

[MS-ASCMD]: ActiveSync Command Reference Protocol Specification

Intellectual Property Rights Notice for Open Specifications Documentation

- **Technical Documentation.** Microsoft publishes Open Specifications documentation for protocols, file formats, languages, standards as well as overviews of the interaction among each of these technologies.
- **Copyrights.** This documentation is covered by Microsoft copyrights. Regardless of any other terms that are contained in the terms of use for the Microsoft website that hosts this documentation, you may make copies of it in order to develop implementations of the technologies described in the Open Specifications and may distribute portions of it in your implementations using these technologies or your documentation as necessary to properly document the implementation. You may also distribute in your implementation, with or without modification, any schema, IDL's, or code samples that are included in the documentation. This permission also applies to any documents that are referenced in the Open Specifications.
- **No Trade Secrets.** Microsoft does not claim any trade secret rights in this documentation.
- **Patents.** Microsoft has patents that may cover your implementations of the technologies described in the Open Specifications. Neither this notice nor Microsoft's delivery of the documentation grants any licenses under those or any other Microsoft patents. However, a given Open Specification may be covered by Microsoft's Open Specification Promise (available here: <http://www.microsoft.com/interop/osp>) or the Community Promise (available here: <http://www.microsoft.com/interop/cp/default.msp>). If you would prefer a written license, or if the technologies described in the Open Specifications are not covered by the Open Specifications Promise or Community Promise, as applicable, patent licenses are available by contacting iplq@microsoft.com.
- **Trademarks.** The names of companies and products contained in this documentation may be covered by trademarks or similar intellectual property rights. This notice does not grant any licenses under those rights.
- **Fictitious Names.** The example companies, organizations, products, domain names, e-mail addresses, logos, people, places, and events depicted in this documentation are fictitious. No association with any real company, organization, product, domain name, email address, logo, person, place, or event is intended or should be inferred.

Reservation of Rights. All other rights are reserved, and this notice does not grant any rights other than specifically described above, whether by implication, estoppel, or otherwise.

Tools. The Open Specifications do not require the use of Microsoft programming tools or programming environments in order for you to develop an implementation. If you have access to Microsoft programming tools and environments you are free to take advantage of them. Certain Open Specifications are intended for use in conjunction with publicly available standard specifications and network programming art, and assumes that the reader either is familiar with the aforementioned material or has immediate access to it.

Preliminary Documentation. This Open Specification provides documentation for past and current releases and/or for the pre-release (beta) version of this technology. This Open Specification is final documentation for past or current releases as specifically noted in the document, as applicable; it is preliminary documentation for the pre-release (beta) versions. Microsoft will release final documentation in connection with the commercial release of the updated or new version of this technology. As the documentation may change between this preliminary version and the final version of this technology, there are risks in relying on preliminary documentation. To the extent that you incur additional development obligations or any other costs as a result of relying on this preliminary documentation, you do so at your own risk.

Revision Summary

Date	Revision History	Revision Class	Comments
12/03/2008	1.0.0	Major	Initial Release.
01/15/2009	1.01	Editorial	Revised and edited technical content.
03/04/2009	1.02	Editorial	Revised and edited technical content.
04/10/2009	2.0.0	Major	Updated technical content and applicable product releases.
07/15/2009	3.0.0	Major	Revised and edited for technical content.
11/04/2009	4.0.0	Major	Updated and revised the technical content.
02/10/2010	5.0.0	Major	Updated and revised the technical content.
05/05/2010	6.0.0	Major	Updated and revised the technical content.

Table of Contents

1	Introduction	16
1.1	Glossary	16
1.2	References.....	18
1.2.1	Normative References.....	18
1.2.2	Informative References	19
1.3	Overview	19
1.4	Relationship to Other Protocols.....	20
1.5	Prerequisites/Preconditions	20
1.6	Applicability Statement.....	21
1.7	Versioning and Capability Negotiation.....	21
1.8	Vendor-Extensible Fields.....	21
1.9	Standards Assignments	21
2	Messages.....	22
2.1	Transport.....	22
2.2	Message Syntax	22
2.2.1	Commands	22
2.2.1.1	Autodiscover	22
2.2.1.1.1	Request	22
2.2.1.1.1.1	Request.....	23
2.2.1.1.1.2	AcceptableResponseSchema	23
2.2.1.1.1.3	EmailAddress	23
2.2.1.1.2	Response	24
2.2.1.1.2.1	Action	25
2.2.1.1.2.2	Culture.....	25
2.2.1.1.2.3	DebugData	26
2.2.1.1.2.4	DisplayName.....	26
2.2.1.1.2.5	EmailAddress	26
2.2.1.1.2.6	Error.....	26
2.2.1.1.2.7	Message.....	26
2.2.1.1.2.8	Name.....	27
2.2.1.1.2.9	Redirect	27
2.2.1.1.2.10	Response.....	27
2.2.1.1.2.11	Server.....	27
2.2.1.1.2.12	ServerData	28
2.2.1.1.2.13	Settings.....	28
2.2.1.1.2.14	Status	28
2.2.1.1.2.15	Type	28
2.2.1.1.2.16	Url	29
2.2.1.1.2.17	User.....	29
2.2.1.1.2.18	ErrorCode	29
2.2.1.2	FolderCreate	29
2.2.1.2.1	Request	30
2.2.1.2.1.1	FolderCreate	30
2.2.1.2.1.2	SyncKey.....	31
2.2.1.2.1.3	ParentId	31
2.2.1.2.1.4	DisplayName.....	31
2.2.1.2.1.5	Type	31
2.2.1.2.2	Response	32
2.2.1.2.2.1	FolderCreate	32

2.2.1.2.2.2	ServerId	33
2.2.1.2.2.3	Status	33
2.2.1.2.2.4	SyncKey	34
2.2.1.3	FolderDelete	35
2.2.1.3.1	Request	35
2.2.1.3.1.1	FolderDelete	35
2.2.1.3.1.2	SyncKey	36
2.2.1.3.1.3	ServerId	36
2.2.1.3.2	Response	36
2.2.1.3.2.1	FolderDelete	37
2.2.1.3.2.2	SyncKey	37
2.2.1.3.2.3	Status	37
2.2.1.4	FolderSync	38
2.2.1.4.1	Request	39
2.2.1.4.1.1	FolderSync	39
2.2.1.4.1.2	SyncKey	39
2.2.1.4.2	Response	40
2.2.1.4.2.1	FolderSync	42
2.2.1.4.2.2	Status	42
2.2.1.4.2.3	SyncKey	43
2.2.1.4.2.4	Changes	43
2.2.1.4.2.5	Count	43
2.2.1.4.2.6	Delete	44
2.2.1.4.2.7	Add	44
2.2.1.4.2.8	ServerId	44
2.2.1.4.2.9	ParentId	45
2.2.1.4.2.10	DisplayName	45
2.2.1.4.2.11	Type	45
2.2.1.4.2.12	Update	46
2.2.1.5	FolderUpdate	46
2.2.1.5.1	Request	47
2.2.1.5.1.1	FolderUpdate	47
2.2.1.5.1.2	SyncKey	48
2.2.1.5.1.3	ServerId	48
2.2.1.5.1.4	ParentId	48
2.2.1.5.1.5	DisplayName	49
2.2.1.5.2	Response	49
2.2.1.5.2.1	FolderUpdate	49
2.2.1.5.2.2	Status	50
2.2.1.5.2.3	SyncKey	51
2.2.1.6	GetAttachment	51
2.2.1.6.1	Request	51
2.2.1.6.2	Response	52
2.2.1.7	GetItemEstimate	52
2.2.1.7.1	Request	52
2.2.1.7.1.1	GetItemEstimate	53
2.2.1.7.1.2	Collections	53
2.2.1.7.1.3	Collection	53
2.2.1.7.1.4	SyncKey	53
2.2.1.7.1.5	CollectionId	54
2.2.1.7.1.6	ConversationMode	54
2.2.1.7.1.7	Options	54
2.2.1.7.1.8	Class	54

2.2.1.7.1.9	FilterType	55
2.2.1.7.1.10	MaxItems	56
2.2.1.7.2	Response	56
2.2.1.7.2.1	GetItemEstimate	57
2.2.1.7.2.2	Response.....	57
2.2.1.7.2.3	Status	57
2.2.1.7.2.4	Collection	58
2.2.1.7.2.5	CollectionId	58
2.2.1.7.2.6	Estimate.....	58
2.2.1.8	ItemOperations	59
2.2.1.8.1	Delivery of Content Requested by Fetch	59
2.2.1.8.2	Request	61
2.2.1.8.2.1	ItemOperations	64
2.2.1.8.2.2	Fetch	64
2.2.1.8.2.3	EmptyFolderContents.....	65
2.2.1.8.2.4	CollectionId	66
2.2.1.8.2.5	Options	66
2.2.1.8.2.6	DeleteSubFolders	68
2.2.1.8.2.7	Store	68
2.2.1.8.2.8	MIMESupport	68
2.2.1.8.2.9	LinkId	69
2.2.1.8.2.10	LongId	69
2.2.1.8.2.11	ServerId	69
2.2.1.8.2.12	FileReference	70
2.2.1.8.2.13	Schema	70
2.2.1.8.2.14	Range	70
2.2.1.8.2.15	UserName.....	71
2.2.1.8.2.16	Password	71
2.2.1.8.2.17	Move.....	71
2.2.1.8.2.18	ConversationId.....	71
2.2.1.8.2.19	DstFldId	71
2.2.1.8.2.20	MoveAlways	72
2.2.1.8.3	Response	72
2.2.1.8.3.1	ItemOperations	73
2.2.1.8.3.2	Response.....	74
2.2.1.8.3.3	EmptyFolderContents.....	74
2.2.1.8.3.4	CollectionId	74
2.2.1.8.3.5	ServerId.....	74
2.2.1.8.3.6	Fetch	74
2.2.1.8.3.7	LinkId	75
2.2.1.8.3.8	LongId	75
2.2.1.8.3.9	Class.....	75
2.2.1.8.3.10	Properties	76
2.2.1.8.3.11	Range	76
2.2.1.8.3.12	Status	77
2.2.1.8.3.13	Data	78
2.2.1.8.3.14	Part	78
2.2.1.8.3.15	Version.....	78
2.2.1.8.3.16	Total	78
2.2.1.8.3.17	Move.....	79
2.2.1.8.3.18	ConversationId.....	79
2.2.1.9	MeetingResponse.....	79
2.2.1.9.1	Request	79

2.2.1.9.1.1	MeetingResponse.....	80
2.2.1.9.1.2	CollectionId	80
2.2.1.9.1.3	Request.....	81
2.2.1.9.1.4	RequestId	81
2.2.1.9.1.5	UserResponse	81
2.2.1.9.1.6	InstanceId	82
2.2.1.9.2	Response	82
2.2.1.9.2.1	MeetingResponse.....	83
2.2.1.9.2.2	CalendarId.....	83
2.2.1.9.2.3	RequestId	83
2.2.1.9.2.4	Result	84
2.2.1.9.2.5	Status	84
2.2.1.10	MoveItems.....	85
2.2.1.10.1	Request	85
2.2.1.10.1.1	DstFldId	86
2.2.1.10.1.2	MoveItems.....	86
2.2.1.10.1.3	Move.....	86
2.2.1.10.1.4	SrcFldId.....	87
2.2.1.10.2	Response	87
2.2.1.10.2.1	DstMsgId	87
2.2.1.10.2.2	MoveItems.....	88
2.2.1.10.2.3	Response.....	88
2.2.1.10.2.4	SrcMsgId	88
2.2.1.10.2.5	Status	88
2.2.1.11	Ping	89
2.2.1.11.1	Request	90
2.2.1.11.1.1	Class.....	91
2.2.1.11.1.2	Folder	91
2.2.1.11.1.3	Folders	91
2.2.1.11.1.4	HeartbeatInterval	91
2.2.1.11.1.5	Id	92
2.2.1.11.1.6	Ping	92
2.2.1.11.2	Response.....	92
2.2.1.11.2.1	Folder	93
2.2.1.11.2.2	Folders	93
2.2.1.11.2.3	HeartbeatInterval	93
2.2.1.11.2.4	MaxFolders	93
2.2.1.11.2.5	Ping	94
2.2.1.11.2.6	Status	94
2.2.1.12	Provision.....	95
2.2.1.13	ResolveRecipients	95
2.2.1.13.1	Request	95
2.2.1.13.1.1	CertificateRetrieval	97
2.2.1.13.1.2	MaxAmbiguousRecipients.....	97
2.2.1.13.1.3	Options	97
2.2.1.13.1.4	MaxCertificates.....	98
2.2.1.13.1.5	ResolveRecipients	98
2.2.1.13.1.6	To.....	98
2.2.1.13.1.7	Availability	99
2.2.1.13.1.8	StartTime	99
2.2.1.13.1.9	EndTime	100
2.2.1.13.1.10	Picture.....	100
2.2.1.13.1.11	MaxSize	100

2.2.1.13.1.12	MaxPictures.....	100
2.2.1.13.2	Response	101
2.2.1.13.2.1	Certificate	102
2.2.1.13.2.2	CertificateCount.....	102
2.2.1.13.2.3	Certificates	102
2.2.1.13.2.4	DisplayName.....	103
2.2.1.13.2.5	EmailAddress	103
2.2.1.13.2.6	MiniCertificate	103
2.2.1.13.2.7	Recipient	103
2.2.1.13.2.8	RecipientCount	104
2.2.1.13.2.9	ResolveRecipients	104
2.2.1.13.2.10	Response	104
2.2.1.13.2.11	Status	105
2.2.1.13.2.12	To	106
2.2.1.13.2.13	Type.....	107
2.2.1.13.2.14	Availability	107
2.2.1.13.2.15	MergedFreeBusy	107
2.2.1.13.2.16	Picture.....	108
2.2.1.13.2.17	Data.....	109
2.2.1.14	Search.....	109
2.2.1.14.1	Request	110
2.2.1.14.1.1	Name	113
2.2.1.14.1.2	Query.....	114
2.2.1.14.1.3	Options	115
2.2.1.14.1.4	Range	116
2.2.1.14.1.5	Schema	116
2.2.1.14.1.6	MIMESupport	116
2.2.1.14.1.7	Search	117
2.2.1.14.1.8	Store.....	117
2.2.1.14.1.9	And.....	118
2.2.1.14.1.10	Class	118
2.2.1.14.1.11	DeepTraversal	119
2.2.1.14.1.12	EqualTo	119
2.2.1.14.1.13	GreaterThan.....	119
2.2.1.14.1.14	LessThan	120
2.2.1.14.1.15	Value.....	120
2.2.1.14.1.16	FreeText	120
2.2.1.14.1.17	CollectionId	121
2.2.1.14.1.18	ConversationId	121
2.2.1.14.1.19	RebuildResults	121
2.2.1.14.1.20	LinkId.....	122
2.2.1.14.1.21	DateReceived	122
2.2.1.14.1.22	Picture.....	122
2.2.1.14.1.23	MaxSize	122
2.2.1.14.1.24	MaxPictures.....	122
2.2.1.14.2	Response	123
2.2.1.14.2.1	LongId	128
2.2.1.14.2.2	Properties	129
2.2.1.14.2.3	Range	129
2.2.1.14.2.4	Response.....	130
2.2.1.14.2.5	Result	130
2.2.1.14.2.6	Search	131
2.2.1.14.2.7	Status	131

2.2.1.14.2.8	Store.....	133
2.2.1.14.2.9	Total	133
2.2.1.14.2.10	Class	133
2.2.1.14.2.11	Picture.....	134
2.2.1.14.2.12	Data.....	134
2.2.1.15	SendMail.....	134
2.2.1.15.1	Request	135
2.2.1.15.1.1	SendMail	135
2.2.1.15.1.2	ClientId	136
2.2.1.15.1.3	AccountId	136
2.2.1.15.1.4	SaveInSentItems.....	136
2.2.1.15.1.5	Mime.....	136
2.2.1.15.2	Response	137
2.2.1.15.2.1	SendMail	137
2.2.1.15.2.2	Status	137
2.2.1.16	Settings.....	138
2.2.1.16.1	Request	139
2.2.1.16.1.1	Settings.....	141
2.2.1.16.1.2	Oof	142
2.2.1.16.1.3	Get	143
2.2.1.16.1.4	Set	143
2.2.1.16.1.5	OofState.....	144
2.2.1.16.1.6	StartTime	145
2.2.1.16.1.7	EndTime	145
2.2.1.16.1.8	OofMessage	146
2.2.1.16.1.9	BodyType	146
2.2.1.16.1.10	AppliesToInternal.....	147
2.2.1.16.1.11	AppliesToExternalKnown	147
2.2.1.16.1.12	AppliesToExternalUnknown	148
2.2.1.16.1.13	Enabled	148
2.2.1.16.1.14	ReplyMessage.....	149
2.2.1.16.1.15	DeviceInformation.....	149
2.2.1.16.1.16	Model	150
2.2.1.16.1.17	IMEI	150
2.2.1.16.1.18	FriendlyName	150
2.2.1.16.1.19	OS	151
2.2.1.16.1.20	OSLanguage.....	151
2.2.1.16.1.21	PhoneNumber.....	151
2.2.1.16.1.22	UserAgent.....	152
2.2.1.16.1.23	DevicePassword.....	152
2.2.1.16.1.24	Password	152
2.2.1.16.1.25	UserInformation.....	153
2.2.1.16.1.26	EnableOutboundSMS	153
2.2.1.16.1.27	MobileOperator	153
2.2.1.16.1.28	RightsManagementInformation	153
2.2.1.16.2	Response	154
2.2.1.16.2.1	Settings.....	156
2.2.1.16.2.2	Status	156
2.2.1.16.2.3	Oof	157
2.2.1.16.2.4	Get	158
2.2.1.16.2.5	OofState.....	159
2.2.1.16.2.6	StartTime	159
2.2.1.16.2.7	EndTime	160

2.2.1.16.2.8	OofMessage	160
2.2.1.16.2.9	BodyType	161
2.2.1.16.2.10	AppliesToInternal	161
2.2.1.16.2.11	AppliesToExternalKnown	162
2.2.1.16.2.12	AppliesToExternalUnknown	162
2.2.1.16.2.13	Enabled	163
2.2.1.16.2.14	ReplyMessage	163
2.2.1.16.2.15	DeviceInformation	163
2.2.1.16.2.16	DevicePassword	164
2.2.1.16.2.17	UserInfo	164
2.2.1.16.2.18	EmailAddresses	164
2.2.1.16.2.19	SMTPAddress	165
2.2.1.16.2.20	RightsManagementInformation	165
2.2.1.16.2.21	Accounts	165
2.2.1.16.2.22	Account	165
2.2.1.16.2.23	AccountId	165
2.2.1.16.2.24	AccountName	165
2.2.1.16.2.25	UserDisplayName	166
2.2.1.16.2.26	SendDisabled	166
2.2.1.16.2.27	PrimarySmtpAddress	166
2.2.1.17	SmartForward	166
2.2.1.17.1	Request	167
2.2.1.17.1.1	SmartForward	168
2.2.1.17.1.2	ClientId	168
2.2.1.17.1.3	AccountId	169
2.2.1.17.1.4	SaveInSentItems	169
2.2.1.17.1.5	ReplaceMime	169
2.2.1.17.1.6	Source	170
2.2.1.17.1.7	FolderId	170
2.2.1.17.1.8	ItemId	170
2.2.1.17.1.9	LongId	170
2.2.1.17.1.10	InstanceId	171
2.2.1.17.1.11	Mime	171
2.2.1.17.2	Response	171
2.2.1.17.2.1	SmartForward	171
2.2.1.17.2.2	Status	172
2.2.1.18	SmartReply	172
2.2.1.18.1	Request	173
2.2.1.18.1.1	SmartReply	174
2.2.1.18.1.2	ClientId	174
2.2.1.18.1.3	AccountId	174
2.2.1.18.1.4	SaveInSentItems	175
2.2.1.18.1.5	ReplaceMime	175
2.2.1.18.1.6	Source	175
2.2.1.18.1.7	FolderId	176
2.2.1.18.1.8	ItemId	176
2.2.1.18.1.9	LongId	176
2.2.1.18.1.10	InstanceId	176
2.2.1.18.1.11	Mime	176
2.2.1.18.2	Response	177
2.2.1.18.2.1	SmartReply	177
2.2.1.18.2.2	Status	177
2.2.1.19	Sync	178

2.2.1.19.1	Request	179
2.2.1.19.1.1	Sync	187
2.2.1.19.1.1.1	Empty Sync Request	188
2.2.1.19.1.2	Wait	188
2.2.1.19.1.3	HeartbeatInterval	189
2.2.1.19.1.4	Partial	189
2.2.1.19.1.5	WindowSize	190
2.2.1.19.1.6	Add	191
2.2.1.19.1.7	ApplicationData	192
2.2.1.19.1.8	Change	192
2.2.1.19.1.9	ClientId	193
2.2.1.19.1.10	Collection	193
2.2.1.19.1.11	SyncKey	194
2.2.1.19.1.12	Supported	195
2.2.1.19.1.13	GetChanges	196
2.2.1.19.1.14	ConversationMode	197
2.2.1.19.1.15	CollectionId	197
2.2.1.19.1.16	Collections	197
2.2.1.19.1.17	Commands	198
2.2.1.19.1.18	Delete	198
2.2.1.19.1.19	Fetch	199
2.2.1.19.1.20	DeletesAsMoves	199
2.2.1.19.1.21	Options	199
2.2.1.19.1.22	Conflict	200
2.2.1.19.1.23	FilterType	201
2.2.1.19.1.24	MIMETruncation	202
2.2.1.19.1.25	MIMESupport	203
2.2.1.19.1.26	Class	204
2.2.1.19.1.27	MaxItems	204
2.2.1.19.1.28	ServerId	204
2.2.1.19.2	Response	205
2.2.1.19.2.1	Add	209
2.2.1.19.2.2	ApplicationData	209
2.2.1.19.2.3	Change	210
2.2.1.19.2.4	Class	210
2.2.1.19.2.5	ClientId	211
2.2.1.19.2.6	Collection	211
2.2.1.19.2.7	CollectionId	212
2.2.1.19.2.8	Collections	213
2.2.1.19.2.9	Commands	213
2.2.1.19.2.10	Delete	214
2.2.1.19.2.11	SoftDelete	214
2.2.1.19.2.12	Fetch	214
2.2.1.19.2.13	Limit	215
2.2.1.19.2.14	MoreAvailable	215
2.2.1.19.2.15	Responses	216
2.2.1.19.2.16	ServerId	216
2.2.1.19.2.17	Status	217
2.2.1.19.2.18	Sync	219
2.2.1.19.2.18.1	Empty Sync Response	219
2.2.1.19.2.19	SyncKey	219
2.2.1.19.3	Content Class Specific XSDs	220
2.2.1.19.3.1	Sync Command for Calendar Items	220

2.2.1.19.3.1.1	Sync Command Request for Calendar Items	220
2.2.1.19.3.1.2	Sync Command Response for Calendar Items	225
2.2.1.19.3.2	Sync Command for Contacts Folder	225
2.2.1.19.3.2.1	Sync Command Request for Contacts	225
2.2.1.19.3.2.2	Sync Command Response for Contacts	229
2.2.1.19.3.3	Sync Command for Contacts2 Folder	229
2.2.1.19.3.3.1	Sync Command Request for Contacts2	229
2.2.1.19.3.3.2	Sync Command Response for Contacts2	230
2.2.1.19.3.4	Sync Command for E-Mail Folder	230
2.2.1.19.3.4.1	Sync Command Request for E-Mail	230
2.2.1.19.3.4.2	Sync Command Response for E-Mail	231
2.2.1.19.3.5	Sync Command for Tasks Folder	231
2.2.1.19.3.5.1	Sync Command Request for Tasks	231
2.2.1.19.3.5.2	Sync Command Response for Tasks	234
2.2.1.20	ValidateCert	234
2.2.1.20.1	Request	234
2.2.1.20.1.1	ValidateCert	235
2.2.1.20.1.2	Certificate	235
2.2.1.20.1.3	CertificateChain	235
2.2.1.20.1.4	Certificates	235
2.2.1.20.1.5	CheckCRL	235
2.2.1.20.2	Response	236
2.2.1.20.2.1	ValidateCert	236
2.2.1.20.2.2	Certificate	236
2.2.1.20.2.3	Status	237
2.2.2	Common Status Codes	238
3	Protocol Details	245
3.1	Common Details	245
3.1.1	Abstract Data Model	245
3.1.2	Timers	245
3.1.3	Initialization	245
3.1.4	Higher-Layer Triggered Events	245
3.1.5	Message Processing Events and Sequencing Rules	245
3.1.5.1	Downloading Policy Settings	245
3.1.5.2	Setting Device Information	246
3.1.5.3	Synchronizing a Folder Hierarchy	247
3.1.5.4	Synchronizing Inbox, Calendar, Contacts, and Tasks Folders	247
3.1.5.5	Receiving and Accepting Meeting Requests	249
3.1.5.6	Handling Status Errors	250
3.1.6	Timer Events	251
3.1.7	Other Local Events	251
4	Protocol Examples	252
4.1	Downloading the Current Server Security Policy by Using the Provision Command	252
4.2	Discovering Account Settings by Using the Autodiscover Command	252
4.2.1	Request	253
4.2.2	Response - Case Error	253
4.2.3	Response - Case Redirect	253
4.2.4	Response - Case Server Settings	254
4.2.5	Response - Case Framework Error	254
4.2.6	Response - Case Framework Default	255
4.3	Synchronizing Folders by Using the FolderSync Command	255

4.3.1	Request	256
4.3.2	Response	256
4.4	Synchronizing Data by Using the Sync Command	258
4.4.1	Downloading Current Information from the Server	258
4.4.1.1	Request.....	258
4.4.1.2	Response.....	258
4.4.2	Fetching an E-Mail by Using the ServerId	259
4.4.2.1	Request.....	259
4.4.2.2	Response.....	259
4.4.3	Uploading New ApplicationData to the Server	259
4.4.3.1	Request.....	259
4.4.3.2	Response.....	259
4.4.4	Updating ApplicationData on the Server	260
4.4.4.1	Request.....	260
4.4.4.2	Response.....	260
4.4.5	Deleting an Item from the Server	260
4.4.5.1	Request.....	260
4.4.5.2	Response.....	261
4.4.6	Identifying Acceptance of Partial Collections	262
4.4.7	Identifying Acceptance of MIME Content.....	262
4.4.7.1	Sync Request With Support for MIME Content	262
4.4.7.2	Sync Response With MIME Content	262
4.4.7.3	Sync Request With BodyPreference and MIME Support	263
4.4.7.4	Sync Response with MIME Support	263
4.4.8	Identifying That More Content is Ready for Download	264
4.4.9	Synchronizing the Calendar Folder.....	265
4.4.9.1	Initial Request.....	265
4.4.9.2	Initial Response.....	265
4.4.9.3	Second Request.....	266
4.4.9.4	Second Response	266
4.4.10	Empty Sync Request and Response.....	269
4.5	Sending E-Mail Messages by Using the SendMail Command.....	270
4.5.1	Request	270
4.5.2	Response	270
4.6	Pinging the Server for Updates by Using the Ping Command	270
4.6.1	Ping Command Request	271
4.6.2	Ping Command Response	271
4.6.2.1	Typical Response	271
4.6.2.2	Response – Changes Found	271
4.6.2.3	Response – HeartbeatInterval Error	271
4.6.2.4	Response – Folder Error	272
4.7	Fetching E-Mail and Attachments by Using the ItemOperations Command	272
4.7.1	Fetching an E-Mail Item	272
4.7.1.1	Request.....	272
4.7.1.2	Response.....	273
4.7.2	Fetching a MIME E-Mail Item	274
4.7.2.1	Request.....	274
4.7.2.2	Response.....	274
4.7.3	Fetching an E-Mail Item with a LongId	275
4.7.3.1	Search Request	276
4.7.3.2	Search Response	276
4.7.3.3	Fetch Request	277
4.7.3.4	Fetch Response	278

4.7.4	Fetching an Attachment	278
4.7.4.1	Sync Request	279
4.7.4.2	Sync Response	279
4.7.4.3	ItemOperation Request	280
4.7.4.4	ItemOperation Response	280
4.8	Retrieving and Changing OOF Settings by Using the Settings Command	281
4.8.1	Retrieving OOF Settings	281
4.8.1.1	Request.....	281
4.8.1.2	Response.....	282
4.8.2	Turning On the OOF Message.....	282
4.8.2.1	Request.....	283
4.8.2.2	Response.....	283
4.8.3	Turning Off the OOF Message	284
4.8.3.1	Request.....	284
4.8.3.2	Response.....	284
4.9	Retrieving User Information by Using the Settings Command	285
4.9.1	Request	285
4.9.2	Response	285
4.10	Setting Device Information by Using the Settings Command	285
4.10.1	Request.....	285
4.10.2	Response.....	285
4.11	Setting a Device Password by Using the Settings Command	286
4.11.1	Request.....	286
4.11.2	Response.....	286
4.12	Accessing Documents on File Shares and URIs by Using the Search and ItemOperations Commands.....	286
4.12.1	Issuing a Search for Item Metadata	287
4.12.1.1	Request.....	287
4.12.1.2	Response.....	288
4.12.2	Fetching an Item Based on Metadata	289
4.12.2.1	Request.....	289
4.12.2.2	Response.....	290
4.13	Searching for an Item in the Mailbox by Using the Search Command	290
4.13.1	Keyword Search	290
4.13.1.1	Request.....	290
4.13.1.2	Response.....	291
4.13.2	Forward a Search Result.....	292
4.13.3	Keyword search with MIMESupport	293
4.14	Resolving Recipients and Retrieving Free/Busy Data by Using the ResolveRecipients Command.....	294
4.14.1	Request.....	294
4.14.2	Response for a GAL Entry	295
4.14.3	Response for a Contact Entry	295
4.14.4	Retrieving Free/Busy Data By Using the ResolveRecipients Command	296
4.14.4.1	Request to Retrieve Free/Busy Data	296
4.14.4.2	Response with MergedFreeBusy Data	296
4.15	Using the Supported Element and Ghosted Elements in the Sync Command	298
4.15.1	Initial Folder Sync.....	298
4.15.1.1	Request.....	298
4.15.1.2	Response.....	298
4.15.2	Sync Command	300
4.15.2.1	Request.....	300
4.15.2.2	Response.....	301

4.15.3	Sync Contacts	301
4.15.3.1	Request	301
4.15.3.2	Response	302
4.15.4	Sync Client Changes	303
4.15.4.1	Request	303
4.15.4.2	Response	303
4.15.5	Sync Server Changes	304
4.15.5.1	Request	304
4.15.5.2	Response	304
4.16	Respond to Meeting Requests by Using the MeetingResponse Command	305
4.16.1	Request	305
4.16.2	Response	306
4.17	Creating Folders by Using the FolderCreate Command	306
4.17.1	Request	306
4.17.2	Response	307
4.18	Deleting Folders by Using the FolderDelete Command	307
4.18.1	Request	307
4.18.2	Response	308
4.19	Updating Folders by Using the FolderUpdate Command	308
4.19.1	Request	308
4.19.2	Response	309
4.20	Retrieving Item Estimates by Using the GetItemEstimate Command	309
4.20.1	Request	309
4.20.2	Response	310
4.21	Move Items to Another Folder by Using the MoveItems Command	310
4.21.1	Request	310
4.21.2	Response	311
4.22	Reply to E-Mail Messages by Using the SmartReply Command	311
4.22.1	Request	311
4.22.2	Response	312
4.23	Validate Certificates by Using the ValidateCert Command	312
4.23.1	Request	312
4.23.2	Response	313
4.24	Search the Global Address List by Using the Search Command	313
4.24.1	Request	314
4.24.2	Response	314
4.25	Emptying Folder Contents by Using the ItemOperations Command	315
4.25.1	Request	315
4.25.2	Response	316
4.26	Moving a Conversation by Using the ItemOperations Command	316
4.26.1	Request	316
4.26.2	Response	317
4.27	Creating Meetings	317
4.27.1	Uploading a Meeting to the Server	318
4.27.1.1	Request	318
4.27.1.2	Response	319
4.27.2	Sending Meeting Requests	319
4.27.2.1	Request	320
4.27.2.2	Response	322
4.27.3	Adding a Meeting Request to the Attendee's Inbox Folder	322
4.27.3.1	Request	322
4.27.3.2	Response	323
4.27.4	Adding a Meeting to the Attendee's Calendar Folder	324

4.27.4.1 Request.....	324
4.27.4.2 Response.....	325
5 Security.....	327
5.1 Security Considerations for Implementers.....	327
5.2 Index of Security Parameters.....	327
6 Appendix A: Product Behavior.....	328
7 Change Tracking.....	334
8 Index	373

1 Introduction

This document specifies the ActiveSync protocol commands which are used by a client, typically a mobile device, to synchronize and exchange objects with a server. These objects include e-mail **messages**, **SMS** messages, **attachments**, **folders**, **contact** information, **meetings**, **calendar** data, **tasks**, **notes** and documents.

1.1 Glossary

The following terms are defined in [\[MS-OXGLOS\]](#):

Active Directory
address book
address list
alias
ambiguous name resolution (ANR)
appointment
ASCII
attachment
Autodiscover server
binary large object (BLOB)
body part
Calendar folder
Calendar object
character set
class
collection
contact
conversation
distribution list
domain
Domain Name System (DNS)
Drafts folder
folder
folder ID (FID)
fully qualified domain name (FQDN)
ghosted
Global Address List (GAL)
GUID
Hypertext Transfer Protocol (HTTP)
Inbox folder
journal
locale
mailbox
meeting
message
message body
message database (MDB)
message ID (MID)
MIME
MIME message
named property
organizer
Out of Office (OOF)

Outbox folder
Personal Information Manager (PIM)
plain text
property (1)
read receipt
recipient (2)
recipient information cache
reminder
Root folder
S/MIME
search folder
Secure Sockets Layer (SSL)
Sent Items folder
Short Message Service (SMS)
Simple Mail Transfer Protocol (SMTP)
special folder
stream
store
synchronization
Transport Neutral Encapsulation Format (TNEF)
Uniform Resource Locator (URL)
Uniform Resource Identifier (URI)
WAP Binary XML (WBXML)
Wireless Application Protocol (WAP)
XML
XML schema definition (XSD)

The following terms are specific to this document:

certificate authority (CA): A third party that issues public key certificates. Certificates serve to bind public keys to a user identity. Each user and **certificate authority** may decide whether to trust another user or **CA** for a specific purpose, and whether this trust should be transitive.

certificate revocation lists (CRL): A list of certificates that have been revoked by the **certificate authority (CA)** (or certification authority) that issued them (that have not yet expired of their own accord). The list must be cryptographically signed by the **CA** that issues it. Typically, the certificates are identified by serial number. In addition to the serial number for the revoked certificates, the **CRL** also contains the revocation reason for each certificate and the time the certificate was revoked. As specified in [\[RFC3280\]](#), two types of **CRLs** commonly exist in the industry. Base **CRLs** keep a complete list of revoked certificates, while delta **CRLs** maintain only those certificates that have been revoked since the last issuance of a base **CRL**. For more information, see section 7.3 of [\[X509\]](#), [\[MSFT-CRL\]](#), and section 5 of [\[RFC3280\]](#).

Universal Naming Convention (UNC): A standard naming format for specifying the location of network resources such as shared files or devices on a network. The format is "\\<servername>\<share>\<filename>", where <servername> is a NetBIOS name, **fully qualified domain name (FQDN)**, or IPv4 address; <share> is a logical share point for accessing <servername>; and <filename> is the name of the file or device.

MAY, SHOULD, MUST, SHOULD NOT, MUST NOT: These terms (in all caps) are used as described in [\[RFC2119\]](#). All statements of optional behavior use either MAY, SHOULD, or SHOULD NOT.

1.2 References

1.2.1 Normative References

We conduct frequent surveys of the normative references to assure their continued availability. If you have any issue with finding a normative reference, please contact dochelp@microsoft.com. We will assist you in finding the relevant information. Please check the archive site, <http://msdn2.microsoft.com/en-us/library/E4BD6494-06AD-4aed-9823-445E921C9624>, as an additional source.

[DNS-SRV] Microsoft Corporation, "A new feature is available that enables Outlook 2007 to use DNS Service Location (SRV) records to locate the Exchange Autodiscover service", August 2007, <http://go.microsoft.com/fwlink/?linkid=3052&kbid=940881>.

[MS-ASAIRS] Microsoft Corporation, "[ActiveSync AirSyncBase Namespace Protocol Specification](#)", December 2008.

[MS-ASCAL] Microsoft Corporation, "[ActiveSync Calendar Class Protocol Specification](#)", December 2008.

[MS-ASCNTC] Microsoft Corporation, "[ActiveSync Contact Class Protocol Specification](#)", December 2008.

[MS-ASCON] Microsoft Corporation, "[ActiveSync Conversations Protocol Specification](#)", April 2009.

[MS-ASDOC] Microsoft Corporation, "[ActiveSync Document Class Protocol Specification](#)", December 2008.

[MS-ASDTYPE] Microsoft Corporation, "[ActiveSync Data Types](#)", December 2008.

[MS-ASEMAIL] Microsoft Corporation, "[ActiveSync E-Mail Class Protocol Specification](#)", December 2008.

[MS-ASHTTP] Microsoft Corporation, "[ActiveSync HTTP Protocol Specification](#)", December 2008.

[MS-ASMS] Microsoft Corporation, "[ActiveSync Short Message Service Protocol Specification](#)", April 2009.

[MS-ASPROV] Microsoft Corporation, "[ActiveSync Provisioning Protocol Specification](#)", December 2008.

[MS-ASTASK] Microsoft Corporation, "[ActiveSync Tasks Class Protocol Specification](#)", December 2008.

[MS-ASWBXML] Microsoft Corporation, "[ActiveSync WAP Binary XML \(WBXML\) Protocol Specification](#)", December 2008.

[MS-OXCICAL] Microsoft Corporation, "[iCalendar to Appointment Object Conversion Protocol Specification](#)", April 2008.

[MS-OXDCLI] Microsoft Corporation, "[Autodiscover Publishing and Lookup Protocol Specification](#)", April 2008.

[MS-OXGLOS] Microsoft Corporation, "[Exchange Server Protocols Master Glossary](#)", April 2008.

[MS-OXTNEF] Microsoft Corporation, "[Transport Neutral Encapsulation Format \(TNEF\) Data Structure](#)", April 2008.

[MSFT-CRL] Komar, B., Kinder, C., Ben-Menahem, A., "Certificate Revocation and Status Checking", January 2006, <http://go.microsoft.com/fwlink/?linkid=90181>

[RFC821] Postel, J., "SIMPLE MAIL TRANSFER PROTOCOL", RFC 821, August 1982, <http://www.ietf.org/rfc/rfc821.txt>

[RFC822] Crocker, D., "STANDARD FOR THE FORMAT OF ARPA INTERNET TEXT MESSAGES", RFC 822, August 1982, <http://www.ietf.org/rfc/rfc0822.txt>

[RFC2119] Bradner, S., "Key words for use in RFCs to Indicate Requirement Levels", RFC 2119, BCP 14, March 1997, <http://www.ietf.org/rfc/rfc2119.txt>

[RFC2616] Fielding, R., Gettys, J., Mogul, J., et al., "Hypertext Transfer Protocol -- HTTP/1.1", RFC 2616, June 1999, <http://www.ietf.org/rfc/rfc2616.txt>

[RFC2447] Dawson, F., Mansour, S., and Silverberg, S., "iCalendar Message-Based Interoperability Protocol (iMIP)", RFC 2447, November 1998, <http://www.ietf.org/rfc/rfc2447.txt>

[RFC3280] Housley, R., Polk, W., Ford, W., and Solo, D., "Internet X.509 Public Key Infrastructure Certificate and Certificate Revocation List (CRL) Profile", RFC 3280, April 2002, <http://www.ietf.org/rfc/rfc3280.txt>

[RFC3851] Ramsdell, B., Ed., "Secure/Multipurpose Internet Mail Extensions (S/MIME) Version 3.1 Message Specification", RFC 3851, July 2004, <http://www.ietf.org/rfc/rfc3851.txt>

[W3C-XML] World Wide Web Consortium, "XML Schema (Second Edition)", W3C Recommendation, October 2004, <http://www.w3.org/XML/Schema>

[X509] International Telecommunication Union, "Information technology - Open Systems Interconnection - The Directory: Public-Key and attribute certificate frameworks", ITU-T Recommendation X.509, August 2005, <http://www.itu.int/rec/T-REC-X.509/en>

1.2.2 Informative References

[MSFT-AUTODISCOVER] Masterson, J., Turick, J., Smith IV, R., "White Paper: Exchange 2007 Autodiscover Service", November 2007, <http://technet.microsoft.com/en-us/library/bb332063.aspx>

[MSDN-ADDP] Microsoft Corporation, "Establishing an ActiveSync Desktop-Device Partnership", August 2008, <http://go.microsoft.com/fwlink/?LinkId=177599>

1.3 Overview

This protocol consists of a set of **XML**-based commands that are used by a client device to synchronize and exchange its e-mail, files, and data with a server.

The client first uses the **Autodiscover** command to get a user's account configuration. The client can then view and modify server data related to that account, including e-mail messages and attachments, folders, contacts, and calendar requests.

The client then uses the **Provision** command to get and subsequently acknowledge security policy settings from the server.

The next command sent by the client is **FolderSync** to retrieve the folder hierarchy of the user.

This is typically followed by **GetItemEstimate** in order to retrieve the number of changes that need to be downloaded to the client via the first **Sync** request. This is immediately followed by **Sync**, to

get a **synchronization** key and then messages from the server. Optionally, **Ping** or hanging **Sync** can then be issued to keep the device up-to-date on any server changes.

The client processes outgoing e-mail using the **SendMail**, **SmartReply**, and **SmartForward** commands. For incoming messages, the client can call the **ItemOperations** command to fetch the message, and then use the **MoveItems** command. **S/MIME** messages are processed with the **ResolveRecipients** and **ValidateCert** commands.

The client calls the **FolderSync**, **FolderCreate**, **FolderUpdate**, and **FolderDelete** commands to update, create, and delete **mailbox** folders on the server.

For meeting requests, the client calls the **MeetingResponse** command.

The client can set and request server parameters with the **Settings** command.

The client uses the **Search** command to find particular items on the server.

1.4 Relationship to Other Protocols

The ActiveSync commands specified in this document are sent and received over a **Hypertext Transfer Protocol (HTTP)** connection, as specified in [\[RFC2616\]](#) in an HTTP **POST** method. The information contained in the HTTP **POST** header is specified in [\[MS-ASHTTP\]](#). The information contained in the HTTP message is sent and received in WBXML format, as specified in [\[MS-ASWBXML\]](#) where the content of the WBXML adheres to the commands specified in this document.

Some of the ActiveSync commands specified in this document are used to synchronize or retrieve more than one class of content. For example, the **Ping** command can be used to monitor changes to the e-mail, note, contact, calendar, or task classes. The elements included in the **Ping** command change depending on which content class is being monitored. Because each of the content classes are used by multiple commands, they are specified in individual documents for each content type. The content class specifications are [\[MS-ASEMAIL\]](#), [\[MS-ASCNTC\]](#), [\[MS-ASDOC\]](#), [\[MS-ASCAL\]](#), [\[MS-ASNOTE\]](#), and [\[MS-ASTASK\]](#).

Another document containing elements and complex types used by multiple commands is [\[MS-ASAIRS\]](#). [\[MS-ASAIRS\]](#) specifies the AirSyncBase namespace, which is used by multiple commands to specify the formatting preference of body content, truncation sizes, and other commonly used elements.

This document specifies all of the ActiveSync commands except for the **Provision** command, which is independently specified in [\[MS-ASPROV\]](#).

The **AutoDiscover** command is specified in this document, but more details about AutoDiscover publishing and lookup are available in [\[MS-OXDCLI\]](#).

All simple data types in this document conform to the data type definitions specified in [\[MS-ASDTYPE\]](#).

For details about how to control the view of related e-mail messages or conversations, see [\[MS-ASCON\]](#).

For details about how outbound SMS e-mail messages are sent from mobile devices, see [\[MS-ASMS\]](#).

1.5 Prerequisites/Preconditions

This protocol assumes that authentication has been performed by the underlying protocols.

1.6 Applicability Statement

This protocol is applicable in scenarios where a client has to synchronize its messages and files with a server.

1.7 Versioning and Capability Negotiation

None.

1.8 Vendor-Extensible Fields

None.

1.9 Standards Assignments

None.

2 Messages

2.1 Transport

This protocol consists of a series of XML elements contained in request or response messages between a client and server. The XML block containing the command and parameter elements is transmitted in either the request body of a request, or in the response body of a response. The request body and request response are always preceded by the HTTP header, as specified in [\[MS-ASHTTP\]](#).

All command messages use **WAP Binary XML (WBXML)**, except for the **Autodiscover** command, which uses plain XML. For more details about WBXML, see [\[MS-ASWBXML\]](#).

2.2 Message Syntax

2.2.1 Commands

2.2.1.1 Autodiscover

The **Autodiscover** command facilitates the discovery of core account configuration information by using the user's **Simple Mail Transfer Protocol (SMTP)** address as the primary input. For details about the **Autodiscover** service, see [\[MSFT-AUTODISCOVER\]](#). For more details about the Autodiscover HTTP Service, see [\[MS-OXDCLI\]](#).

The **Autodiscover** command request and response messages are sent in XML format, not WBXML format.

When sending an **Autodiscover** command request, the Content-Type header value MUST be set to text/xml.<1> For more details about the Content-Type header, see [\[MS-ASHTTP\]](#) section 2.2.1.1.2.2.

The client SHOULD use the **Autodiscover** command as an initial response to common HTTP errors. Common HTTP errors are specified in [\[MS-ASHTTP\]](#) section 2.2.2.1.1. **Autodiscover** has the ability to retrieve an updated **URL** when a mailbox has been moved, a user is trying to connect to a server that cannot access the user's mailbox, or when there is a more efficient server to use to reach the user's mailbox.

After a successful **Autodiscover** command response, the client sends an **Options** command to the server identified in the Autodiscover command response. The **Options** command returns the newly supported protocol versions and commands if they changed due to the **Autodiscover** command.

2.2.1.1.1 Request

The following code shows the XSD for the **Autodiscover** command request.

```
<?xml version="1.0" encoding="utf-8"?>
<xs:schema
  xmlns="http://schemas.microsoft.com/exchange/autodiscover/outlook/requestschema/2006"
  xmlns:mstns="http://schemas.microsoft.com/exchange/autodiscover/outlook/requestschema/2006"
  xmlns:xs="http://www.w3.org/2001/XMLSchema"
  targetNamespace="http://schemas.microsoft.com/exchange/autodiscover/outlook/requestschema/2006"
  elementFormDefault="unqualified" id="requestschema2006">
  <xs:element name="Autodiscover">
    <xs:complexType>
```

```

        <xs:sequence>
            <xs:element name="Request" type="RequestType"/>
        </xs:sequence>
    </xs:complexType>
</xs:element>
<xs:complexType name="RequestType">
    <xs:sequence>
        <xs:sequence>
            <xs:element name="EmailAddress" type="xs:string"/>
            <xs:element name="AcceptableResponseSchema" type="xs:string"/>
        </xs:sequence>
    </xs:sequence>
</xs:complexType>
</xs:schema>

```

2.2.1.1.1.1 Request

The <Request> element contains the **Autodiscover** command request parameters.

Parent elements	Child elements	Data type	Number allowed
<Autodiscover>	<EmailAddress> (request only) <AcceptableResponseSchema> (request only)	Container	1...1 (required)

When more than one <Request> elements are present in an **Autodiscover** request, the server returns an <ErrorCode> value of 600.

2.2.1.1.1.2 AcceptableResponseSchema

The <AcceptableResponseSchema> element indicates the schema in which the server MUST send the response.

Parent elements	Child elements	Data type	Number allowed
<Request> (request only) <Response> (response only)	None	String	1...1 (required)

The namespace MUST be
"http://schemas.microsoft.com/exchange/autodiscover/mobilesync/responseschema/2006".

2.2.1.1.1.3 EmailAddress

The <EmailAddress> element contains the SMTP e-mail address of the user and is used to identify the user's mailbox in the network.

Parent elements	Child elements	Data type	Number allowed
<Request> (request only) <User> (response only)	None	String	1...1 (required)

If the user has multiple addresses, then the primary e-mail address SHOULD be returned in the **Autodiscover** command response. This address can be the same as the e-mail address that was

sent in the request. The client device records this address string for use in all additional communication.

2.2.1.1.2 Response

The following code shows the XSD for the **Autodiscover** command response.

```
<?xml version="1.0" encoding="utf-8"?>
<xs:schema
  xmlns="http://schemas.microsoft.com/exchange/autodiscover/outlook/responseschema/2006a"

  xmlns:mstns="http://schemas.microsoft.com/exchange/autodiscover/outlook/responseschema/2006a"
  xmlns:xs="http://www.w3.org/2001/XMLSchema"

  targetNamespace="http://schemas.microsoft.com/exchange/autodiscover/outlook/responseschema/2006a"
  elementFormDefault="unqualified" id="responseschema2006">
  <xs:element name="Autodiscover">
    <xs:complexType>
      <xs:sequence>
        <xs:element name="Response">
          <xs:complexType>
            <xs:sequence>
              <xs:element name="Culture" type="xs:string" minOccurs="0"/>
              <xs:element name="User" minOccurs="0">
                <xs:complexType>
                  <xs:sequence>
                    <xs:element name="DisplayName" minOccurs="0"/>
                    <xs:element name="EmailAddress" minOccurs="0"/>
                  </xs:sequence>
                </xs:complexType>
              </xs:element>
              <xs:element name="Action" minOccurs="0">
                <xs:complexType>
                  <xs:all>
                    <xs:element name="Redirect" type="xs:string" minOccurs="0"/>
                    <xs:element name="Settings" minOccurs="0">
                      <xs:complexType>
                        <xs:sequence>
                          <xs:element name="Server" maxOccurs="unbounded">
                            <xs:complexType>
                              <xs:sequence>
                                <xs:element name="Type" type="xs:string"
minOccurs="0"/>
                                <xs:element name="Url" type="xs:string"
minOccurs="0"/>
                                <xs:element name="Name" type="xs:string"
minOccurs="0"/>
                                <xs:element name="ServerData"
type="xs:string" minOccurs="0"/>
                              </xs:sequence>
                            </xs:complexType>
                          </xs:element>
                        </xs:sequence>
                      </xs:complexType>
                    </xs:all>
                  </xs:element>
                </xs:complexType>
              </xs:element>
              <xs:element name="Error" minOccurs="0">
                <xs:complexType>
                  <xs:all>
```


2.2.1.1.2.1 Action

Parent elements	Child elements	Data type	Number allowed
<Response> (response only)	<Redirect> (response only) <Settings> (response only) <Error> (response only)	Container	0...1 (optional)

Parent elements	Child elements	Data type	Number allowed
<Response>	None	String	0...1 (optional)

25 / 373

2.2.1.1.2.3 DebugData

The <DebugData> element represents more information about the failure that can help the system administrator debug the source of the problem.

Parent elements	Child elements	Data type	Number allowed
<Error> (response only)	None	String	0...1 (optional)

This element is not intended for use by developers debugging their own data.

2.2.1.1.2.4 DisplayName

The <DisplayName> element contains the user's display name in the directory service.

Parent elements	Child elements	Data type	Number allowed
<User> (response only)	None	String	0...1 (optional)

The client can choose to display or store this value on the device.

2.2.1.1.2.5 EMailAddress

The <EMailAddress> element contains the SMTP e-mail address of the user and is used to identify the user's mailbox in the network.

Parent elements	Child elements	Data type	Number allowed
<Request> (request only) <User> (response only)	None	String	1...1 (required)

If the user has multiple addresses, then the primary e-mail address is returned in the **Autodiscover** command response. The primary e-mail address is the address that appears on the From line when a user sends an e-mail message. This address can be the same as the e-mail address that was sent in the request. The client device SHOULD record the address returned by the **Autodiscover** command response and SHOULD use this string for all additional communication.

2.2.1.1.2.6 Error

The <Error> element contains the error that was encountered while processing the request.

Parent elements	Child elements	Data type	Number allowed
<Action> (response only) <Response> (response only)	<Status> (response only) <Message> (response only) <DebugData> (response only) <ErrorCode> (response only)	Container	0...1 (optional)

2.2.1.1.2.7 Message

The <Message> element contains the error string localized using the <Culture> specified in the <Response> element, enabling the client to display error status to the end-user.

Parent elements	Child elements	Data type	Number allowed
<Error> (response only)	None	String	0...1 (optional)

2.2.1.1.2.8 Name

The <Name> element specifies a URL if the **Type** element is set to *MobileSync*.

Parent elements	Child elements	Data type	Number allowed
<Server> (response only)	None	String	0...1 (optional)

If the <Type> element value is *MobileSync*, then the <Name> element specifies the URL that conveys the protocol. If the <Type> element value is *CertEnroll*, then the <Name> value is NULL.

2.2.1.1.2.9 Redirect

The <Redirect> element specifies the SMTP address of the requested user.

Parent elements	Child elements	Data type	Number allowed
<Action> (response only)	None	String	0...1 (optional)

The <Redirect> element is an optional child of the <Action> element in the **Autodiscover** response message. The client device uses the **domain** part of the address to send a new **Autodiscover** command request.

2.2.1.1.2.10 Response

The <Response> element contains the **Autodiscover** command response parameters.

Parent elements	Child elements	Data type	Number allowed
<Autodiscover> (response only)	<User> (response only) <Culture> (response only) <Action> (response only) <Error> (response only)	Container	1...1 (required)

If an error occurs in the **Autodiscover** command framework that hosts the Autodiscovery implementation, then the <Response> element MUST have an <Error> child node.

2.2.1.1.2.11 Server

The <Server> element encapsulates settings that apply to a particular server in the **Autodiscover** command response.

Parent elements	Child elements	Data type	Number allowed
<Settings> (response only)	<Type> (response only) <URL> (response only) <Name> (response only) <ServerData> (response only)	Container	1...N (required)

2.2.1.1.2.12 ServerData

The <ServerData> element contains the template name for the client certificate.

Parent elements	Child elements	Data type	Number allowed
<Server> (response only)	None	String	0...1 (optional)

The <ServerData> element is a string that is present only when the <Type> element value is set to **CertEnroll**.

2.2.1.1.2.13 Settings

The <Settings> element contains the settings for the specified user or schema.

Parent elements	Child elements	Data type	Number allowed
<Action> (response only)	Settings that are specific to the requested service	Container	0...1 (optional)

2.2.1.1.2.14 Status

The <Status> element provides a status code that corresponds to the error.

Parent elements	Child elements	Data type	Number allowed
<Error> (response only)	None	Integer	0...1 (optional)

The following table specifies valid values for the <Status> element in the context of the <Settings> element.

Value	Meaning
1	Success. Because the <Status> element is only returned when the command encounters an error, the success status code is never included in a response message.
2	Protocol error

For <Status> values common to all ActiveSync commands, see section [2.2.2](#).

The client device can implement custom recovery logic pertaining to the status code. If an unknown status code is returned to the client, the client SHOULD have logic in place to handle the error by sending an error message to the user, resending the command with new settings, or custom logic.

2.2.1.1.2.15 Type

The <Type> element specifies the server type.

Parent elements	Child elements	Data type	Number allowed
<Server> (response only)	None	String	0...1 (optional)

The following are the valid values for the <Type> element:

- *MobileSync*. Indicates that the URL that is returned by the URL element can be accessed by clients.
- *CertEnroll*. Indicates that the URL that is returned by the URL element can be accessed by clients that have a valid certificate over a **Secure Sockets Layer (SSL)**.

If the server supports both *MobileSync* and **CertEnroll**, the response buffer includes multiple <Server> elements that contain a URL value for each <Type> value.

2.2.1.1.2.16 Url

The <URL> element contains a URL string that conveys the protocol, port, resource location, and other information.

Parent elements	Child elements	Data type	Number allowed
<Server> (response only)	None	String	0...1 (optional)

The URL element is a child of the <Server> element. The value is a URL string that conveys the protocol, port, resource location, and other information.

2.2.1.1.2.17 User

The <User> element encapsulates information about the user to whom this response element relates.

Parent elements	Child elements	Data type	Number allowed
<Response> (response only)	<DisplayName> (response only) <EmailAddress> (response only)	Container	1...1 (required)

2.2.1.1.2.18 ErrorCode

The <ErrorCode> element contains an error number that indicates the cause of the error.

Parent elements	Child elements	Data type	Number allowed
<Error> (response only)	None	Integer	0...1 (optional)

If the provider cannot be found, or if the <AcceptableResponseSchema> cannot be matched, then the <ErrorCode> is included in the command response. A value of 600 means an invalid request was sent to the server, a value of 601 means that a provider could not be found to handle the <AcceptableResponseSchema> that was specified.

2.2.1.2 FolderCreate

The **FolderCreate** command creates a new folder as a child of the specified parent folder. A parent ID of 0 signifies the mailbox **root folder**.

The **FolderCreate** command cannot be used to create a **recipient information cache** or a subfolder of a recipient information cache.

2.2.1.2.1 Request

The server that is implementing [MS-ASCMD] enforces the following **XML schema definition (XSD)** when processing protocol requests.

Requests that do not adhere to the schema result in the return of a status 10 to the client.

```
<?xml version="1.0" encoding="utf-8"?>
<xs:schema xmlns:tns="FolderHierarchy:" attributeFormDefault="unqualified"
  elementFormDefault="qualified" targetNamespace="FolderHierarchy:"
  xmlns:xs="http://www.w3.org/2001/XMLSchema">
  <xs:element name="FolderCreate">
    <xs:complexType>
      <xs:sequence>
        <xs:element name="SyncKey">
          <xs:simpleType>
            <xs:restriction base="xs:string">
              <xs:maxLength value="64"/>
              <xs:minLength value="1"/>
            </xs:restriction>
          </xs:simpleType>
        </xs:element>
        <xs:element name="ParentId">
          <xs:simpleType>
            <xs:restriction base="xs:string">
              <xs:maxLength value="64"/>
              <xs:minLength value="1"/>
            </xs:restriction>
          </xs:simpleType>
        </xs:element>
        <xs:element name="DisplayName">
          <xs:simpleType>
            <xs:restriction base="xs:string">
              <xs:maxLength value="256"/>
              <xs:minLength value="1"/>
            </xs:restriction>
          </xs:simpleType>
        </xs:element>
        <xs:element name="Type" type="xs:unsignedByte" />
      </xs:sequence>
    </xs:complexType>
  </xs:element>
</xs:schema>
```

2.2.1.2.1.1 FolderCreate

The <FolderCreate> element is the top-level element in the XML document. It identifies the body of the HTTP **POST** as containing a **FolderCreate** command.

Parent elements	Child elements	Data type	Number allowed
None	<SyncKey> <ParentId> (request only) <DisplayName> (request only) <Type> (request only) <ServerId> (response only)	Container	1 (required)

Parent elements	Child elements	Data type	Number allowed
	<Status> (response only)		

2.2.1.2.1.2 SyncKey

The <SyncKey> element specified in the **FolderCreate** command request represents the synchronization state of a **collection**. After a successful **FolderCreate** command, the server sends a synchronization key to the client in a response. The client MUST store this key and send it back to the server the next time the folder hierarchy is synchronized or updated. The server checks the value of the key to make sure the value of the <SyncKey> provided in the request matches a <SyncKey> value on the server. The server MUST provide a <Status> value of 9 if the <SyncKey> values do not match.

Parent elements	Child elements	Data type	Number allowed
<FolderCreate>	None	String (Up to 64 characters)	Request: 1 (required) Response: 0...1 (optional)

The client MUST store the synchronization key as an opaque string of up to 64 characters.

The <SyncKey> element is returned if the **FolderCreate** command request was successful and the element is not returned if the **FolderCreate** command request fails.

2.2.1.2.1.3 ParentId

The <ParentId> element specifies the server ID of the parent folder and is used in **FolderCreate** command requests only. The server ID of the parent folder is obtained from the <ServerId> element of a previous **FolderSync** command. A parent ID of 0 signifies the mailbox root folder.

Parent elements	Child elements	Data type	Number allowed
<FolderCreate> (request only)	None	String (Up to 64 characters)	1 (required)

2.2.1.2.1.4 DisplayName

The <DisplayName> element specifies the name of the folder that is shown to the user.

Parent elements	Child elements	Data type	Number allowed
<FolderCreate> (request only)	None	String (Between 1 and 256 characters)	1 (required)

2.2.1.2.1.5 Type

The <Type> element specifies the type of the folder to be created.

Parent elements	Child elements	Data type	Number allowed
<FolderCreate> (request only)	None	Unsigned byte	1 (required)

The folder type values are listed in the following table. Folder types 2–11 and 19 are reserved for default folder types.

Type	Definition
1	User-created folder (generic)
12	User-created mail folder
13	User-created Calendar folder
14	User-created Contacts folder
15	User-created Tasks folder
16	User-created Journal folder
17	User-created Notes folder

2.2.1.2.2 Response

The following code shows the XSD for the **FolderCreate** command response.

```
<?xml version="1.0" encoding="utf-8"?>
<xs:schema xmlns:tns="FolderHierarchy:" attributeFormDefault="unqualified"
  elementFormDefault="qualified" targetNamespace="FolderHierarchy:"
  xmlns:xs="http://www.w3.org/2001/XMLSchema">
  <xs:element name="FolderCreate">
    <xs:complexType>
      <xs:sequence>
        <xs:element name="Status" type="xs:unsignedByte" />
        <xs:element name="SyncKey" minOccurs="0" maxOccurs="1">
          <xs:simpleType>
            <xs:restriction base="xs:string">
              <xs:maxLength value="64"/>
              <xs:minLength value="1"/>
            </xs:restriction>
          </xs:simpleType>
        </xs:element>
        <xs:element name="ServerId" minOccurs="0" maxOccurs="1">
          <xs:simpleType>
            <xs:restriction base="xs:string">
              <xs:maxLength value="64"/>
              <xs:minLength value="1"/>
            </xs:restriction>
          </xs:simpleType>
        </xs:element>
      </xs:sequence>
    </xs:complexType>
  </xs:element>
</xs:schema>
```

2.2.1.2.2.1 FolderCreate

The <FolderCreate> element is the top-level element in the XML document. It identifies the body of the HTTP **POST** response as containing a **FolderCreate** command.

Parent elements	Child elements	Data type	Number allowed
None	<SyncKey> <ParentId> (request only) <DisplayName> (request only) <Type> (request only) <ServerId> (response only) <Status> (response only)	Container	1 (required)

2.2.1.2.2.2 ServerId

The <ServerId> element uniquely identifies a new folder on a server. The <ServerId> of the new folder is returned to the client after a successful **FolderCreate** command request. The <ServerId> can also be used in the <ServerId> element of future **FolderDelete** and **FolderUpdate** command requests. The client **MUST** store the <ServerId> for each folder and **MUST** be able to locate a folder on the client given a <ServerId>.

Parent elements	Child elements	Data type	Number allowed
<FolderCreate> (response only)	None	String (Up to 64 characters)	0...1 (optional)

The <ServerId> element **MUST** be returned if the **FolderCreate** command request was successful and the element **MUST NOT** be returned if the **FolderCreate** command request fails.

2.2.1.2.2.3 Status

The <Status> element indicates in the **FolderCreate** command response the success or failure of a **FolderCreate** command request. If the command failed, the <Status> element contains a code indicating the type of failure. The values are summarized in the following table.

Parent elements	Child elements	Data type	Number allowed
<FolderCreate> (response only)	None	Unsigned byte	1 (required)

The following table lists the <Status> codes for the **FolderCreate** command. For information about the scope of the <Status> value and for <Status> values common to all ActiveSync commands, see section [2.2.2](#).

Value	Meaning	Cause	Scope	Resolution
1	Success.	Server successfully completed command.	Global	None.
2	A folder that has this name already exists.	The parent folder already contains a folder that has this name.	Item	Prompt user to supply a unique name.
3	The specified folder is a special system folder.	The specified folder is a special system folder, like the Inbox , Outbox , Contacts, Recipient information, or Drafts folders , and cannot be created by the client.	Item	Create a folder with a different type.

Value	Meaning	Cause	Scope	Resolution
5	The specified parent folder was not found.	The parent folder does not exist on the server, possibly because it has been deleted or renamed.	Item	Issue a FolderSync command for the new hierarchy and prompt the user for a new parent folder.
6	An error occurred on the server.	Server misconfiguration, temporary system issue, or bad item. This is frequently a transient condition.	Global	Retry the FolderSync command. If continued attempts to synchronization fail, consider returning to synchronization key zero (0).
8	The request timed out.	The server took too long to respond to the request.	Global	Retry.
9	Synchronization key mismatch or invalid synchronization key.	The client sent a malformed or mismatched synchronization key, or the synchronization state is corrupted on the server.	Global	Delete folders added since last synchronization and return to synchronization key to zero (0).
10	Malformed request.	The client sent a FolderCreate command that contains a semantic error.	Global	Fix bug in client code. Double-check the request for accuracy.
11	An unknown error occurred.	Unknown.	Global.	No solution.
12	Code unknown.	Unusual back-end issue.	Global	No solution.

2.2.1.2.2.4 SyncKey

The <SyncKey> element specified in the **FolderCreate** command response represents the synchronization state of a collection.

Parent elements	Child elements	Data type	Number allowed
<FolderCreate>	None	String (Up to 64 characters)	Request: 1 (required) Response: 0...1 (optional)

After a successful **FolderCreate** command, the server MUST send a synchronization key to the client in a response. If the **FolderCreate** command is not successful, the server MUST NOT return a <SyncKey> element.

The client MUST store this key and send it back to the server the next time the folder hierarchy is synchronized or updated. The server MUST check the value of the key to make sure the value of the <SyncKey> provided in the request matches a <SyncKey> value on the server. The server MUST provide a Status value of 9 if the <SyncKey> values do not match.

The client MUST store the synchronization key as an opaque string of up to 64 characters.

2.2.1.3 FolderDelete

The **FolderDelete** command deletes a folder from the server. The **ServerId** of the folder is passed to the server in the **FolderDelete** command request, which deletes the collection with the matching identifier. The server then sends a response indicating the status of the deletion.

The **FolderDelete** command cannot be used to delete a recipient information cache. Attempting to delete a recipient information cache using this command results in a <Status> value of 3.

2.2.1.3.1 Request

The following code shows the XSD for the **FolderDelete** command request.

```
<?xml version="1.0" encoding="utf-8"?>
<xs:schema
  xmlns:tns="FolderHierarchy:"
  attributeFormDefault="unqualified"
  elementFormDefault="qualified"
  targetNamespace="FolderHierarchy:"
  xmlns:xs="http://www.w3.org/2001/XMLSchema">

  <xs:element name="FolderDelete">
    <xs:complexType>
      <xs:sequence>
        <xs:element name="SyncKey">
          <xs:simpleType>
            <xs:restriction base="xs:string">
              <xs:maxLength value="64"/>
            </xs:restriction>
          </xs:simpleType>
        </xs:element>
        <xs:element name="ServerId">
          <xs:simpleType>
            <xs:restriction base="xs:string">
              <xs:maxLength value="64"/>
            </xs:restriction>
          </xs:simpleType>
        </xs:element>
      </xs:sequence>
    </xs:complexType>
  </xs:element>
</xs:schema>
```

2.2.1.3.1.1 FolderDelete

The <FolderDelete> element is the top-level element in the XML document. It identifies the body of the HTTP **POST** as containing a **FolderDelete** command.

Parent elements	Child elements	Data type	Number allowed
None	<SyncKey> <ServerId> (request only) <Status> (response only)	Container	1 (required)

2.2.1.3.1.2 SyncKey

The <SyncKey> element represents the synchronization state of a folder hierarchy.

Parent elements	Child elements	Data type	Number allowed
<FolderDelete>	None	String (Up to 64 characters)	Request: 1 (required) Response: 0...1 (optional)

After a successful **FolderDelete** command request, the server MUST send a synchronization key to the client in the response. If the **FolderDelete** command request is unsuccessful, the server MUST NOT return a <SyncKey> element.

The client MUST store this key and send it back to the server the next time the folder hierarchy is synchronized or updated. The server MUST check the value of the key to make sure the value of the <SyncKey> provided in the request matches a <SyncKey> value on the server. The server MUST provide a <Status> value of 9 if the <SyncKey> values do not match.

The client MUST store the synchronization key as an opaque string of up to 64 characters.

2.2.1.3.1.3 ServerId

The <ServerId> element specifies the folder on the server to be deleted, and it is a unique identifier assigned by the server to each folder that can be synchronized.

Parent elements	Child elements	Data type	Number allowed
<FolderDelete> (request only)	None	String (Up to 64 characters)	1 (required)

The server ID of the folder to be deleted is returned to the client in the <ServerId> element of a previous **FolderSync** or **FolderCreate** command. The client MUST store the server ID for each folder and MUST be able to locate a folder given a server ID.

The client MUST store the synchronization key as an opaque string of up to 64 characters.

2.2.1.3.2 Response

The following code shows the XSD for the **FolderDelete** command response.

```
<?xml version="1.0" encoding="utf-8"?>
<xs:schema xmlns:tns="FolderHierarchy" attributeFormDefault="unqualified"
  elementFormDefault="qualified" targetNamespace="FolderHierarchy:"
  xmlns:xs="http://www.w3.org/2001/XMLSchema">
  <xs:element name="FolderDelete">
    <xs:complexType>
      <xs:sequence>
        <xs:element name="Status" type="xs:unsignedByte" />
        <xs:element minOccurs="0" maxOccurs="1" name="SyncKey">
          <xs:simpleType>
            <xs:restriction base="xs:string">
              <xs:maxLength value="64"/>
              <xs:minLength value="1"/>
            </xs:restriction>
          </xs:simpleType>
        </xs:element>
      </xs:sequence>
    </xs:complexType>
  </xs:element>
</xs:schema>
```

```

    </xs:complexType>
  </xs:element>
</xs:schema>

```

2.2.1.3.2.1 FolderDelete

The <FolderDelete> element is the top-level element in the XML document. It identifies the body of the HTTP **POST** response as containing a **FolderDelete** command.

Parent elements	Child elements	Data type	Number allowed
None	<SyncKey> <ServerId> (request only) <Status> (response only)	Container	1 (required)

2.2.1.3.2.2 SyncKey

The <SyncKey> element is used by the server to mark the synchronization state of a folder hierarchy.

Parent elements	Child elements	Data type	Number allowed
<FolderDelete>	None	String (Up to 64 characters)	Request: 1 (required) Response: 0...1

After a successful **FolderDelete** command, the server **MUST** send a synchronization key to the client in a response. If the **FolderDelete** command is not successful, the server **MUST NOT** return a <SyncKey> element.

The client **MUST** store this key and send it back to the server the next time the folder hierarchy is synchronized or updated. The server **MUST** check the value of the key to make sure the value of the <SyncKey> provided in the request matches a <SyncKey> value on the server. The server **MUST** provide a <Status> value of 9 if the <SyncKey> values do not match.

2.2.1.3.2.3 Status

The <Status> element indicates the success or failure of the **FolderDelete** command request. If the command failed, the <Status> element in the server response contains a code indicating the type of failure.

Parent elements	Child elements	Data type	Number allowed
<FolderDelete> (response)	None	Unsigned byte	1 (required)

The following table lists the <Status> codes for the **FolderDelete** command. For information about the scope of the <Status> value and for <Status> values common to all ActiveSync commands, see section [2.2.2](#).

Value	Meaning	Cause	Scope	Resolution
1	Success.	Server successfully completed command.	Global	None.

Value	Meaning	Cause	Scope	Resolution
3	The specified folder is a special system folder, such as the Inbox, Outbox, Contacts, Recipient information, or Drafts folders, and cannot be deleted by the client.	The client specified a special folder in a FolderDelete command request. special folders cannot be deleted.	Item	None.
4	The specified folder does not exist.	The client specified a nonexistent folder in a FolderDelete command request.	Item	Issue a FolderSync command for the new hierarchy.
6	An error occurred on the server.	Server misconfiguration, temporary system issue, or bad item. This is frequently a transient condition.	Global	Retry the FolderDelete command. If continued attempts to synchronization fail, consider returning to synchronization key zero (0).
8	The request timed out.	The server took too long to respond to the request.	Global	Retry.
9	Synchronization key mismatch or invalid synchronization key.	The client sent a malformed or mismatched synchronization key, or the synchronization state is corrupted on the server.	Global	Issue a FolderSync command request with a synchronization key of zero (0).
10	Incorrectly formatted request.	The client sent a FolderCreate command request that contains a semantic or syntactic error.	Global	Fix bug in client code. Double-check the request for accuracy.
11	An unknown error occurred.	Unusual back-end issue.	Global	No solution.

2.2.1.4 FolderSync

The **FolderSync** command synchronizes the collection hierarchy but does not synchronize the items in the collections themselves.

This command works similarly to the **Sync** command. An initial **FolderSync** command with a synchronization key of 0 (value of 0 in <SyncKey> element) is required in order to obtain the list of folders and the synchronization key associated with that list. The synchronization key **MUST** be returned in the <SyncKey> element of the response. This synchronization key **MUST** be used in subsequent **FolderSync** commands to obtain folder hierarchy changes.

Unlike a **Sync** request, there is no <GetChanges> element submitted in the **FolderSync** request to get changes from the server. All folders **MUST** be returned to the client when initial folder synchronization is done with a synchronization key of 0.

2.2.1.4.1 Request

The following code shows the XSD for the **FolderSync** command request.

```
<?xml version="1.0" encoding="utf-8"?>
<xs:schema
  xmlns:tns="FolderHierarchy:"
  attributeFormDefault="unqualified"
  elementFormDefault="qualified"
  targetNamespace="FolderHierarchy:"
  xmlns:xs="http://www.w3.org/2001/XMLSchema">

  <xs:element name="FolderSync">
    <xs:complexType>
      <xs:sequence>
        <xs:element name="SyncKey">
          <xs:simpleType>
            <xs:restriction base="xs:string">
              <xs:maxLength value="64"/>
            </xs:restriction>
          </xs:simpleType>
        </xs:element>
      </xs:sequence>
    </xs:complexType>
  </xs:element>
</xs:schema>
```

2.2.1.4.1.1 FolderSync

The <FolderSync> element is the top-level element in the XML **stream**. It indicates that the body of the HTTP POST contains a **FolderSync** command.

Parent elements	Child elements	Data type	Number allowed
None	<SyncKey> <Status> (response only) <Changes> (response only)	Container	1 (required)

2.2.1.4.1.2 SyncKey

The <SyncKey> element is used by the server to track the current state of the client.

Parent elements	Child elements	Data type	Number allowed
<FolderSync>	None	String (Up to 64 characters)	1 (required)

After successful folder synchronization, the server **MUST** send a synchronization key to the client. The client **MUST** store this key and send the key back to the server the next time the folder hierarchy is synchronized or updated. The server **MUST** check the value of the key to make sure the value of the <SyncKey> provided in the request matches a <SyncKey> value on the server. The server **MUST** provide a <Status> value of 9 if the <SyncKey> values do not match.

The client **MUST** store the synchronization key as an opaque string of up to 64 characters.

If a synchronization error occurs, and the **FolderSync** response contains status code 9 (see section [2.2.1.4.2.2](#)), then the client MUST restart the synchronization process with a synchronization key of 0. The client's folder hierarchy list MUST be rebuilt and any changes that existed on the client that had not been propagated to the server prior to the error SHOULD be sent after the **FolderSync** is complete.

2.2.1.4.2 Response

The following code shows the XSD for the **FolderSync** command response.

```
<?xml version="1.0" ?>
<xs:schema xmlns:tns="FolderHierarchy:" attributeFormDefault="unqualified"
elementFormDefault="qualified"
targetNamespace="FolderHierarchy:" xmlns:xs="http://www.w3.org/2001/XMLSchema">
  <xs:element name="FolderSync">
    <xs:complexType>
      <xs:sequence>
        <xs:element minOccurs="1" maxOccurs="1" name="Status"
type="xs:unsignedByte" />
        <xs:element minOccurs="0" maxOccurs="1" name="SyncKey" >
          <xs:simpleType>
            <xs:restriction base="xs:string">
              <xs:maxLength value="64"/>
              <xs:minLength value="1"/>
            </xs:restriction>
          </xs:simpleType>
        </xs:element>
        <xs:element minOccurs="0" maxOccurs="1" name="Changes">
          <xs:complexType>
            <xs:sequence>
              <xs:element name="Count" minOccurs="0" maxOccurs="1"
type="xs:unsignedInt" />
              <xs:element minOccurs="0" maxOccurs="unbounded"
name="Update">
                <xs:complexType>
                  <xs:sequence>
                    <xs:element minOccurs="1" maxOccurs="1"
name="ServerId" >
                      <xs:simpleType>
                        <xs:restriction base="xs:string">
                          <xs:maxLength value="64"/>
                          <xs:minLength value="1"/>
                        </xs:restriction>
                      </xs:simpleType>
                    </xs:element>
                    <xs:element minOccurs="1" maxOccurs="1"
name="ParentId" >
                      <xs:simpleType>
                        <xs:restriction base="xs:string">
                          <xs:maxLength value="64"/>
                          <xs:minLength value="1"/>
                        </xs:restriction>
                      </xs:simpleType>
                    </xs:element>
                    <xs:element minOccurs="1" maxOccurs="1"
name="DisplayName" type="xs:string" />
                    <xs:element minOccurs="1" maxOccurs="1"
name="Type" type="xs:integer" />
                  </xs:sequence>
                </xs:complexType>
              </xs:element>
            </xs:sequence>
          </xs:complexType>
        </xs:element>
      </xs:sequence>
    </xs:complexType>
  </xs:element>
</xs:schema>
```



```

        </xs:complexType>
      </xs:element>
      <xs:element minOccurs="0" maxOccurs="unbounded"
name="Delete">
        <xs:complexType>
          <xs:sequence>
            <xs:element minOccurs="1" maxOccurs="1"
name="ServerId" >
              <xs:simpleType>
                <xs:restriction base="xs:string">
                  <xs:maxLength value="64"/>
                  <xs:minLength value="1"/>
                </xs:restriction>
              </xs:simpleType>
            </xs:element>
          </xs:sequence>
        </xs:complexType>
      </xs:element>
      <xs:element minOccurs="0" maxOccurs="unbounded"
name="Add">
        <xs:complexType>
          <xs:sequence>
            <xs:element minOccurs="1" maxOccurs="1"
name="ServerId" >
              <xs:simpleType>
                <xs:restriction base="xs:string">
                  <xs:maxLength value="64"/>
                  <xs:minLength value="1"/>
                </xs:restriction>
              </xs:simpleType>
            </xs:element>
            <xs:element minOccurs="1" maxOccurs="1"
name="ParentId" >
              <xs:simpleType>
                <xs:restriction base="xs:string">
                  <xs:maxLength value="64"/>
                  <xs:minLength value="1"/>
                </xs:restriction>
              </xs:simpleType>
            </xs:element>
            <xs:element minOccurs="1" maxOccurs="1"
name="DisplayName" type="xs:string" />
            <xs:element minOccurs="1" maxOccurs="1"
name="Type" type="xs:integer" />
          </xs:sequence>
        </xs:complexType>
      </xs:element>
    </xs:sequence>
  </xs:complexType>
</xs:element>
</xs:schema>

```

2.2.1.4.2.1 FolderSync

The <FolderSync> element is the top-level element in the XML stream. It indicates that the body of the HTTP **POST** response contains a **FolderSync** command.

Parent elements	Child elements	Data type	Number allowed
None	<SyncKey> <Status>(response only) <Changes> (response only)	Container	1 (required)

2.2.1.4.2.2 Status

The <Status> element indicates the success or failure of a **FolderSync** command request.

Parent elements	Child elements	Data type	Number allowed
<FolderSync> (response only)	None	Unsigned byte (See values in the following table)	1 (required)

If the command fails, the <Status> element contains a code that indicates the type of failure. The <Status> element is global for all collections. If one collection fails, a failure status **MUST** be returned for all collections.

The following table lists the <Status> codes for the **FolderSync** command. For information about the scope of the <Status> value and for <Status> values common to all ActiveSync commands, see section [2.2.2](#).

Value	Meaning	Cause	Scope	Resolution
1	Success	Server successfully completed command.	Global	None.
6	An error occurred on the server.	Server misconfiguration, temporary system issue, or bad item. This is frequently a transient condition.	Global	Retry the FolderSync command. If continued attempts to synchronization fail, consider returning to synchronization key zero (0).
8	The request timed out.	The server took too long to respond to the request.	Global	Retry.
9	Synchronization key mismatch or invalid synchronization key.	The client sent a malformed or mismatched synchronization key, or the synchronization state is corrupted on the server.	Global	Delete items added since last synchronization and return to synchronization key zero (0).
10	Incorrectly formatted request.	The client sent a FolderSync command request that contains a semantic or syntactic error.	Global	Fix bug in client code. Double-check the request for accuracy.
11	An unknown error occurred.	Server misconfiguration, temporary system issue, or	Global	Retry the FolderSync command request. If

Value	Meaning	Cause	Scope	Resolution
		bad item. This is frequently a transient condition.		continued attempts to synchronization fail, consider returning to synchronization key zero (0).
12	Code unknown.	Unusual back-end issue.	Global	No solution.

2.2.1.4.2.3 SyncKey

The <SyncKey> element is used by the server to track the current state of the client.

Parent elements	Child elements	Data type	Number allowed
<FolderSync>	None	String (Up to 64 characters)	0...1 (optional)

After a successful folder synchronization, the server **MUST** send a synchronization key to the client. The client **MUST** store this key and send the key back to the server the next time the folder hierarchy is synchronized or updated. The server **MUST** check the value of the key to make sure the value of the <SyncKey> provided in the request matches a <SyncKey> value on the server. The server **MUST** provide a <Status> value of 9 if the <SyncKey> values do not match.

The client **MUST** store the synchronization key as an opaque string of up to 64 characters.

If a synchronization error occurs, where the **FolderSync** response contains status code 9 (see section [2.2.1.4.2.2](#)), the client **MUST** restart the synchronization process with a synchronization key of 0. The client's folder hierarchy list **MUST** be rebuilt and any changes that existed on the client that had not been propagated to the server prior to the error **SHOULD** be sent after the **FolderSync** is complete.

2.2.1.4.2.4 Changes

The <Changes> element is a container for changes to the folder hierarchy. It is used in the **FolderSync** command response to update the client with folder additions, deletions, and updates on the server.

The server **SHOULD** maintain the same set of folder data being returned across synchronization key 0, in terms of <ServerId> and <DisplayName> mapping. While the server **SHOULD** maintain this mapping, clients **MUST** be able to handle having the server return a completely different set of mapped data.

Parent elements	Child elements	Data type	Number allowed
<FolderSync> (response only)	<Count> (response only) <Add> (response only) <Delete> (response only) <Update> (response only)	Container	0...1 (optional)

2.2.1.4.2.5 Count

The <Count> element is used in the **FolderSync** command response to list the number of added, deleted, and updated folders on the server since the last folder synchronization. These changes are

listed in the <Changes> element. If there are no changes since the last folder synchronization, a <Count> of 0 is returned.

Parent elements	Child elements	Data type	Number allowed
<Changes> (response only)	None	Unsigned Integer	0...1 (optional)

2.2.1.4.2.6 Delete

The <Delete> element is used in the **FolderSync** command response to specify that a folder on the server was deleted since the last folder synchronization.

Parent elements	Child elements	Data type	Number allowed
<Changes> (response only)	<ServerId> (response only)	Container	0...N (optional)

2.2.1.4.2.7 Add

The <Add> element is used in a **FolderSync** command response to create a new folder on the client. Child elements of the <Add> element specify the server ID of the folder, the server ID of the parent folder, the display name of the folder, and the type of folder.

Parent elements	Child elements	Data type	Number allowed
<Changes> (response only)	<ServerId> (response only) <ParentId> (response only) <DisplayName> (response only) <Type> (response only)	Container	0...N (optional)

2.2.1.4.2.8 ServerId

The <ServerId> element specifies the server-unique identifier for a folder on the server.

Parent elements	Child elements	Data type	Number allowed
<Add> (response only) <Delete> (response only) <Update> (response only)	None	String (Up to 64 characters)	1 (required, as a child of <Add>, <Delete>, and <Update>)

The <ServerId> element is used to identify folders that have been added, deleted, or updated on the server in the **FolderSync** command response.

The client **MUST** store the server ID as an opaque string of up to 64 characters.

Each <Add>, <Delete> or <Update> element included in a **FolderSync** response **MUST** contain one <ServerId> element.

2.2.1.4.2.9 ParentId

The <ParentId> element specifies the server ID of the parent of the folder on the server that has been added or updated.

Parent elements	Child elements	Data type	Number allowed
<Add> (response only) <Update> (response only)	None	String (Up to 64 characters)	1 (required, as a child of <Add> and <Update>)

The client **MUST** store the parent ID as an opaque string of up to 64 characters.

Each <Add> or <Update> element included in a **FolderSync** response **MUST** contain one <ParentId> element.

2.2.1.4.2.10 DisplayName

The <DisplayName> element specifies the name of the folder that is shown to the user.

Parent elements	Child elements	Data type	Number allowed
<Add> (response only) <Update> (response only)	None	String	1 (required, as a child of <Add> and <Update>)

One <DisplayName> element is used in each <Add> and <Update> element included in a **FolderSync** response when a folder has been added or updated on the server. Subfolder display names **MUST** be unique within a folder.

2.2.1.4.2.11 Type

The <Type> element specifies the type of the folder that was added or updated (renamed or moved) on the server.

Parent elements	Child elements	Data type	Number allowed
<Add> (response only) <Update> (response only)	None	Integer	1 (required, as a child of <Add> and <Update>)

Each <Add> or <Update> element included in a **FolderSync** response **MUST** contain one <Type> element.

The folder type values are listed in the following table.

Value	Meaning
1	User-created folder (generic)

Value	Meaning
2	Default Inbox folder
3	Default Drafts folder
4	Default Deleted Items folder
5	Default Sent Items folder
6	Default Outbox folder
7	Default Tasks folder
8	Default Calendar folder
9	Default Contacts folder
10	Default Notes folder
11	Default Journal folder
12	User-created Mail folder
13	User-created Calendar folder
14	User-created Contacts folder
15	User-created Tasks folder
16	User-created journal folder
17	User-created Notes folder
18	Unknown folder type
19	Recipient information cache

2.2.1.4.2.12 Update

The <Update> element is used in a **FolderSync** command response to identify a folder on the server that has been updated (renamed or moved).

Parent elements	Child elements	Data type	Number allowed
<Changes> (response only)	<ServerId> (response only) <ParentId> (response only) <DisplayName> (response only) <Type> (response only)	Container	0...N (optional)

The child elements of the <Update> element identify the server ID of the folder that was updated, the server ID of its parent folder, the new display name of the updated folder, and the folder type.

2.2.1.5 FolderUpdate

The **FolderUpdate** command moves a folder from one location to another on the server. The command is also used to rename a folder.

The **FolderUpdate** command cannot be used to update a recipient information cache, or to move a folder under the recipient information cache. Attempting to update a recipient information cache using this command results in a <Status> value of 3.

2.2.1.5.1 Request

The following code shows the XSD for the **FolderUpdate** command request.

```
<?xml version="1.0" encoding="utf-8"?>
<xs:schema
  xmlns:tns="FolderHierarchy:"
  attributeFormDefault="unqualified"
  elementFormDefault="qualified"
  targetNamespace="FolderHierarchy:"
  xmlns:xs="http://www.w3.org/2001/XMLSchema">

  <xs:element name="FolderUpdate">
    <xs:complexType>
      <xs:sequence>
        <xs:element name="SyncKey">
          <xs:simpleType>
            <xs:restriction base="xs:string">
              <xs:maxLength value="64"/>
            </xs:restriction>
          </xs:simpleType>
        </xs:element>
        <xs:element name="ServerId">
          <xs:simpleType>
            <xs:restriction base="xs:string">
              <xs:maxLength value="64"/>
            </xs:restriction>
          </xs:simpleType>
        </xs:element>
        <xs:element name="ParentId">
          <xs:simpleType>
            <xs:restriction base="xs:string">
              <xs:maxLength value="64"/>
            </xs:restriction>
          </xs:simpleType>
        </xs:element>
        <xs:element name="DisplayName">
          <xs:simpleType>
            <xs:restriction base="xs:string">
              <xs:maxLength value="256"/>
              <xs:minLength value="1"/>
            </xs:restriction>
          </xs:simpleType>
        </xs:element>
      </xs:sequence>
    </xs:complexType>
  </xs:element>
</xs:schema>
```

2.2.1.5.1.1 FolderUpdate

The <FolderUpdate> element is the top-level element in the XML stream. It indicates that the body of the HTTP POST contains a **FolderUpdate** command.

Parent elements	Child elements	Data type	Number allowed
None	<SyncKey> <ServerId> (request only) <ParentId> (request only) <DisplayName> (request only) <Status> (response only)	Container	1 (required)

2.2.1.5.1.2 SyncKey

The <SyncKey> element is used by the server to track the current state of the client.

Parent elements	Child elements	Data type	Number allowed
<FolderUpdate>	None	String (Up to 64 characters)	1 (required)

The server returns a <Status> value of 10 if the <SyncKey> value is not included in the **FolderUpdate** request.

After a successful **FolderUpdate** command, the server MUST send a new synchronization key to the client. If the **FolderUpdate** command was not successful, the server MUST NOT return a <SyncKey> element.

The client MUST store this key and send the key back to the server the next time the folder hierarchy is synchronized or updated. The server MUST check the value of the key to make sure the value of the <SyncKey> provided in the request matches a <SyncKey> value on the server. The server MUST provide a <Status> value of 9 if the <SyncKey> values do not match.

The client MUST store the synchronization key as an opaque string of up to 64 characters.

2.2.1.5.1.3 ServerId

The <ServerId> element identifies the folder on the server to be renamed or moved.

Parent elements	Child elements	Data type	Number allowed
<FolderUpdate> (request only)	None	String (Up to 64 characters)	1 (required)

The server ID is obtained from the <ServerId> element of a previous **FolderSync** or **FolderCreate** command. The <ServerId> specifies a unique identifier assigned by the server to each object that can be synchronized. The client MUST store the <ServerId> for each folder and MUST be able to locate a folder given a <ServerId>.

The client MUST store the <ServerId> as an opaque string of up to 64 characters.

2.2.1.5.1.4 ParentId

The <ParentId> element specifies the server ID of the parent of the folder to be renamed or the destination folder of the folder to be moved.

Parent elements	Child elements	Data type	Number allowed
<FolderUpdate> (request only)	None	String (Up to 64 characters)	1 (required)

The <ParentId> is obtained from the <ServerId> element of a previous **FolderSync** or **FolderCreate** command. The client **MUST** store the <ParentId> as an opaque string of up to 64 characters.

A <ParentId> of 0 signifies the mailbox root folder.

2.2.1.5.1.5 DisplayName

The <DisplayName> element specifies the name of the folder that is shown to the user.

Parent elements	Child elements	Data type	Number allowed
<FolderUpdate> (request only)	None	String (up to 256 characters)	1 (required)

2.2.1.5.2 Response

The following code shows the XSD for the **FolderUpdate** command response.

```
<?xml version="1.0" ?>
<xs:schema xmlns:tns="FolderHierarchy:" attributeFormDefault="unqualified"
  elementFormDefault="qualified"
  targetNamespace="FolderHierarchy:" xmlns:xs="http://www.w3.org/2001/XMLSchema">
  <xs:element name="FolderUpdate">
    <xs:complexType>
      <xs:sequence>
        <xs:element name="Status" type="xs:unsignedByte" />
        <xs:element minOccurs="0" maxOccurs="1" name="SyncKey">
          <xs:simpleType>
            <xs:restriction base="xs:string">
              <xs:maxLength value="64"/>
              <xs:minLength value="1"/>
            </xs:restriction>
          </xs:simpleType>
        </xs:element>
      </xs:sequence>
    </xs:complexType>
  </xs:element>
</xs:schema>
```

2.2.1.5.2.1 FolderUpdate

The **FolderUpdate** element is the top-level element in the XML stream. It indicates that the body of the HTTP **POST** response contains a **FolderUpdate** command.

Parent elements	Child elements	Data type	Number allowed
None	<SyncKey> <ServerId> (request only) <ParentId> (request only) <DisplayName> (request only) <Status> (response only)	Container	1 (required)

2.2.1.5.2.2 Status

The <Status> element indicates the success or failure of a **FolderUpdate** command request.

Parent elements	Child elements	Data type	Number allowed
<FolderUpdate> (response only)	None	Unsigned byte (See values in the following table)	1 (required)

If the command fails, the <Status> element contains a code that indicates the type of failure.

The following table lists the <Status> codes for the **FolderUpdate** command. For information about the scope of the <Status> value and for <Status> values common to all ActiveSync commands, see section [2.2.2](#).

Code	Meaning	Cause	Scope	Resolution
1	Success.	Server successfully completed command.	Global	None.
2	A folder with that name already exists or the specified folder is a special folder.	A folder with that name already exists or the specified folder is a special folder, such as the Inbox, Outbox, Contacts, or Drafts folders. Special folders cannot be updated.	Item	None.
3	The specified folder is Recipient information folder, which cannot be updated by the client.	The client specified the Recipient information folder, which is a special folder. Special folders cannot be updated.	Item	None.
4	The specified folder does not exist.	Client specified a nonexistent folder in a FolderUpdate command request.	Item	Issue a FolderSync command for the new hierarchy.
5	The specified parent folder was not found.	Client specified a nonexistent folder in a FolderUpdate command request.	Item	Issue a FolderSync command for the new hierarchy.
6	An error occurred on the server.	Server misconfiguration, temporary system issue, or bad item. This is frequently a transient condition .	Global	Retry the FolderUpdate command request. If continued attempts to synchronization fail, consider returning to synchronization key 0.
8	The request timed out.	The server took too long to respond to the request.	Global	Retry.
9	Synchronization key mismatch or invalid synchronization key.	The client sent a malformed or mismatched synchronization key, or the synchronization state is corrupted on the server.	Global	Issue a FolderSync command request with a synchronization key of 0.

Code	Meaning	Cause	Scope	Resolution
10	Incorrectly formatted request.	The client sent a FolderCreate command request that contains a semantic error.	Global	Fix bug in client code. Double-check the request for accuracy.
11	An unknown error occurred.	Unusual back-end issue.	Global	No solution.

2.2.1.5.2.3 SyncKey

The <SyncKey> element is used by the server to track the current state of the client.

Parent elements	Child elements	Data type	Number allowed
<FolderUpdate>	None	String (Up to 64 characters)	1 (required)

After a successful **FolderUpdate** command, the server **MUST** send a new synchronization key to the client. If the **FolderUpdate** command was not successful, the server **MUST NOT** return a <SyncKey> element.

The client **MUST** store this key and send the key back to the server the next time the folder hierarchy is synchronized or updated. The server **MUST** check the value of the key to make sure the value of the <SyncKey> provided in the request matches a <SyncKey> value on the server. The server **MUST** provide a <Status> value of 9 if the <SyncKey> values do not match.

The client **MUST** store the synchronization key as an opaque string of up to 64 characters.

2.2.1.6 GetAttachment

The **GetAttachment** command retrieves an e-mail attachment from the server. [<3>](#)

Attachments are not automatically included with e-mail messages in a synchronization; they are explicitly retrieved by using the **GetAttachment** command.

This command is issued within the HTTP **POST** command, and does not require any additional information in an XML body. The name of the attachment to be retrieved is specified in the *AttachmentName* command parameter. The *AttachmentName* parameter **MUST** be base-64 encoded, as specified in [\[MS-ASHTTP\]](#) section 2.2.1.1.1.

The content of the attachment is returned in the response body with the content type being specified in the *Content-Type* header of the response. When the *Content-Type* header is missing, this indicates that the default encoding of 7-bit **ASCII** has been used.

If the **GetAttachment** command is used to retrieve an attachment that has been deleted on the server, a 500 status code is returned in the HTTP **POST** response.

2.2.1.6.1 Request

No XML body is included in the **GetAttachment** command request.

2.2.1.6.2 Response

The content of the attachment is returned in the response body with the content type being specified in the Content-Type header of the response. When the Content-Type header is missing, this indicates that the default encoding of 7-bit ASCII has been used.

No XML body is included in the **GetAttachment** command response.

2.2.1.7 GetItemEstimate

The **GetItemEstimate** command gets an estimate of the number of items in a collection or folder on the server that have to be synchronized.

2.2.1.7.1 Request

The following code defines the XSD for the **GetItemEstimate** command request.

```
<?xml version="1.0" encoding="utf-8"?>
<xs:schema xmlns:tns="GetItemEstimate:"
  xmlns:xs="http://www.w3.org/2001/XMLSchema"
  xmlns:AirSync="AirSync:"
  targetNamespace="GetItemEstimate:"
  elementFormDefault="qualified"
  attributeFormDefault="unqualified">
  <xs:import namespace="AirSync:"/>
  <xs:element name="GetItemEstimate">
    <xs:complexType>
      <xs:sequence>
        <xs:element name="Collections">
          <xs:complexType>
            <xs:sequence>
              <xs:element name="Collection" maxOccurs="300">
                <xs:complexType>
                  <xs:sequence>
                    <xs:element ref="AirSync:SyncKey"/>
                    <xs:element name="CollectionId">
                      <xs:simpleType>
                        <xs:restriction base="xs:string">
                          <xs:maxLength value="64"/>
                        </xs:restriction>
                      </xs:simpleType>
                    </xs:element>
                    <xs:element ref="AirSync:ConversationMode" minOccurs="0"/>
                    <xs:element ref="AirSync:Options" minOccurs="0" maxOccurs="2"/>
                    <xs:sequence>
                      <xs:element ref="AirSync:Class" minOccurs="0"/>
                      <xs:element ref="AirSync:FilterType" minOccurs="0"/>
                      <xs:element ref="AirSync:MaxItems" minOccurs="0"/>
                    </xs:sequence>
                  </xs:sequence>
                </xs:complexType>
              </xs:element>
            </xs:sequence>
          </xs:complexType>
        </xs:element>
      </xs:sequence>
    </xs:complexType>
  </xs:element>
```

</xs:schema>

2.2.1.7.1.1 GetItemEstimate

The required element <GetItemEstimate> is the top-level element in the XML stream. It indicates that the body of the HTTP **POST** contains a **GetItemEstimate** command.

Parent elements	Child elements	Data type	Number allowed
None	<Collections> (request only) <Response> (response only)	Container	1 (required)

2.2.1.7.1.2 Collections

The <Collections> element serves as a container for one to 300 <Collection> elements.

Parent elements	Child elements	Data type	Number allowed
<GetItemEstimate> (request only)	<Collection>	Container	1 (required)

2.2.1.7.1.3 Collection

The <Collection> element wraps elements that apply to a particular collection. A maximum of 300 <Collection> elements can be included in a single <Collections> element.

Parent elements	Child elements	Data type	Number allowed
<Collections> (request only) <Response> (response only)	<SyncKey> (request only) <CollectionId> <ConversationMode> (request only) <Options> (request only) <Estimate> (response only) 4	Container	1...300 (required)

2.2.1.7.1.4 SyncKey

The required element <SyncKey> represents the current state of a collection. The value of the element is examined by the server to determine the state of the synchronization process. The <SyncKey> element is the first child element of <Collection> in a **GetItemEstimate** command request. [5](#)

The <SyncKey> used within the <GetItemEstimate> requests is the same as the one returned within the **Sync** responses. The server does not update the <SyncKey> on **GetItemEstimate** requests. For more details about the <SyncKey> element, see section [2.2.1.19.1.11](#). The server checks the value of the key to verify that the value of the <SyncKey> provided in the request matches a <SyncKey> value on the server. The server **MUST** provide a <Status> value of 4 if the <SyncKey> value provided in the **GetItemEstimate** request does not match those expected within the next **Sync** command request.

Parent elements	Child elements	Data type	Number allowed
<Collection> (request only)	None	String (Up to 64 characters)	1 (required)

2.2.1.7.1.5 CollectionId

The <CollectionId> element specifies the server ID of the collection from which the item estimate is being obtained.

Parent elements	Child elements	Data type	Number allowed
<Collection>	None	String (Up to 64 characters)	1...1 (required)

The <CollectionId> value sent in the **GetItemEstimate** command request corresponds to the <ServerId> element value assigned to the folder containing the item to retrieve. The client **SHOULD** store <ServerId> values as they are returned by the server in **FolderSync** and **FolderCreate** command responses. The <CollectionId> element is used in both **GetItemEstimate** command requests and responses.

2.2.1.7.1.6 ConversationMode

The optional element <ConversationMode> [<6>](#) specifies whether to include items that are included within the **conversation** modality within the results of the **GetItemEstimate** response. A single conversation **MAY** span multiple collections and therefore <ConversationMode> is a child of the <Collection> element, rather than the <Options> element.

Parent elements	Child elements	Data type	Number allowed
<Collection> (request only)	None	Boolean	0...1 (optional)

Specifying <ConversationMode> for collections that do not store e-mail results in an invalid XML error, status code 103.

2.2.1.7.1.7 Options

The <Options> [<7>](#) element is a container that encloses elements that filter the results of the **GetItemEstimate** command.

Parent elements	Child elements	Data type	Number allowed
<Collection> (request only)	<Class> (request only) <FilterType> (request only) <MaxItems> (request only)	Container	0...2 (optional)

This element is optional; however, when it is present, it **MUST** include at least one child element. The <Options> element appears only in requests to the server from the client. If the <Options> element is not included in a request, then the **GetItemEstimate** command will enumerate all of the items within the collection, without any filter (up to a maximum of 512 items).

2.2.1.7.1.8 Class

The <Class> element [<8>](#) assigns the filters within the <Options> container to a given **class**.

Parent elements	Child elements	Data type	Number allowed
<Options> (request only)	None	String	0...1 (optional)

Options for the same class within the same collection MUST NOT be redefined. The <Class> element is not necessary for the default items contained within the collection (contacts in a Contacts folder for example).

For example, to sync SMS messages, include class "SMS". To also sync e-mail messages at the same time, include another <Options> node with class "Email".

The valid <Class> element values are:

- *Tasks*
- *Email*
- *Calendar*
- *Contacts*
- *SMS*

2.2.1.7.1.9 FilterType

The <FilterType> element specifies an optional time window in the **GetItemEstimate** command request for the objects sent from the server to the client.

Parent elements	Child elements	Data type	Number allowed
<Options> <9>	None	Integer	0...1 (optional)

The <FilterType> applies to e-mail, calendar, and task collections. If a filter type is specified, then the server sends an estimate of the items within the filter specifications.

If the <FilterType> element is present in the request, then the server manages objects on the client to maintain the specified time window. New objects are added to the client when they are within the time window. If the <FilterType> element is omitted, then all objects are sent from the server.

Calendar items that are in the future or that have recurrence, but no end date, are sent to the client regardless of the <FilterType> value.

The <FilterType> element does not support contact collections. However, if the <FilterType> element is included in a **GetItemEstimate** request for a contact collection, no error is returned.

The valid values for each collection type are listed in the following table.

Value	Meaning	Applies to E-mail	Applies to calendar	Applies to tasks
0	No filter	Yes	Yes	Yes
1	1 day ago	Yes	No, <Status> value 110	No, <Status> value 110
2	3 days ago	Yes	No, <Status> value 110	No, <Status> value 110

Value	Meaning	Applies to E-mail	Applies to calendar	Applies to tasks
3	1 week ago	Yes	No, <Status> value 110	No, <Status> value 110
4	2 weeks ago	Yes	Yes	No, <Status> value 110
5	1 month ago	Yes	Yes	No, <Status> value 110
6	3 months ago	No, <Status> value 110	Yes	No, <Status> value 110
7	6 months ago	No, <Status> value 110	Yes	No, <Status> value 110
8	Incomplete tasks	No, <Status> value 110	No, <Status> value 110	Yes

Specifying a <FilterType> of 9 or above for when the <CollectionId> identifies any e-mail, contact, calendar or task collection results in a <Status> value of 103.

2.2.1.7.1.10 MaxItems

The <MaxItems> element [<10>](#) specifies the maximum number of items to include in the response. This element can only be included in a request when the <CollectionId> is set to *RI* to specify a recipient information store; otherwise, the server will respond with a status 2 error. The value of <MaxItems> does not specify the limit of estimates available; rather, it only specifies the number of items, as a complete replacement would be double the number of items in the **store** (n deletes plus n additions).

Parent elements	Child elements	Data type	Number allowed
<Options>	None	Integer	0...1 (optional)

Including <MaxItems> when the <CollectionId> is set to anything other than *RI* results in an invalid XML error, status code 2.

2.2.1.7.2 Response

The following code shows the XSD for the **GetItemEstimate** command response.

```
<?xml version="1.0" ?>
<xs:schema xmlns:tns="GetItemEstimate:" attributeFormDefault="unqualified"
elementFormDefault="qualified"
targetNamespace="GetItemEstimate:" xmlns:xs="http://www.w3.org/2001/XMLSchema">
  <xs:element name="GetItemEstimate">
    <xs:complexType>
      <xs:sequence>
        <xs:element name="Response" minOccurs="1" maxOccurs="1">
          <xs:complexType>
            <xs:sequence>
              <xs:element name="Status" type="xs:unsignedByte"
minOccurs="1" maxOccurs="1"/>
              <xs:element name="Collection" minOccurs="0"
maxOccurs="unbounded">
```



```

        <xs:complexType>
            <xs:sequence>
                <xs:element name="CollectionId"
                    minOccurs="1" maxOccurs="1" >
                        <xs:simpleType>
                            <xs:restriction base="xs:string">
                                <xs:maxLength value="64"/>
                            </xs:restriction>
                        </xs:simpleType>
                    </xs:element>
                <xs:element name="Estimate"
                    type="xs:unsignedByte" minOccurs="1" maxOccurs="1" />
            </xs:sequence>
        </xs:complexType>
    </xs:element>
</xs:sequence>
</xs:complexType>
</xs:element>
</xs:sequence>
</xs:complexType>
</xs:element>
</xs:schema>

```

2.2.1.7.2.1 GetItemEstimate

The <GetItemEstimate> element is the top-level element in the XML stream. It indicates that the body of the HTTP **POST** response contains a **GetItemEstimate** command.

2.2.1.7.2.2 Response

The <Response> element wraps elements that describe estimated changes. Its child elements specify the status of the **GetItemEstimate** command request and information about the collection on which the estimate was made.

Parent elements	Child elements	Data type	Number allowed
<GetItemEstimate> (response only)	<Collection> <Status>	Container	1 (required)

2.2.1.7.2.3 Status

The <Status> element indicates the success or failure of part or all of a **GetItemEstimate** command request.

Parent elements	Child elements	Data type	Number allowed
<Response> (response only)	None	Unsigned byte	1 (required)

If the entire request command fails, the <Status> element contains a value that indicates the type of global failure. However, if the failure occurs at the <Collection> level, a <Status> value is returned per <Collection>.

The following table lists the <Status> codes for the **GetItemEstimate** command. For information about the scope of the <Status> value and for <Status> values common to all ActiveSync commands, see section [2.2.2](#).

Value	Meaning	Cause	Scope	Resolution
1	Success.	Server successfully completed command.	Global	None.
2	A collection was invalid or one of the specified collection IDs was invalid.	One or more of the specified folders does not exist or an incorrect folder was requested.	Item	Issue a FolderSync to get the new hierarchy. Then retry with a valid collection or collection ID.
3	The synchronization state has not been primed.	The client has issued a GetItemEstimate command without first issuing a Sync command request with a <SyncKey> value of zero (0).	Item	Issue a Sync command with synchronization key of zero (0) before issuing GetItemEstimate again.
4	The specified synchronization key was invalid.	Malformed or mismatched synchronization key. —or— The synchronization state is corrupted on the server.	Global	Issue a successful Sync command prior to issuing the GetItemEstimate command again. If the error is repeated, issue a Sync command with a <SyncKey> of zero (0).

2.2.1.7.2.4 Collection

The <Collection> element wraps elements that apply to a particular collection. A maximum of 300 <Collection> elements can be included in a single <Collections> element.

Parent elements	Child elements	Data type	Number allowed
<Collections> (request only) <Response> (response only)	<SyncKey> (request only) <CollectionId> <ConversationMode> (request only) <Options> (request only) <Estimate> (response only) <11>	Container	0...300 (optional)

2.2.1.7.2.5 CollectionId

The <CollectionId> element specifies the server ID of the collection from which the item estimate is being obtained.

Parent elements	Child elements	Data type	Number allowed
<Collection>	None	String (Up to 64 characters)	1...1 (required)

The collection ID is obtained from the <ServerId> element of a previous **FolderSync** or **FolderCreate** command. The <CollectionId> element is used in both **GetItemEstimate** command requests and responses.

2.2.1.7.2.6 Estimate

The <Estimate> element specifies the estimated number of items in the collection or folder that have to be synchronized.

Parent elements	Child elements	Data type	Number allowed
<Collection> (response only)	None	Unsigned byte	1 (required)

2.2.1.8 ItemOperations

The **ItemOperations** command acts as a container for the <Fetch>, <EmptyFolderContents>, and <Move> commands to provide batched online operations of these commands against the server.

Operations that are contained within the **ItemOperations** element MUST be executed by the server in the specified order. The server MUST report the status per operation to the client. Accordingly, the client correlates these responses to the initial operation and proceeds appropriately.

The **ItemOperations** command cannot perform operations on items in the recipient information cache.

The <Fetch> operation is intended to be used on Microsoft Windows® SharePoint® Services technology or **Universal Naming Convention (UNC)** document metadata, search results, and items and attachments.

The <EmptyFolderContents> operation enables the client to empty a folder of all its items. Clients use <EmptyFolderContents> specifically to clear out all items in the Deleted Items folder if the user runs out of storage quota.

The <Move> operation moves a conversation to a destination folder.

2.2.1.8.1 Delivery of Content Requested by Fetch

Because the **ItemOperations** response potentially contains large amounts of binary data, the client can choose a delivery method that is most efficient for its implementation by providing the following two methods for delivering the content that is requested by the **Fetch** command:

- Inline
- Multipart

Inline

The inline method of delivering binary content is including Base64-encoded data inside the WBXML. The inline approach generally requires the client to read the whole response into memory in order to parse it, thereby consuming a large amount of memory.

Multipart

The multipart method of delivering content is a multipart structure with the WBXML being the first part, and the requested data populating the subsequent parts. This format enables a client to handle large files without consuming large amounts of memory, because a file is read in pieces, one piece at a time.

The multipart approach enables the client to parse the small WBXML part, obtain references to the binary parts, and handle the binary parts as necessary, without reading the entire response into memory.

Multipart Request

If the client wants to have the document or documents returned in multipart format, the only difference between this request and the inline content request is the addition of the following HTTP header:

```
MS-ASAcceptMultiPart: T
```

If this header is not present, then the server uses the default of F (FALSE), and returns content inline. If the header is set to T (TRUE), then the server returns the document contents by using the multipart format.

The following is a sample request for the test.txt document in a UNC share:

```
POST /Microsoft-Server-ActiveSync?Cmd=ItemOperations&User=administrator&DeviceId=v140Device&DeviceType=PocketPC
Content-Type: application/vnd.ms-sync
MS-ASProtocolVersion: 14.0
MS-ASAcceptMultiPart: T
<ItemOperations>
  <Fetch>
    <Store>DocumentLibrary</Store>
    <LinkId>\\feod31\public\test.txt</LinkId>
  </Fetch>
</ItemOperations>
```

The following is a sample response to the request for the test.txt document.

```
HTTP/1.1 200 OK
Content-Type: application/vnd.ms-sync.multipart

<?xml version="1.0" encoding="utf-8"?>
<ItemOperations xmlns:Al="DocumentLibrary:" xmlns="ItemOperations:">
  <Status>1</Status>
  <Response>
    <Fetch>
      <Status>1</Status>
      <Al:LinkId>\\contoso\test.txt</Al:LinkId>
      <Properties>
        <Range>0-999</Range>
        <Total>91646690</Total>
        <Part>1</Part>
        <Version>2009-11-09T09:00:00.692Z</Version>
      </Properties>
    </Fetch>
  </Response>
</ItemOperations>
```

Multipart Response

At a high level, the multipart response consists of several key elements:

- HTTP headers that specify the content type (HTTP 'Content-Type' header) of the multipart response: application/vnd.ms-sync.multipart.
- Metadata consisting of a list of [integer, integer] tuples that specify the start and count of bytes, respectively, of each **body part**. The following is the format of the metadata:

'Number of Parts :' <number of body parts, including WBXML>
 'Part' <part #> ':' <range>

Range specifies a [start, count] value that indicates the start and count of bytes for each body part. There MUST be at least one tuple, pointing to the WBXML response.

- The WBXML response, which contains status and application data for all requested items. The WBXML response is always the first part in the response. Items composed of binary content have a <Part> element that indicates the index (base 0) of the body part that corresponds to that item in the multipart structure. This index is used by the client to find the appropriate [start, count] entry in the metadata.
- Binary application data, which includes one or more binary data parts, the start and end byte of each of which is indicated in the WBXMLEX-Ranges header.

The following figure shows the elements of the multipart response.

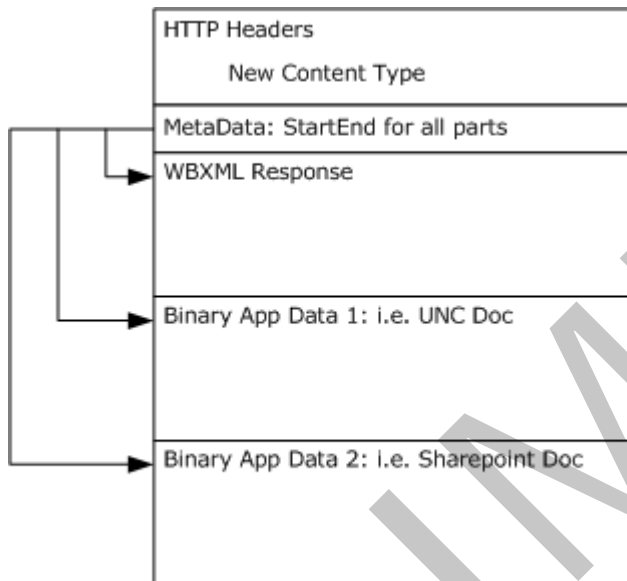


Figure 1: ItemOperations command multipart response

2.2.1.8.2 Request

The server that is implementing [MS-ASCMD] enforces the following XSD when it processes protocol requests.

```
<?xml version="1.0" encoding="utf-8"?>
<xs:schema
  id="ItemOperations"
  targetNamespace="ItemOperations:"
  xmlns:search="Search:"
  xmlns:calendar="CAL:"
  xmlns:email="EMAIL:"
  xmlns:contacts2="CONTACTS2:"
  xmlns:contacts="CONTACTS:"
  xmlns:mstns="ItemOperations:"
```

```

xmlns:airsyncbase="AirSyncBase:"
xmlns:documentLibrary="DocumentLibrary:"
xmlns:airsync="AirSync:"
xmlns:rightsmanagement="RightsManagement:"
xmlns:xs="http://www.w3.org/2001/XMLSchema"
attributeFormDefault="qualified"
elementFormDefault="qualified">

<xs:import namespace="DocumentLibrary:"/>
<xs:import namespace="AirSync:"/>
<xs:import namespace="AirSyncBase:"/>
<xs:import namespace="EMAIL:"/>
<xs:import namespace="CAL:"/>
<xs:import namespace="CONTACTS:"/>
<xs:import namespace="CONTACTS2:"/>
<xs:import namespace="Search:"/>
<xs:import namespace="RightsManagement:"/>

<xs:element name="ItemOperations">
  <xs:complexType>
    <xs:choice maxOccurs="unbounded">
      <xs:element name="EmptyFolderContents">
        <xs:complexType>
          <xs:all>
            <xs:element ref="airsync:CollectionId" minOccurs="1"
maxOccurs="1"/>
            <xs:element name="Options" minOccurs="0" maxOccurs="1">
              <xs:complexType>
                <xs:all>
                  <xs:element name="DeleteSubFolders"/>
                </xs:all>
              </xs:complexType>
            </xs:element>
          </xs:all>
        </xs:complexType>
      </xs:element>
      <xs:element name="Fetch" minOccurs="0" maxOccurs="unbounded">
        <xs:complexType>
          <xs:all>
            <xs:element name="Store">
              <xs:simpleType>
                <xs:restriction base="xs:string">
                  <xs:minLength value="1"/>
                  <xs:maxLength value="256"/>
                </xs:restriction>
              </xs:simpleType>
            </xs:element>
            <xs:element ref="airsync:ServerId" minOccurs="0" maxOccurs="1"/>
            <xs:element ref="airsync:CollectionId" minOccurs="0"
maxOccurs="1"/>
            <xs:element ref="documentLibrary:LinkId" minOccurs="0"
maxOccurs="1"/>
            <xs:element ref="search:LongId" minOccurs="0" maxOccurs="1"/>
            <xs:element ref="airsyncbase:FileReference" minOccurs="0"
maxOccurs="1"/>
            <xs:element name="Options" minOccurs="0" maxOccurs="1">
              <xs:complexType>
                <xs:choice maxOccurs="unbounded">

```

```

name="Schema">
    <xs:element minOccurs="0" maxOccurs="unbounded"
        <xs:complexType>
            <xs:choice maxOccurs="unbounded">
                <xs:group
                    <xs:group
                        <xs:group
                            <xs:group
                                <xs:group
                                    </xs:choice>
                                </xs:complexType>
                            </xs:element>
                        <xs:element name="Range" minOccurs="0" maxOccurs="1">
                            <xs:simpleType>
                                <xs:restriction base="xs:string">
                                    <xs:pattern value="[0-9]{1,9}-[0-9]{1,9}"/>
                                </xs:restriction>
                            </xs:simpleType>
                        </xs:element>
                    </xs:element minOccurs="0" maxOccurs="1"
                        <xs:simpleType>
                            <xs:restriction base="xs:string">
                                <xs:maxLength value="100" />
                            </xs:restriction>
                        </xs:simpleType>
                    </xs:element>
                </xs:element minOccurs="0" maxOccurs="1"
                    <xs:simpleType>
                        <xs:restriction base="xs:string">
                            <xs:maxLength value="256" />
                        </xs:restriction>
                    </xs:simpleType>
                </xs:element>
            </xs:element ref="airsync:MIMESupport" minOccurs="0"
                <xs:element ref="airsyncbase:BodyPreference"
                <xs:element ref="airsyncbase:BodyPartPreference"
                <xs:element
                    ref="rightsmanagement:RightsManagementSupport" minOccurs="0" maxOccurs="1" />
                </xs:choice>
            </xs:complexType>
        </xs:element>
        <xs:element
            ref="rightsmanagement:RemoveRightsManagementProtection" minOccurs="0" maxOccurs="1"/>
        </xs:all>
    </xs:complexType>
</xs:element>
<xs:element name="Move">
    <xs:complexType>
        <xs:all>

```

```

maxOccurs="1"/>
<xs:element name="ConversationId" type="xs:string" minOccurs="1"
maxOccurs="1"/>
<xs:element name="DstFldId" minOccurs="1" maxOccurs="1">
  <xs:simpleType>
    <xs:restriction base="xs:string">
      <xs:maxLength value="64"/>
      <xs:minLength value="1"/>
    </xs:restriction>
  </xs:simpleType>
</xs:element>
<xs:element name="Options" minOccurs="0" maxOccurs="1">
  <xs:complexType>
    <xs:all>
      <xs:element name="MoveAlways" minOccurs="0"
maxOccurs="1"/>
    </xs:all>
  </xs:complexType>
</xs:element>
</xs:all>
</xs:complexType>
</xs:element>
</xs:choice>
</xs:complexType>
</xs:element>
</xs:schema>

```

2.2.1.8.2.1 ItemOperations

The <ItemOperations> element is the top-level element in the XML document. The element identifies the body of the HTTP **POST** as containing an **ItemOperations** command.

Parent elements	Child elements	Data type	Number allowed
None	<Fetch> (request only) <EmptyFolderContents> (request only) <Move> (request only) <Response> (response only) <Status> (response only)	Container	1...1 (required)

2.2.1.8.2.2 Fetch

The <Fetch> element retrieves an item from the server.

Parent elements	Child elements	Data type	Number allowed
<ItemOperations> (request) <Response> (response)	<Store> (request only) <LinkId> (optional) <LongId> (optional) <CollectionId> (optional) <ServerId> (optional) <Options> (request only) <Status> (response only)	Container	0...N (optional)

Parent elements	Child elements	Data type	Number allowed
	<Class> (response only) <Properties> (response only) <FileReference> (request only) <rightsmanagement:RemoveRightsManagementProtection> (request only)		

The <Fetch> response <Status> element uses the same values as the parent **ItemOperations** response <Status> element. For more details, see section [2.2.1.8.3.12](#).

The <Fetch> operation is intended to be used on Microsoft Windows® SharePoint® Services technology or UNC document metadata, search results, and items and attachments.

Because the **ItemOperations** response potentially contains large amounts of binary data, the [MS-ASCMD] protocol enables the client to choose a delivery method that is most efficient for its implementation by providing the following two methods to deliver content that is requested by the <Fetch> element:

- **Inline**—The binary content is Base64-encoded and is included inside the WBXML.
- **Multipart**—This method involves a multipart structure in which the WBXML is the first part, and the requested data populates the subsequent parts. This format enables a client to **handle** large files without consuming large amounts of memory.

The inline approach generally requires the client to read the WBXML part into memory in order to parse it, thereby consuming a large amount of memory. The multipart approach enables the client to parse the small WBXML part, obtain references to the binary parts, and handle the binary parts as necessary, without reading the whole response into memory.

In the request, the client specifies the location and a byte range for the item. The location is indicated by either a link ID (<LinkId> element) if the target item is identified by a **Uniform Resource Identifier (URI)**, or a file reference (<FileReference> element) if the client is retrieving an e-mail attachment. The location is indicated by a server ID (<ServerId> element) if an ActiveSync ID is being used to identify the item.

The <Fetch> command supports several options, such as Byte ranges, Body preference, and Schema, as specified in section [2.2.1.8.2.5](#).

Multiple <Fetch> operations can be included within one **ItemOperations** request. In this case, the <Fetch> operations are executed in the order that is specified.

2.2.1.8.2.3 EmptyFolderContents

The <EmptyFolderContents> element identifies the body of the request or response as containing the operation that deletes the contents of a folder.

Parent elements	Child elements	Data type	Number allowed
<ItemOperations> (request only) <Response> (response only)	<airsync:CollectionId> <Options> (request only) <Status> (response only)	Container	0...N (optional)

The <EmptyFolderContents> response <Status> element uses the same values as the parent **ItemOperations** response <Status> element. For more details, see section [2.2.1.8.3.12](#).

The <EmptyFolderContents> element enables the client to empty a folder of all its items. The element supports a single <Options> element, <DeleteSubFolders>, which determines whether subfolders contained in the folder are deleted. If the <DeleteSubFolders> option is not included in the request, the subfolders of the specified <CollectionId> are not deleted.

Specifically, clients use <EmptyFolderContents> to empty the Deleted Items folder. The client can clear out all items in the Deleted Items folder when the user runs out of storage quota (indicated by the return of an HTTP 507 status code from the server).

2.2.1.8.2.4 CollectionId

The <CollectionId> element enables a client to specify the folder to be emptied or the item to be fetched. This element is defined in the AirSync namespace.

Parent elements	Child elements	Data type	Number allowed
<EmptyFolderContents> <Fetch> (request only)	None	String	1 (required, as a child of <EmptyFolderContents>) 0...1 (optional, as a child of <Fetch>)

2.2.1.8.2.5 Options

The <Options> element contains the options for its parent element. The child elements of <Options>, therefore, depend on its parent element and the items that are being acted upon.

Parent elements	Child elements, <EmptyFolderContents> parent	Child element, <Fetch> parent	Child elements, <Move> parent	Data type	Number allowed
<EmptyFolderContents> (request only) <Fetch> (request only)	<DeleteSubFolders> (request only)	<Schema> (request only) <Range> (request only) <UserName> (request only) <Password> (request only) <airsync:MIMESupport> (request only) <airsyncbase:BodyPreference> (request only) <airsyncbase:BodyPartPreference> (request only) <rightsmanagement:RightsManagementSupport> (request only)	<MoveAlways> (request only)	Container	0...1 (optional)

The following options are supported for <Fetch>:

- Schema
 - Per-class settings on format for <Fetch> results.

- [MS-ASCMD] supports schemas for **Personal Information Manager (PIM)** items only; it does not support schemas for document library items or attachments.
- Supports all top-level **property** nodes.

For more information about the <Schema> element, see section [2.2.1.8.2.13](#).

- Byte ranges
 - Facilitates a checkpoint to improve the reliability of large data downloads.
 - [MS-ASCMD] supports ranges for document library items and attachments; it does not support ranges for other item types—that is, PIM items, such as e-mail, contact, calendar, or task items.
 - For attachments, the range applies to the file content.
 - For document library items, this applies to the file content.

For more information about the <Range> element, see section [2.2.1.8.2.14](#).

- User name and password
 - Identifies the username and password required to fetch the desired item.
 - For more information about <UserName> and <Password> elements, see sections [2.2.1.8.2.15](#) and [2.2.1.8.2.16](#) respectively.
- MIME support
 - Indicates whether the server returns MIME content for S/MIME-only messages, all messages, or no messages
 - For more information about the <MIMESupport> element, see section [2.2.1.8.2.8](#).
- Body preference
 - Per-class settings on preferred body format.
 - [MS-ASCMD] supports body preferences for PIM items only; it does not support body preferences for document library items or attachments.
 - For more information about the <BodyPreference> element, see [\[MS-ASAIRS\]](#) section 2.2.1.4.
- Body part preference
 - Per e-mail settings on preferred body part format.
 - When the <BodyPartPreference> element is specified, the server returns the unique parts of the e-mail message body with reference to the parent item across all collections.
 - For more information about the <BodyPartPreference> element, see [\[MS-ASAIRS\]](#) section 2.2.1.6.
- Rights management support
 - Indicates whether the device has information rights management enabled. If information rights management is enabled, the client requests that the information rights management content be returned in its schematized form in the response.

If the <FileReference> element is present, then <Range> is the only valid child element of <Options>.

If the client specifies an option that is invalid for the parent element, the server returns a <Status> value of 2.

2.2.1.8.2.6 DeleteSubFolders

The <DeleteSubFolders> element is a flag that indicates whether to delete the subfolders of the specified folder.

Parent elements	Child elements	Data type	Number allowed
<Options> (request only)	None	Flag	0...1 (optional)

If the <DeleteSubFolders> element is not present in the request, the default behavior is to not delete subfolders.

2.2.1.8.2.7 Store

The <Store> element specifies the name of the store to which the parent operation applies.

Parent elements	Child elements	Data type	Number allowed
<Fetch> (request only)	None	String (up to 256 characters)	1...1 (required)

The following values are valid for the store element:

- Document Library (SharePoint and UNC links)
- Mailbox (items and attachments)

2.2.1.8.2.8 MIMESupport

The <MIMESupport> element is included in the <Options> element of a client <Fetch> command request to enable **MIME** support for e-mail items that are sent from the server to the client. For an example, see section [4.7.2](#).

Parent elements	Child elements	Data type	Number allowed
<Options> (request only)	None	Unsigned Byte	0...1 (optional)

The following table lists the valid values for this element.

Value	Meaning
0	Never send MIME data.
1	Send MIME data for S/MIME messages only. Send regular body for all other messages.
2	Send MIME data for all messages. This flag could be used by clients to build a more rich and complete Inbox solution.

To support fetching of the full S/MIME message, the <Fetch> request **MUST** include the following elements in the <Options> element:

- The <MIMESupport> element to indicate to the server to return MIME for S/MIME-only messages, all messages, or no messages.
- The <BodyPreference> element with its child element, <Type> having a value of 4 to inform the server that the device can read the MIME **binary large object (BLOB)**.

The server's response MUST include the <Body> element, which is a child of the <Properties> element. The <Body> element is a complex element and MUST contain the following child nodes in an S/MIME <Fetch> response:

- The <Type> element with a value of 4 to inform the device that the data is a MIME BLOB.
- The <EstimatedDataSize> element to specify the rough total size of the data.
- The <Data> element that contains the full MIME BLOB.

For more details about the <Body> element or the <BodyPreference> element, see [\[MS-ASAIRS\]](#) section 2.2.1.3 or [2.2.1.4](#), respectively.

2.2.1.8.2.9 LinkId

The <LinkId> element specifies a URI that is assigned by the server to certain resources, such as Windows SharePoint Services or UNC documents.

Parent elements	Child elements	Data type	Number allowed
<Fetch>	None	URI	0...1 (optional)

The client MUST store the <LinkId> that is retrieved by the **Search** command if the client will send requests using the <LinkID> in the future. In an **ItemOperations** request, the <LinkId> element can be used by the <Fetch> command to refer to the location of an item.

2.2.1.8.2.10 LongId

The <LongId> element specifies a unique identifier that was assigned by the server to each result returned by a previous **Search** response.

Parent elements	Child elements	Data type	Number allowed
<Fetch>	None	String (up to 256 characters)	0...1 (optional)

2.2.1.8.2.11 ServerId

The <ServerId> element specifies a unique identifier that is assigned by the server to each object that can be synchronized or have an item operation applied to it. This element is defined in the AirSync namespace.

Parent elements	Child elements	Data type	Number allowed
<Fetch>	None	String	0...1 (optional)

The client MUST store the <ServerId> for any item that is retrieved by means of the **Sync** command. In an **ItemOperations** request, the <ServerId> element can be used by the <Fetch> command to refer to the location of the item in question.

2.2.1.8.2.12 FileReference

The <FileReference> element specifies a unique identifier that is assigned by the server to each attachment to a given item.

Parent elements	Child elements	Data type	Number allowed
<Fetch> (request only)	None	String	0...1 (optional)

The client **MUST** store the file reference for any item that is retrieved by means of the **Sync** or **Search** command. In an **ItemOperations** request, only one <FileReference> identifier can exist per <Fetch> node. Violation of this constraint results in a <Status> value of 2 being returned from the server. The client can, however, retrieve multiple attachments by using one <Fetch> node per attachment.

If the <FileReference> element is present, then <Range> is the only valid child element of <Options>.

2.2.1.8.2.13 Schema

The <Schema> element specifies the schema of the item to be fetched.

Parent elements	Child elements	Data type	Number allowed
<Options> (request only)	Data elements from the content classes. For details about which of the elements from the content classes can be included, see [MS-ASCAL] section 3.1.5.1, [MS-ASCNTC] section 3.1.5.1, [MS-ASDOC] section 3.1.5.1, [MS-ASEMAIL] section 3.1.5.1, [MS-ASNOTE] section 3.1.5.1 and [MS-ASTASK] section 3.1.5.1.	Container	0...N (optional)

The <Schema> element is supported within options for PIM <Fetch> requests. It is not supported when the client is retrieving items from a document library or retrieving an attachment.

If <Schema> is not specified, the server allows all properties to be retrieved.

2.2.1.8.2.14 Range

In an <ItemOperations> request, the <Range> element specifies the range of bytes that the client can receive in response to the <Fetch> operation for a document library item. In an <ItemOperations> response, the <Range> element specifies the actual range of bytes for an item that is contained in a given <Fetch> operation.

Parent elements	Child elements	Data type	Number allowed
<Options> (request only) <Properties> (response only)	None	String in the format m-n, where m<n, and m is the minimum value and n is the maximum value.	0...1 (optional)

The server provides a best effort at fulfilling the request. Therefore, the client cannot assume that the byte-range that is specified in the request exactly matches the byte-range that is returned in the response. The byte-range that is specified by the server in the response is the authoritative value.

If <Range> is omitted in the <Fetch> request, the whole item is fetched.

If the <FileReference> element is present, then <Range> is the only valid child element of <Options>.

2.2.1.8.2.15 UserName

The <UserName> element specifies the username of the account leveraged to fetch the desired item. The <Password> element contains the corresponding account password.

Parent elements	Child elements	Data type	Number allowed
<Options> (request only)	None	String (up to 100 characters)	0...1 (optional)

2.2.1.8.2.16 Password

The <Password> element specifies the password for the given <UserName>.

Parent elements	Child elements	Data type	Number allowed
<Options> (request only)	None	String (up to 256 characters)	0...1 (optional)

The server accepts password values up to 256 characters in length. However, logon dialog boxes can limit password lengths to a smaller value.

2.2.1.8.2.17 Move

The <Move> element identifies the body of the request or response as containing the operation that moves a given conversation. [<12>](#)

Parent elements	Child elements	Data type	Number allowed
<ItemOperations> (request only) <Response> (response only)	<ConversationId> <DstFldId> (request only) <Options> (request only) <Status> (response only)	Container	0...N (optional)

2.2.1.8.2.18 ConversationId

The <ConversationId> element specifies the conversation to be moved. [<13>](#)

Parent elements	Child elements	Data type	Number allowed
<Move> (request or response)	None	String	1...1 (required)

2.2.1.8.2.19 DstFldId

The <DstFldId> element specifies the destination folder where the conversation is to be moved. [<14>](#)

Parent elements	Child elements	Data type	Number allowed
<Move> (request only)	None	String (up to 64 characters)	1...1 (required)

2.2.1.8.2.20 MoveAlways

The <MoveAlways> element is a flag that indicates whether to always move the specified conversation, including all future e-mails in the conversation, to the <DstFldId> folder. [<15>](#)

Parent elements	Child elements	Data type	Number allowed
<Options> (request only)	None	Empty tag	0...1 (optional)

The <MoveAlways> element is an empty tag element, meaning it has no value or data type. It is distinguished only by the presence or absence of the <MoveAlways> tag.

The <MoveAlways> element **MUST** be included in an **ItemOperations** request when performing a move operation on a conversation. A <Status> value of 155 is returned if the <MoveAlways> element is not included in the **ItemOperations** request for a move operation.

2.2.1.8.3 Response

The following code shows the XSD for the **ItemOperations** command response.

```
<?xml version="1.0" ?>
<xs:schema xmlns:tns="ItemOperations:"
  attributeFormDefault="unqualified" elementFormDefault="qualified"
  targetNamespace="ItemOperations:" xmlns:airsync="AirSync:" xmlns:airsyncbase="AirSyncBase:"
  xmlns:documentlibrary="DocumentLibrary:"
  xmlns:xs="http://www.w3.org/2001/XMLSchema">
  <xs:import namespace="DocumentLibrary:" />
  <xs:import namespace="AirSync:" />
  <xs:import namespace="AirSyncBase:" />
  <xs:element name="ItemOperations">
    <xs:complexType>
      <xs:sequence>
        <xs:element name="Status" type="xs:integer" minOccurs="1" maxOccurs="1" />
        <xs:element name="Response" minOccurs="0" maxOccurs="1">
          <xs:complexType>
            <xs:sequence>
              <xs:element name="Move" minOccurs="0" maxOccurs="unbounded">
                <xs:complexType>
                  <xs:all>
                    <xs:element name="Status" type="xs:integer" minOccurs="1" maxOccurs="1" />
                  </xs:all>
                </xs:complexType>
              </xs:element>
              <xs:element name="EmptyFolderContents" minOccurs="0" maxOccurs="unbounded">
                <xs:complexType>
                  <xs:sequence>
                    <xs:element name="Status" type="xs:integer" minOccurs="1" maxOccurs="1" />
                    <xs:element ref="airsync:CollectionId" minOccurs="1" maxOccurs="1" />
                  </xs:sequence>
                </xs:complexType>
              </xs:element>
            </xs:sequence>
          </xs:complexType>
        </xs:element>
      </xs:sequence>
    </xs:complexType>
  </xs:element>
</xs:schema>
```


2.2.1.8.3.1 ItemOperations

Parent elements	Child elements	Data type	Number allowed
None	<Fetch> (request only) <EmptyFolderContents> (request only) <Move> (request only) <Response> (response only) <Status> (response only)	Container	1...1 (required)

2.2.1.8.3.2 Response

The <Response> element is a container for the operation responses.

Parent elements	Child elements	Data type	Number allowed
<ItemOperations> (response only)	<EmptyFolderContents> <Fetch> <Move>	Container	0...1 (optional)

2.2.1.8.3.3 EmptyFolderContents

The <EmptyFolderContents> element identifies the body of the request or response as containing the operation that deletes the contents of a folder.

Parent elements	Child elements	Data type	Number allowed
<ItemOperations> (request only) <Response> (response only)	<airsync:CollectionId> <Options> (request only) <Status> (response only)	<Container>	0...N (optional)

2.2.1.8.3.4 CollectionId

The <CollectionId> element enables a client to specify the folder to be emptied. This element is defined in the AirSync namespace.

Parent elements	Child elements	Data type	Number allowed
<EmptyFolderContents> <Fetch> (request only)	None	String	1...1 (required, as a child of <EmptyFolderContents>) 0...1 (optional, as a child of <Fetch>)

2.2.1.8.3.5 ServerId

The <ServerId> element specifies a unique identifier that is assigned by the server to each object that can be synchronized or have an item operation applied to it. This element is defined in the AirSync namespace.

Parent elements	Child elements	Data type	Number allowed
<Fetch>	None	String	0...1 (optional)

The client **MUST** store the <ServerId> for any item that is retrieved by means of the **Sync** or **Search** command. In an **ItemOperations** request, the <ServerId> element can be used by the <Fetch> command to refer to the location of the item in question.

2.2.1.8.3.6 Fetch

The <Fetch> element retrieves an item from the server.

Parent elements	Child elements	Data type	Number allowed
<ItemOperations> (request) <Response> (response)	<Store> (request only) <LinkId> (optional) <LongId> (optional) <airsync:CollectionId> (optional) <airsync:ServerId> (optional) <Options> (request only) <Status> (response only) <airsync:Class> (response only) <Properties> (response only) <FileReference> (request only)	Container	0...N (optional)

The <Fetch> element supports several options, such as Byte ranges, Body preference, and Schema as specified in section [2.2.1.8.2.5](#).

The <Fetch> response contains either the requested byte range of the item, or an error code that indicates why the fetch failed.

For more information about the Fetch element, see sections [2.2.1.8.1](#) and [2.2.1.8.2.2](#).

2.2.1.8.3.7 LinkId

The <LinkId> element specifies a URI that is assigned by the server to certain resources, such as Windows SharePoint Services or UNC documents.

Parent elements	Child elements	Data type	Number allowed
<Fetch>	None	URI	0...1 (optional)

The client **MUST** store the <LinkID> that is retrieved by the **Search** command if the client will send requests by using the <LinkID> in the future. In an **ItemOperations** request, the <LinkId> element can be used by the <Fetch> command to refer to the location of an item.

2.2.1.8.3.8 LongId

The <LongId> element specifies a unique identifier that was assigned by the server to each result returned by a previous **Search** response.

Parent elements	Child elements	Data type	Number allowed
<Fetch>	None	String (up to 256 characters)	0...1 (optional)

2.2.1.8.3.9 Class

In a response, the <Class> element indicates the class of the content of the fetched item. This element is defined in the AirSync namespace.

Parent elements	Child elements	Data type	Number allowed
<Fetch> (response only)	None	String	0...1 (optional)

The following are valid values for the <Class> element in a response.

- *E-mail*
- *Contacts*
- *Calendar*
- *Tasks*

2.2.1.8.3.10 Properties

The <Properties> element contains a list of the schema properties for the item that the client wants to have returned in the <Fetch> response.

Parent elements	Child elements	Data type	Number allowed
<Fetch> (response only)	The schema properties of the item being fetched (request only) <Range> (response only) <Data> (response only) <Part> (response only) <Version> (response only) <Total> (response only) <airsynbase:Body> (response only) <airsynbase:BodyPart> (response only) Data elements are from the content classes. For details about the content classes, see [MS-ASCAL] , [MS-ASCNTC] , [MS-ASDOC] , [MS-ASEMAIL] , and [MS-ASTASK] .	Container	0...1 (optional)

2.2.1.8.3.11 Range

In an **ItemOperations** request, the <Range> element specifies the range of bytes that the client can receive in response to the <Fetch> operation for a document library item. In an **ItemOperations** response, the <Range> element specifies the actual range of bytes for an item that is contained in a given <Fetch> operation.

Parent elements	Child elements	Data type	Number allowed
<Options> (request) <Properties> (response)	None	String in the format m-n, where m<n, and m is the minimum value and n is the maximum value. The byte range is zero-indexed; the first byte is indicated by a 0 (zero).	0...1 (optional)

The server provides a best effort at fulfilling the request. Therefore, the client cannot assume that the byte-range specified in the request will exactly match the byte-range returned in the response. The byte-range that is specified by the server in the response is the authoritative value.

If <Range> is omitted in the <Fetch> request, the entire item is fetched.

2.2.1.8.3.12 Status

The <Status> element contains a code that indicates the success or failure of the **ItemOperations** command and the operations within the **ItemOperations** command.

Parent elements	Child elements	Data type	Number allowed
<EmptyFolderContents> (response only) <Fetch> (response only) <Move> (response only) <ItemOperations> (response only)	None	Integer	0...1

The following table lists the <Status> codes for the **ItemOperations** command. For information about <Status> values common to all ActiveSync commands, see section [2.2.2](#).

Status Code	Meaning
1	Success.
2	Protocol error - protocol violation/XML validation error.
3	Server error.
4	Document library access - The specified URI is bad.
5	Document library - Access denied.
6	Document library - The object was not found or access denied.
7	Document library - Failed to connect to the server.
8	Document library - The byte-range is invalid or too large.
9	Document library - The store is unknown or unsupported.
10	Document library - The file is empty.
11	Document library - The requested data size is too large.
12	Document library - Failed to download file because of input/output (I/O) failure.
14	Mailbox fetch provider - The item failed conversion.
15	Attachment fetch provider - Attachment or attachment ID is invalid.
16	Policy-related - Server blocked access.
17	Empty folder contents - Partial success; the command completed partially.
18	Credentials required.
155	Protocol error. The <Options> element and the <MoveAlways> element are missing from the ItemOperations request.
156	Action not supported. The destination folder MUST be of type IPF.Note. For more information about folder types, see [MS-OXOSFLD] section 2.2.5.

The status is specified for the **ItemOperations** response, and for each fetch operation, empty-folder-contents operation, or move operation within the **ItemOperations** command.

2.2.1.8.3.13 Data

The <Data> element is part of the response for the <Fetch> command and contains the item content for inline content responses.

Parent elements	Child elements	Data type	Number allowed
<Properties> (response only)	None	String	0...1 (optional)

The content of the <Data> element is a Base64-encoding of the binary document, attachment, or body data. The size of the data (in bytes) that is contained within the <Data> element is indicated by the <Range> element in the fetch response. The total size of the item (in bytes) is indicated by the <Total> element.

2.2.1.8.3.14 Part

The <Part> element specifies an integer index into the metadata of the multipart response.

Parent elements	Child elements	Data type	Number allowed
<Properties> (response only)	None	Integer	0...1 (optional)

The <Part> element is present only in a multipart **ItemOperations** response.

The <Part> element can be used to locate the [start, end] tuple that specifies the starting byte and ending byte for this item's binary content in the command response.

2.2.1.8.3.15 Version

The <Version> element is a date/time stamp that indicates the time at which a document item was last modified.

Parent elements	Child elements	Data type	Number allowed
<Properties> (response only)	None	DateTime	0...1 (optional)

The <Version> element is present only in the response and only when **ItemOperations** is used to access a Windows SharePoint Services or UNC resource.

2.2.1.8.3.16 Total

The <Total> element indicates the total size of an item on the server, in bytes.

Parent elements	Child elements	Data type	Number allowed
<Properties> (response only)	None	Integer	0...1 (optional)

2.2.1.8.3.17 Move

The <Move> element identifies the body of the request or response as containing the operation that moves a conversation to a folder.

Parent elements	Child elements	Data type	Number allowed
<ItemOperations> (request only) <Response> (response only)	<ConversationId> <Options> (request only) <Status> (response only)	Container	0...N (optional)

2.2.1.8.3.18 ConversationId

The <ConversationId> element specifies the conversation to be moved.[<16>](#)

Parent elements	Child elements	Data type	Number allowed
<Move> (request or response)	None	String	1...1 (required)

2.2.1.9 MeetingResponse

The **MeetingResponse** command is used to accept, tentatively accept, or decline a **meeting request** in the user's Inbox folder or Calendar folder.[<17>](#)

The **MeetingResponse** command can only be used when the <CollectionId> element is being used to synchronize the folder that contains the meeting request item.

The **SendMail** command can be used to send a message back to the meeting **organizer**, notifying him or her that the meeting request was accepted or declined.

2.2.1.9.1 Request

The following code shows the XSD for the **MeetingResponse** command request.

```
<?xml version="1.0" encoding="utf-8"?>
<xs:schema
  xmlns:tns="MeetingResponse:"
  attributeFormDefault="unqualified"
  elementFormDefault="qualified"
  targetNamespace="MeetingResponse:"
  xmlns:search="Search:"
  xmlns:xs="http://www.w3.org/2001/XMLSchema"
  <xs:import namespace="Search:"/>

  <xs:element name="MeetingResponse">
    <xs:complexType>
      <xs:sequence>
        <xs:element maxOccurs="unbounded" name="Request">
          <xs:complexType>
            <xs:all>
              <xs:element name="UserResponse">
                <xs:simpleType>
                  <xs:restriction base="xs:unsignedByte">
                    <xs:enumeration value="3"/>
                    <xs:enumeration value="1"/>

```

```

        <xs:enumeration value="2"/>
      </xs:restriction>
    </xs:simpleType>
  </xs:element>
  <xs:element minOccurs="0" name="CollectionId">
    <xs:simpleType>
      <xs:restriction base="xs:string">
        <xs:maxLength value="64"/>
      </xs:restriction>
    </xs:simpleType>
  </xs:element>
  <xs:element minOccurs="0" name="RequestId">
    <xs:simpleType>
      <xs:restriction base="xs:string">
        <xs:maxLength value="64"/>
      </xs:restriction>
    </xs:simpleType>
  </xs:element>
  <xs:element ref="search:LongId" minOccurs="0" maxOccurs="1"/>
  <xs:element name="InstanceId" minOccurs="0" maxOccurs="1">
    <xs:simpleType>
      <xs:restriction base="xs:string">
        <xs:minLength value="24"/>
        <xs:maxLength value="24"/>
      </xs:restriction>
    </xs:simpleType>
  </xs:element>
</xs:all>
</xs:complexType>
</xs:element>
</xs:sequence>
</xs:complexType>
</xs:element>
</xs:schema>

```

2.2.1.9.1.1 MeetingResponse

The <MeetingResponse> element is the top-level element in the XML document. The element identifies the body of the HTTP **POST** as containing a **MeetingResponse** command.

Parent elements	Child elements	Data type	Number allowed
None	<Request> (request only)	Container	1...1 (required)

2.2.1.9.1.2 CollectionId

The <CollectionId> element specifies the folder that contains the meeting request.

Parent elements	Child elements	Data type	Number allowed
<Request> (request only)	None	String (Up to 64 characters)	0...1 (Required, or optional if <Search:LongId> is included, as specified in section 2.2.1.14.2.1)

Because meeting requests are most commonly sent to the Inbox folder, the <CollectionId> value that specifies the Inbox folder is the most common value for this element.

The <CollectionId> is obtained from the <ServerId> element of a previous **FolderSync** or **FolderCreate** command.

2.2.1.9.1.3 Request

The <Request> element is a container for elements in a **MeetingResponse** command request. Its child elements specify the meeting request that is being responded to, the response to that meeting request, and the folder on the server that the meeting request is located in.

Parent elements	Child elements	Data type	Number allowed
<MeetingResponse> (request only)	<UserResponse> (request only) <CollectionId> (request only) <RequestId> (request only) <Search:LongId> (request only) as specified in section 2.2.1.14.2.1 <InstanceId> (request only)	Container	1...n (required)

2.2.1.9.1.4 RequestId

The <RequestId> element specifies the server ID of the meeting request message item.

Parent elements	Child elements	Data type	Number allowed
<Request> (request only) <Result> (response only)	None	String (Up to 64 characters)	0...1 (Required, or optional if <Search:LongId> is included, as specified in section 2.2.1.14.2.1)

When the client sends a **MeetingResponse** command request, the client includes a <RequestId> element to identify which meeting request is being responded to. The <RequestId> element is also returned in the response to the client along with the status of the user's response to the meeting request.

2.2.1.9.1.5 UserResponse

The <UserResponse> element indicates in the **MeetingResponse** command request whether the meeting is being accepted, tentatively accepted, or declined.

Parent elements	Child elements	Data type	Number allowed
<Request> (request only)	None	Integer	1 (required)

The following table shows valid values for the element.

Value	Meaning
1	Accepted

Value	Meaning
2	Tentatively accepted
3	Declined

2.2.1.9.1.6 InstanceId

The <InstanceId> element [<18>](#) specifies the instance of the recurring meeting to be modified.

Parent elements	Child elements	Data type	Number allowed
<Request> (request only)	None	String	0...1 (optional)

The <InstanceId> element contains the start time of the appointment or meeting instance to be modified. If the <InstanceId> element is not included in the **MeetingResponse** request, then the action is to be taken on every instance of the recurring item. The <InstanceId> element can specify the start time of an exception to a recurring appointment or meeting. The <InstanceId> element can be used with the <LongId> element to identify a calendar item, or it can be used with the <CollectionId> and <RequestId> elements to identify a calendar item.

The format of <InstanceId> is a **string** in **dateTime** format with the punctuation separators, for example, 2010-04-08T18:16:00.000Z. If the <InstanceId> value specified is not in the proper format, the server responds with a <Status> value of 104. If the <InstanceId> value specifies a non-recurring meeting, the server responds with a <Status> value of 146.

2.2.1.9.2 Response

The following code shows the XSD for the **MeetingResponse** command response.

```
<?xml version="1.0" ?>
<xs:schema xmlns:tns="MeetingResponse:" attributeFormDefault="unqualified"
  elementFormDefault="qualified"
    targetNamespace="MeetingResponse:" xmlns:xs="http://www.w3.org/2001/XMLSchema">
  <xs:element name="MeetingResponse">
    <xs:complexType>
      <xs:sequence>
        <xs:element name="Result" minOccurs="1" maxOccurs="unbounded">
          <xs:complexType>
            <xs:sequence>
              <xs:element name="RequestId" minOccurs="1" maxOccurs="1">
                <xs:simpleType>
                  <xs:restriction base="xs:string">
                    <xs:maxLength value="64"/>
                  </xs:restriction>
                </xs:simpleType>
              </xs:element>
              <xs:element name="Status" type="xs:unsignedByte"
minOccurs="1" maxOccurs="1"/>
              <xs:element name="CalendarId" minOccurs="0" maxOccurs="1"
                <xs:simpleType>
                  <xs:restriction base="xs:string">
                    <xs:maxLength value="64"/>
                  </xs:restriction>
                </xs:simpleType>
              </xs:element>
            </xs:sequence>
          </xs:complexType>
        </xs:element>
      </xs:sequence>
    </xs:complexType>
  </xs:element>
</xs:schema>
```

```

        </xs:element>
      </xs:sequence>
    </xs:complexType>
  </xs:element>
</xs:sequence>
</xs:complexType>
</xs:element>
</xs:schema>

```

2.2.1.9.2.1 MeetingResponse

The <MeetingResponse> element is the top-level element in the XML document. The element identifies the body of the HTTP **POST** as containing a **MeetingResponse** command.

Parent elements	Child elements	Data type	Number allowed
None	<Result> (response only)	Container	1...1 (required)

2.2.1.9.2.2 CalendarId

The <CalendarId> element specifies the server ID of the calendar item.

Parent elements	Child elements	Data type	Number allowed
<Result> (response only)	None	String (Up to 64 characters)	0...1

The following table shows valid values for the element.

Value	Meaning
1	Success

The <CalendarId> element is included in the **MeetingResponse** command response that is sent to the client if the meeting request was not declined. If the meeting is accepted or tentatively accepted, the server adds a new item to the calendar and returns its server ID in the <CalendarId> element in the response. If the client created a tentative meeting calendar item, the client updates that item with the new server ID. The client also changes the busy status from tentative to busy. When a meeting is accepted, the server also creates a new calendar item with the same server ID. This means there is a conflict that will be resolved the next time the calendar is synchronized.

If the meeting is declined, the response does not contain a <CalendarId>.

2.2.1.9.2.3 RequestId

The <RequestId> element specifies the server ID of the meeting request message item.

Parent elements	Child elements	Data type	Number allowed
<Request> (request only) <Result> (response only)	None	String (Up to 64 characters)	1 (required)

When the client sends a **MeetingResponse** command request, the client includes a <RequestId> element to identify which meeting request is being responded to. The <RequestId> element is also

returned in the response to the client along with the status of the user's response to the meeting request.

2.2.1.9.2.4 Result

The <Result> element is a container for elements that are sent to the client in a **MeetingResponse** command response.

Parent elements	Child elements	Data type	Number allowed
<MeetingResponse> (response only)	<RequestId> (response only) <Status> (response only) <CalendarId> (response only)	Container	1...N (required)

The <Result> element's child elements identify the meeting request message item on the server and the status of the response to the meeting request. If the meeting request is accepted, the server ID of the calendar item is also returned.

2.2.1.9.2.5 Status

The <Status> element indicates the success or failure of the **MeetingResponse** command request.

Parent elements	Child elements	Data type	Number allowed
<Result> (response only)	None	Integer	1...N (required)

The following table lists the <Status> value codes for the **MeetingResponse** command. For information about the scope of the <Status> value and for <Status> values common to all ActiveSync commands, see section [2.2.2](#).

Value	Meaning	Cause	Scope	Resolution
1	Success.	Server successfully completed command.	Global	None.
2	Invalid meeting request.	The client has sent a malformed or invalid item. The request is referencing an item other than a meeting request, e-mail, or calendar item. The request points to an appointment in which the user is the organizer. The <InstanceId> element specifies an e-mail meeting request item. The <InstanceId> element specifies a nonexistent instance or is null.	Item	Stop sending the item. This is not a transient condition.
3	An error occurred on the server	Server misconfiguration, temporary system issue, or bad item. This is frequently	Global	Retry the MeetingResponse . If continued attempts fail, synchronize the folder again, and then attempt the

Value	Meaning	Cause	Scope	Resolution
	mailbox.	a transient condition.		MeetingResponse command again. If it still continues to fail, make no changes.
4	An error occurred on the server.	Server misconfiguration, temporary system issue, or bad item. This is frequently a transient condition.	Global	Retry the MeetingResponse . If continued attempts fail, synchronize the folder again, and then attempt the MeetingResponse command again. If it still continues to fail, make no changes.

2.2.1.10 MoveItems

The **MoveItems** command moves an item or items from one folder on the server to another.

The item to be moved is identified by its server ID in the **MoveItems** command request. The source and destination folders are also identified by their server IDs in the command request. The **MoveItems** command response shows the status of the move, the message that was moved, and the new **message ID**.

When items are moved between folders on the server, the client receives <Delete> and <Add> operations the next time the client synchronizes the affected folders.

An item that has been successfully moved to a different folder can be assigned a new server ID by the server.

2.2.1.10.1 Request

The following code shows the XSD for the **MoveItems** command request.

```
<?xml version="1.0" encoding="utf-8"?>
<xs:schema
  xmlns:tns="Move:"
  attributeFormDefault="unqualified"
  elementFormDefault="qualified"
  targetNamespace="Move:"
  xmlns:xs="http://www.w3.org/2001/XMLSchema">

  <xs:element name="MoveItems">
    <xs:complexType>
      <xs:sequence>
        <xs:element maxOccurs="unbounded" name="Move">
          <xs:complexType>
            <xs:sequence>
              <xs:element name="SrcMsgId">
                <xs:simpleType>
                  <xs:restriction base="xs:string">
                    <xs:maxLength value="64"/>
                    <xs:minLength value="1"/>
                  </xs:restriction>
                </xs:simpleType>
              </xs:element>
              <xs:element name="SrcFldId">
                <xs:simpleType>
                  <xs:restriction base="xs:string">
                    <xs:maxLength value="64"/>
                    <xs:minLength value="1"/>
                  </xs:restriction>
                </xs:simpleType>
              </xs:element>
            </xs:sequence>
          </xs:complexType>
        </xs:element>
      </xs:sequence>
    </xs:complexType>
  </xs:element>
</xs:schema>
```

```

        </xs:restriction>
      </xs:simpleType>
    </xs:element>
    <xs:element name="DstFldId">
      <xs:simpleType>
        <xs:restriction base="xs:string">
          <xs:maxLength value="64"/>
          <xs:minLength value="1"/>
        </xs:restriction>
      </xs:simpleType>
    </xs:element>
  </xs:sequence>
</xs:complexType>
</xs:element>
</xs:sequence>
</xs:complexType>
</xs:element>
</xs:schema>

```

2.2.1.10.1.1 DstFldId

The <DstFldId> element specifies the server ID of the destination folder (that is, the folder to which the items are moved).

Parent elements	Child elements	Data type	Number allowed
<Move> (request only)	None	String (Up to 64 characters)	1 (required)

The server ID of the destination folder is obtained from the <ServerId> element of a previous **FolderSync** or **FolderCreate** command.

2.2.1.10.1.2 MoveItems

The <MoveItems> element is the top-level element in the XML document. It identifies the body of the HTTP **POST** as containing a **MoveItems** command.

Parent elements	Child elements	Data type	Number allowed
None	<Move> (request only) <Response> (response only)	Container	1 (required)

2.2.1.10.1.3 Move

The <Move> element is a container for elements that describe details of the items to be moved.

Parent elements	Child elements	Data type	Number allowed
<MoveItems> (request only)	<SrcMsgId> (request only) <SrcFldId> (request only) <DstFldId> (request only)	Container	1...N (required)

The <Move> element's child elements specify the item to be moved, the folder it's currently located in, and the folder it will be moved to.

2.2.1.10.1.4 SrcFldId

The <SrcFldId> element specifies the server ID of the source folder (that is, the folder that contains the items to be moved).

Parent elements	Child elements	Data type	Number allowed
<Move> (request only)	None	String (Up to 64 characters)	1 (required)

The server ID of the source folder is obtained from the <ServerId> element of a previous **FolderSync** or **FolderCreate** command.

2.2.1.10.2 Response

The following code shows the XSD for the **MoveItems** command response.

```
<?xml version="1.0" ?>
<xs:schema xmlns:tns="Move:" attributeFormDefault="unqualified"
  elementFormDefault="qualified" targetNamespace="Move:"
  xmlns:xs="http://www.w3.org/2001/XMLSchema">
  <xs:element name="MoveItems">
    <xs:complexType>
      <xs:sequence>
        <xs:element maxOccurs="unbounded" name="Response">
          <xs:complexType>
            <xs:sequence>
              <xs:element name="SrcMsgId">
                <xs:simpleType>
                  <xs:restriction base="xs:string">
                    <xs:maxLength value="64"/>
                    <xs:minLength value="1"/>
                  </xs:restriction>
                </xs:simpleType>
              </xs:element>
              <xs:element name="Status" type="xs:unsignedByte" />
              <xs:element name="DstMsgId">
                <xs:simpleType>
                  <xs:restriction base="xs:string">
                    <xs:maxLength value="64"/>
                    <xs:minLength value="1"/>
                  </xs:restriction>
                </xs:simpleType>
              </xs:element>
            </xs:sequence>
          </xs:complexType>
        </xs:element>
      </xs:sequence>
    </xs:complexType>
  </xs:element>
</xs:schema>
```

2.2.1.10.2.1 DstMsgId

The <DstMsgId> element specifies the new server ID of the item after the item is moved to the destination folder.

Parent elements	Child elements	Data type	Number allowed
<Response> (response only)	None	String (Up to 64 characters)	0...1 (optional)

2.2.1.10.2.2 MoveItems

The <MoveItems> element is the top-level element in the XML document. It identifies the body of the HTTP **POST** as containing a **MoveItems** command.

Parent elements	Child elements	Data type	Number allowed
None	<Move> (request only) <Response> (response only)	Container	1 (required)

2.2.1.10.2.3 Response

The <Response> element serves as a container for elements that describe the moved items.

Parent elements	Child elements	Data type	Number allowed
<MoveItems> (response only)	<SrcMsgId> (response only) <Status> (response only) <DstMsgId> (response only)	Container	1 (required)

2.2.1.10.2.4 SrcMsgId

The <SrcMsgId> element specifies the server ID of the item to be moved.

Parent elements	Child elements	Data type	Number allowed
<Move> (request only) <Response> (response only)	None	String (Up to 64 characters)	1 (required)

2.2.1.10.2.5 Status

The <Status> element indicates the success or failure of an item moved. If the command failed, <Status> contains a code indicating the type of failure.

Parent elements	Child elements	Data type	Number allowed
<Response> (response only)	None	Unsigned byte	1 (required)

The following table lists the <Status> codes for the **MoveItems** command. For information about the scope of the <Status> value and for <Status> values common to all ActiveSync commands, see section [2.2.2](#).

Value	Meaning	Cause	Scope	Resolution
1	Invalid source collection ID.	The source folder <CollectionId> is not recognized by the server, possibly because	Item	Issue a FolderSync command to get the new hierarchy. Then, sync the folder and reissue the MoveItems request if the items

Value	Meaning	Cause	Scope	Resolution
		the source folder has been deleted.		are still present in this source collection.
2	Invalid destination collection ID.	The destination folder <CollectionId> is not recognized by the server, possibly because the source folder has been deleted.	Item	Issue a FolderSync to get the new hierarchy. Then, use a valid collectionID.
3	Success.	Server successfully completed command.	Global	None.
4	Source and destination collection IDs are the same.	The client supplied a destination folder that is the same as the source.	Item	Only send requests where the <CollectionId> for the source and destination differ.
5	One of the following failures occurred: the item cannot be moved to more than one item at a time, or the source or destination item was locked.	More than one <DstFldId> was included in the request or an item with that name already exists.	Global	Retry the MoveItems request with only one <DstFldId> element or move the item to another location.
7	Source or destination item was locked.	Transient server condition.	Item	Retry.

2.2.1.11 Ping

The **Ping** command is used to request that the server monitor specified folders for changes that would require the client to resynchronize.

The body of the request contains a list of folders on the server about which the client is requesting notifications and an interval of time that specifies how long the server SHOULD wait before responding.

The server does not immediately issue a response to the client's **Ping** request. Instead, the server waits until one of two events occur: either the time-out that is specified by the client elapses, or changes occur in one of the folders that the client specifies. The response that the server issues indicates which of these events has happened so that the client can react appropriately.

The server uses the last <SyncKey> returned to the client when determining to report in the **Ping** response. Therefore the client MUST have received the response to its last **Sync** request and successfully applied the changes sent by the server, prior to issuing a **Ping** request.

In the case of no changes on the server, the client can then reissue a new **Ping** request. In the case of changes, the response indicates in which folders those changes occurred so that the client can resynchronize those folders.

Note that if no changes occur in any of the folders that are specified by the client for a significant length of time (longer than the value of the <HeartbeatInterval> element), the client runs in a loop in which it issues a **Ping** request, receives a response indicating that there are no changes, and then reissues the **Ping** request. This loop is called the heartbeat. The length of time that the server waits before issuing a response is called the heartbeat interval. For more details about the <HeartbeatInterval> element, see section [2.2.1.11.1.4](#)

To reduce the amount of data sent in a **Ping** command request, the server caches the heartbeat interval and folder list. The client can omit the heartbeat interval, the folder list, or both from subsequent **Ping** requests if those parameters have not changed from the previous **Ping** request. If neither the heartbeat interval nor the folder list has changed, the client can issue an empty **Ping** request – one with no XML body. The server will use the previously cached XML sent by the client if it receives an empty **Ping** request.

If the **Ping** element is specified in an XML request body, either the <HeartbeatInterval> element or the <Folders> element or both **MUST** be specified.

2.2.1.11.1 Request

A **Ping** command can be sent with no body, in which case the cached version is used. This XSD is applied only to requests with a body.

```
<?xml version="1.0" encoding="utf-8"?>
<xs:schema
  xmlns:tns="Ping:"
  attributeFormDefault="unqualified"
  elementFormDefault="qualified"
  targetNamespace="Ping:"
  xmlns:xs="http://www.w3.org/2001/XMLSchema">

  <xs:element name="Ping">
    <xs:complexType>
      <xs:all>
        <xs:element name="HeartbeatInterval" minOccurs="0" maxOccurs="1">
          <xs:simpleType>
            <xs:restriction base="xs:integer"/>
          </xs:simpleType>
        </xs:element>
        <xs:element name="Folders" minOccurs="0" maxOccurs="1">
          <xs:complexType>
            <xs:sequence>
              <xs:element name="Folder" minOccurs="1" maxOccurs="unbounded">
                <xs:complexType>
                  <xs:all>
                    <xs:element name="Id" minOccurs="1" maxOccurs="1">
                      <xs:simpleType>
                        <xs:restriction base="xs:string">
                          <xs:maxLength value="64"/>
                        </xs:restriction>
                      </xs:simpleType>
                    </xs:element>
                    <xs:element name="Class" minOccurs="1" maxOccurs="1">
                      <xs:simpleType>
                        <xs:restriction base="xs:string">
                          <xs:enumeration value="Email"/>
                          <xs:enumeration value="Calendar"/>
                          <xs:enumeration value="Contacts"/>
                          <xs:enumeration value="Tasks"/>
                          <xs:enumeration value="Notes"/>
                        </xs:restriction>
                      </xs:simpleType>
                    </xs:element>
                  </xs:all>
                </xs:complexType>
              </xs:element>
            </xs:sequence>
          </xs:complexType>
        </xs:element>
      </xs:all>
    </xs:complexType>
  </xs:element>
</xs:schema>
```

```

        </xs:sequence>
      </xs:complexType>
    </xs:element>
  </xs:all>
</xs:complexType>
</xs:element>
</xs:schema>

```

2.2.1.11.1.1 Class

The <Class> element specifies the content class of the folder to be monitored. The possible content classes are *Email*, *Calendar*, *Contacts*, *Tasks*, and *Notes*.[<19>](#)

Parent elements	Child elements	Data type	Number allowed
<Folder> (request only)	None	String	1 (required)

2.2.1.11.1.2 Folder

The <Folder> element contains the <Id> and <Class> elements in the **Ping** command request, which identifies the folder and folder type to be monitored by the client. The <Folder> element is also returned by the server with the <Status> element, where the element identifies the folder that is being described by the returned status code.

Parent elements	Child elements	Data type	Number allowed
<Folders>	<Id> (request only) <Class> (request only) None (response only)	Container (request only) String (response only)	1...N (optional)

2.2.1.11.1.3 Folders

The <Folders> element serves as a container for the <Folder> element.

Parent elements	Child elements	Data type	Number allowed
<Ping>	<Folder>	Container	0...1 (optional)

2.2.1.11.1.4 HeartbeatInterval

The <HeartbeatInterval> element specifies the length of time, in seconds, that the server SHOULD wait before notifying the client of changes in a folder on the server. The <HeartbeatInterval> element is also returned by the server with a status code of 5 and specifies either the minimum or maximum interval that is allowed when the client has requested a heartbeat interval that is outside the acceptable range.

Parent elements	Child elements	Data type	Number allowed
<Ping>	None	Integer	Request- 1 (Required in first request only) Response- 0...1 (optional)

The <HeartbeatInterval> element is only required in the first **Ping** command request from a device by a given user. The server then caches the heartbeat interval value so that in later requests the <HeartbeatInterval> element is necessary only if the client is changing the interval.

2.2.1.11.1.5 Id

The <Id> element specifies the server ID of the folder to be monitored.

Parent elements	Child elements	Data type	Number allowed
<Folder> (request only)	None	String (Up to 64 characters)	1 (required)

The server ID of the folder is obtained from the <ServerId> element of a previous **FolderSync** or **FolderCreate** command.

2.2.1.11.1.6 Ping

The <Ping> element is the top-level element in the XML document. It identifies the body of the HTTP **POST** as containing a **Ping** command.

Parent elements	Child elements	Data type	Number allowed
None	<Folders> <HeartbeatInterval> <MaxFolders> (response only) <Status> (response only)	Container	1 (required)

The <Ping> element can also include one or more explicit namespace attributes.

2.2.1.11.2 Response

The following code shows the XSD for the **Ping** command response.

```
<?xml version="1.0" ?>
<xs:schema xmlns:tns="Ping:" attributeFormDefault="unqualified"
elementFormDefault="qualified"
targetNamespace="Ping:" xmlns:xs="http://www.w3.org/2001/XMLSchema">
  <xs:element name="Ping">
    <xs:complexType>
      <xs:choice>
        <xs:element minOccurs="1" name="Status" type="xs:unsignedByte" />
        <xs:element minOccurs="0" maxOccurs="1" name="Folders">
          <xs:complexType>
            <xs:sequence>
              <xs:element minOccurs="1" maxOccurs="unbounded"
name="Folder" type="xs:string" />
            </xs:sequence>
          </xs:complexType>
        </xs:element>
        <xs:element minOccurs="0" name="MaxFolders" type="xs:integer" />
        <xs:element minOccurs="0" name="HeartbeatInterval" type="xs:integer" />
      </xs:choice>
    </xs:complexType>
  </xs:element>
</xs:schema>
```

</xs:schema>

2.2.1.11.2.1 Folder

The <Folder> element contains the <Id> and <Class> elements in the **Ping** command request, which identifies the folder and folder type to be monitored by the client. The <Folder> element is also returned by the server with the <Status> element, where the element identifies the folder that is being described by the returned status code.

Parent elements	Child elements	Data type	Number allowed
<Folders>	<Id> (request only) <Class> (request only) None (response only)	Container (request only) String (response only)	1...N (optional)

2.2.1.11.2.2 Folders

The <Folders> element serves as a container for the <Folder> element.

Parent elements	Child elements	Data type	Number allowed
<Ping>	<Folder>	Container	0...1 (optional)

2.2.1.11.2.3 HeartbeatInterval

The <HeartbeatInterval> element specifies the length of time, in seconds, that the server SHOULD wait before notifying the client of changes in a folder on the server. The <HeartbeatInterval> element is also returned by the server with a status code of 5 and specifies either the minimum or maximum interval that is allowed when the client has requested a heartbeat interval that is outside the acceptable range.

Parent elements	Child elements	Data type	Number allowed
<Ping>	None	Integer	Request- 1 (Required in first request only) Response- 0...1 (optional)

The <HeartbeatInterval> element is only required in the first **Ping** command request from a device by a given user. The server then caches the heartbeat interval value so that in later requests the <HeartbeatInterval> element is necessary only if the client is changing the interval.

2.2.1.11.2.4 MaxFolders

The <MaxFolders> element specifies the maximum number of folders that can be monitored.

Parent elements	Child elements	Data type	Number allowed
<Ping> (response only)	None	Integer	0...1 (optional)

The <MaxFolders> element is returned in a response with a status code of 6.

2.2.1.11.2.5 Ping

The <Ping> element is the top-level element in the XML document. It identifies the body of the HTTP **POST** as containing a **Ping** command.

Parent elements	Child elements	Data type	Number allowed
None	<Folders> <HeartbeatInterval> <MaxFolders> (response only) <Status> (response only)	Container	1 (required)

The <Ping> element can also include one or more explicit namespace attributes.

2.2.1.11.2.6 Status

The <Status> element indicates the success or failure of the **Ping** command request. If the command failed, the <Status> element contains a code that indicates the type of failure. Certain status codes have additional information that is included in the response.

Parent elements	Child elements	Data type	Number allowed
<Ping> (response only)	None	Unsigned byte	1 (required)

The following table lists the <Status> codes for the **Ping** command. For information about the scope of the <Status> value and for <Status> values common to all ActiveSync commands, see section [2.2.2](#).

Value	Meaning	Cause	Scope	Resolution
1	The heartbeat interval expired before any changes occurred in the folders being monitored.		Global	Reissue the Ping command request.
2	Changes occurred in at least one of the monitored folders. The response specifies the changed folders.		Global	Issue a Sync request for each folder that was specified in the Ping command response to retrieve the server changes. Reissue the Ping command when the Sync command completes to stay up to date..
3	The Ping command request omitted required parameters.	The Ping command request did not specify all the necessary parameters. The client MUST issue a Ping request that includes both the heartbeat interval and the folder list at least once. The server saves the heartbeat interval value (2.2.1.11.1.4), so only the	Global	Reissue the Ping command request with the entire XML body.

Value	Meaning	Cause	Scope	Resolution
		folder list is required on subsequent requests.		
4	Syntax error in Ping command request.	Frequently caused by poorly formatted WBXML.	Global	Fix bug in client code.
5	The specified heartbeat interval is outside the allowed range. For intervals that were too short, the response contains the shortest allowed interval. For intervals that were too long, the response contains the longest allowed interval.	The client sent a Ping command request with a heartbeat interval that was either too long or too short.	Global	Reissue the Ping command by using a heartbeat interval inside the allowed range. Setting the interval to the value returned in the Ping response will most closely accommodate the original value specified.
6	The Ping command request specified more than the allowed number of folders to monitor. The response indicates the allowed number in the <MaxFolders> element.	The client sent a Ping command request that specified more folders than the server is configured to monitor.	Global	Direct the user to select fewer folders to monitor. Resend the Ping command request with the new, shorter list.
7	Folder hierarchy sync required.	The folder hierarchy is out of date; a folder hierarchy sync is required	Global	Issue a FolderSync command to get the new hierarchy and prompt the user, if it is necessary, for new folders to monitor. Reissue the Ping command.
8	An error occurred on the server.	Server misconfiguration, temporary system issue, or bad item. This is frequently a transient condition.	Global	Retry.

2.2.1.12 Provision

The **Provision** command enables client devices to request from the server the security policy settings that the administrator sets, such as the minimum personal identification number (PIN) password length requirement. The **Provision** command is specified in [\[MS-ASPROV\]](#).

2.2.1.13 ResolveRecipients

The **ResolveRecipients** command is used by clients to resolve a list of supplied recipients, to retrieve their **free/busy** information, and, optionally, to retrieve their S/MIME certificates so that clients can send encrypted S/MIME e-mail messages. [<20>](#)

2.2.1.13.1 Request

The following code shows the XSD for the **ResolveRecipients** command request.

```

<?xml version="1.0" encoding="utf-8"?>
<xs:schema
    xmlns:tns="ResolveRecipients:"
    attributeFormDefault="unqualified"
    elementFormDefault="qualified"
    targetNamespace="ResolveRecipients:"
    xmlns:xs="http://www.w3.org/2001/XMLSchema">

    <xs:element name="ResolveRecipients">
        <xs:complexType>
            <xs:choice minOccurs="1" maxOccurs="unbounded">
                <xs:element name="To" minOccurs="1" maxOccurs="1000">
                    <xs:simpleType>
                        <xs:restriction base="xs:string">
                            <xs:maxLength value="256"/>
                        </xs:restriction>
                    </xs:simpleType>
                </xs:element>
                <xs:element name="Options" minOccurs="0" maxOccurs="1">
                    <xs:complexType>
                        <xs:all minOccurs="1" maxOccurs="1">
                            <xs:element name="CertificateRetrieval" minOccurs="0" maxOccurs="1">
                                <xs:simpleType>
                                    <xs:restriction base="xs:integer">
                                        <xs:minInclusive value="1"/>
                                        <xs:maxInclusive value="3"/>
                                    </xs:restriction>
                                </xs:simpleType>
                            </xs:element>
                            <xs:element name="MaxCertificates" minOccurs="0" maxOccurs="1">
                                <xs:simpleType>
                                    <xs:restriction base="xs:integer">
                                        <xs:minInclusive value="0"/>
                                        <xs:maxInclusive value="9999"/>
                                    </xs:restriction>
                                </xs:simpleType>
                            </xs:element>
                            <xs:element name="MaxAmbiguousRecipients" minOccurs="0" maxOccurs="1">
                                <xs:simpleType>
                                    <xs:restriction base="xs:integer">
                                        <xs:minInclusive value="0"/>
                                        <xs:maxInclusive value="9999"/>
                                    </xs:restriction>
                                </xs:simpleType>
                            </xs:element>
                            <xs:element name="Availability" minOccurs="0" maxOccurs="1">
                                <xs:complexType>
                                    <xs:all>
                                        <xs:element name="StartTime" type="xs:string" />
                                        <xs:element name="EndTime" type="xs:string" minOccurs="0" />
                                    </xs:all>
                                </xs:complexType>
                            </xs:element>
                            <xs:element name="Picture" minOccurs="0" maxOccurs="1">
                                <xs:complexType>
                                    <xs:all>
                                        <xs:element name="MaxSize" type="xs:unsignedInt" minOccurs="0"
maxOccurs="1" />

```



```

        <xs:element name="MaxPictures" type="xs:unsignedInt" minOccurs="0"
maxOccurs="1" />
    </xs:all>
</xs:complexType>
</xs:element>
</xs:all>
</xs:complexType>
</xs:element>
</xs:choice>
</xs:complexType>
</xs:element>
</xs:schema>

```

2.2.1.13.1.1 CertificateRetrieval

The <CertificateRetrieval> element specifies whether S/MIME certificates SHOULD be returned by the server for each resolved recipient.

Parent elements	Child elements	Data type	Number allowed
<Options> (request only)	None	Integer	0...1 (optional)

The following table shows valid values for the <CertificateRetrieval>.

Value	Meaning
1	Do not retrieve certificates for the recipient (default).
2	Retrieve the full certificate for each resolved recipient.
3	Retrieve the mini certificate for each resolved recipient.

2.2.1.13.1.2 MaxAmbiguousRecipients

The <MaxAmbiguousRecipients> element limits the number of suggestions that are returned for each ambiguous recipient node in the response.

Parent elements	Child elements	Data type	Number allowed
<Options> (request only)	None	Integer	0...1

The value of <MaxAmbiguousRecipients> is limited to a range of 0–9999. Each ambiguous recipient node receives only this many suggestions and no more. The recipient count, returned in the <RecipientCount> element, can be used by the client to determine the total number of suggestions available for that recipient.

2.2.1.13.1.3 Options

The <Options> element contains the options for resolving the list of recipients.

Parent elements	Child elements	Data type	Number allowed
<ResolveRecipients> (request only)	<CertificateRetrieval> (request only) <MaxCertificates> (request only) <MaxAmbiguousRecipients> (request only) <Availability> (request only)	Container	0...1 (optional)

2.2.1.13.1.4 MaxCertificates

The <MaxCertificates> element limits the total number of certificates that is returned by the server.

Parent elements	Child elements	Data type	Number allowed
<Options> (request only)	None	<Integer>	0...1

The value of <MaxCertificates> is limited to a range of 0–9999. This limit ensures that no individual recipient receives an incomplete set of certificates. If the <MaxCertificates> limit is reached while enumerating certificates for an **address list**, that address list won't get back any certificates and a <Status> value of 8 is returned. The client can then use the certificate count returned to determine the number of certificates that are available for that recipient node.

2.2.1.13.1.5 ResolveRecipients

The <ResolveRecipients> element is the top-level element in the XML document. It identifies the body of the HTTP **POST** as containing a **ResolveRecipients** command.

Parent elements	Child elements	Data type	Number allowed
None	<To> (request only) <Options> (request only) <Status> (response only) <Response> (response only)	Container	1 (required)

The <ResolveRecipients> element can also include one or more explicit namespace attributes.

2.2.1.13.1.6 To

The <To> element specifies one or more recipients to be resolved. The <To> element is also an **ambiguous name resolution (ANR)** search field.

Parent elements	Child elements	Data type	Number allowed
<ResolveRecipients> (request only) <Response> (response only)	None	String , limited to 256 characters.	1...1000 (required)

The server attempts to match the <To> value specified in the request to common directory service user attributes, and then return the matches. The <To> element(s) that are returned in the response corresponds directly to the <To> element(s) that are specified in the request. [<21>](#)

If the <To> element specifies an ambiguous name and the <Availability> element is included in the request, the response will not include free/busy data for that user. The Availability element is only included when <To> includes a valid SMTP address or name that resolves to a unique individual on the server.

If the **ResolveRecipients** command request includes the <Availability> element, a maximum of 100 <To> elements containing SMTP addresses can be included in the request. If more than 100 SMTP addresses are included in the request, <Status> value 160 is returned in the response.

If the **ResolveRecipients** command request includes the <Availability> element and the <To> element specifies a distribution group, then the availability data is returned as a single string that merges the data for the individual members of the distribution group. If the distribution group contains more than 20 members, a <Status> value of 161 is returned in the response indicating that the merged free busy information of such a large distribution group is not useful. For more information about the <Status> element, see section [2.2.1.13.2.11](#).

2.2.1.13.1.7 Availability

The <Availability> element indicates to the server that free/busy data is being requested by the client. The <Availability> element identifies the start time and end time of the free/busy data to retrieve. [<22>](#)

Parent elements	Child elements	Data type	Number allowed
<Options> (request only) <Response> (response only)	<StartTime> (request only) <EndTime> (request only) <Status> (response only) <MergedFreeBusy> (response only)	Container	0...1 (optional)

When the <Availability> element is included in a **ResolveRecipients** request, the server retrieves free/busy information for the users identified in the <To> elements included in the request, and returns the free busy information in the <MergedFreeBusy> element in the response. If the <Availability> element is included in the **ResolveRecipients** request, the request must also include a valid <StartTime> and <EndTime>. When the server parses the request, the server first resolves the recipients identified by the <To> elements, and then determines the users free/busy information for the specified time span, before returning the free/busy data in the <MergedFreeBusy> element.

2.2.1.13.1.8 StartTime

The <StartTime> element identifies the start of the span of free/busy time requested by the client. [<23>](#)

Parent elements	Child elements	Data type	Number allowed
<Availability> (request only)	None	DateTime	1...1 (required)

If the <Availability> element is included in the request, the request **MUST** also include the <StartTime> and <EndTime> elements.

If the client sends an invalid <StartTime> value, then the server returns a <Status> value of 5 for the **ResolveRecipients** command.

2.2.1.13.1.9 EndTime

The <EndTime> element identifies the end of the span of free/busy time requested by the client. [<24>](#)

Parent elements	Child elements	Data type	Number allowed
<Availability> (request only)	None	DateTime	1...1 (required)

If the **Availability** element is included in the request, the request MUST also include the <StartTime> and <EndTime> elements.

If the client sends an invalid <EndTime> value, then the server returns a <Status> value of 5 for the **ResolveRecipients** command.

If the <EndTime> value specified in the request is smaller than the <StartTime> value plus 30 minutes, or the duration spanned by the <StartTime> and the <EndTime> is greater than 42 days, then the server returns a <Status> value of 5 for the **ResolveRecipients** command.

2.2.1.13.1.10 Picture

The inclusion of the <Picture> element [<25>](#) in a **ResolveRecipients** command request identifies that the client is requesting that contact photos be returned in the **ResolveRecipients** command response.

Parent elements	Child elements	Data type	Number allowed
<Options> (request only) <Properties> (response only)	<MaxSize> (request only) <MaxPictures> (request only) <Status> (response only) <Data> (response only)	Container (request or response) Empty (request only)	0...1 (optional)

2.2.1.13.1.11 MaxSize

The <MaxSize> element [<26>](#) limits the size of contact photos returned in the **ResolveRecipients** response.

Parent elements	Child elements	Data type	Number allowed
<Picture>	None	Integer	0...1 (optional)

The maximum value of the <MaxSize> element is 100 KB or 102400 bytes.

The <MaxSize> element specifies the maximum size of an individual contact photo that is returned in the response, in bytes. The <MaxPictures> element specifies the maximum number of contact photos to return.

2.2.1.13.1.12 MaxPictures

The <MaxPictures> element [<27>](#) limits the number of contact photos returned in a **ResolveRecipients** response.

Parent elements	Child elements	Data type	Number allowed
<Picture>	None	Integer	0.....1 (optional)

The server returns the first N results that have contact photos, where N is the value of the <MaxPictures> element. After the <MaxPictures> limit is reached, the server returns <Status> value 173 (NoPicture) if the contact has no photo, or <Status> value 175 (PictureLimitReached) if the contact has a photo but the <MaxPictures> limit was reached.

Note that the <MaxPictures> element identifies the number of contact photos returned per query. Therefore, if the client includes three recipients to resolve and sets <MaxPictures> to 3, a maximum of 9 contact photos can be returned.

2.2.1.13.2 Response

The following code shows the XSD for the **ResolveRecipients** command response.

```
<?xml version="1.0" ?>
<xs:schema xmlns:tns="ResolveRecipients:" attributeFormDefault="unqualified"
elementFormDefault="qualified"
targetNamespace="ResolveRecipients:" xmlns:xs="http://www.w3.org/2001/XMLSchema">
<xs:element name="ResolveRecipients">
  <xs:complexType>
    <xs:choice>
      <xs:element minOccurs="1" name="Status" type="xs:unsignedByte" />
      <xs:element minOccurs="0" maxOccurs="1" name="Response">
        <xs:complexType>
          <xs:sequence>
            <xs:element minOccurs="1" maxOccurs="1" name="To">
              <xs:simpleType>
                <xs:restriction base="xs:string">
                  <xs:maxLength value="256"/>
                </xs:restriction>
              </xs:simpleType>
            </xs:element>
            <xs:element minOccurs="1" maxOccurs="1" name="Status" type="xs:string"/>
            <xs:element minOccurs="1" maxOccurs="1" name="RecipientCount"
type="xs:integer"/>
            <xs:element minOccurs="1" maxOccurs="unbounded" name="Recipient">
              <xs:complexType>
                <xs:sequence>
                  <xs:element minOccurs="1" maxOccurs="1" name="Type"
type="xs:unsignedByte"/>
                  <xs:element minOccurs="1" maxOccurs="1" name="DisplayName"
type="xs:string"/>
                  <xs:element minOccurs="1" maxOccurs="1" name="EmailAddress"
type="xs:string"/>
                  <xs:element minOccurs="0" maxOccurs="unbounded" name="Certificates">
                    <xs:complexType>
                      <xs:sequence>
                        <xs:element minOccurs="1" maxOccurs="1" name="Status"
type="xs:unsignedByte"/>
                        <xs:element minOccurs="1" maxOccurs="1" name="CertificateCount"
type="xs:integer"/>
                        <xs:element minOccurs="1" maxOccurs="1" name="RecipientCount"
type="xs:integer"/>
                        <xs:element minOccurs="0" maxOccurs="unbounded" name="Certificate"
type="xs:string"/>
                      </xs:sequence>
                    </xs:complexType>
                  </xs:element>
                </xs:sequence>
              </xs:complexType>
            </xs:element>
          </xs:sequence>
        </xs:complexType>
      </xs:element>
    </xs:choice>
  </xs:complexType>
</xs:element>
```

```

        <xs:element minOccurs="0" maxOccurs="1" name="MiniCertificate"
type="xs:string"/>
    </xs:sequence>
</xs:complexType>
</xs:element>
<xs:element minOccurs="0" maxOccurs="unbounded" name="Pictures">
    <xs:complexType>
    <xs:all>
        <xs:element minOccurs="1" maxOccurs="1" name="Status"
type="xs:string"/>
        <xs:element minOccurs="1" maxOccurs="1" name="Data"
type="xs:string"/>
    </xs:all>
    </xs:complexType>
</xs:element>
</xs:sequence>
</xs:complexType>
</xs:element>
</xs:sequence>
</xs:complexType>
</xs:element>
</xs:choice>
</xs:complexType>
</xs:element>
</xs:schema>

```

2.2.1.13.2.1 Certificate

The <Certificate> element contains the Base64-encoded X509 certificate BLOB.

Parent elements	Child elements	Data type	Number allowed
<Certificates> (response only)	None	String (Base64-encoded)	0...N

This element is returned by the server only if the client specified a value of 2 in the <CertificateRetrieval> element in the request.

2.2.1.13.2.2 CertificateCount

The <CertificateCount> element specifies the number of valid certificates that were found for the recipient.

Parent elements	Child elements	Data type	Number allowed
<Certificates> (response only)	None	Integer	1 per <Certificates> parent element

If a status code of 8 is returned with the <Certificates> element, the <CertificateCount> element specifies the number of recipient certificates that was not returned.

2.2.1.13.2.3 Certificates

The <Certificates> element contains information about the certificates for a recipient.

Parent elements	Child elements	Data type	Number allowed
<Recipient> (response only)	<Status> (response only) <CertificateCount> (response only) <RecipientCount> (response only) <MiniCertificate> (response only) <Certificate> (response only)	Container	0...N

2.2.1.13.2.4 DisplayName

The <DisplayName> element contains the display name of the recipient.

Parent elements	Child elements	Data type	Number allowed
<Recipient> (response only)	None	String	1 per <Recipient> parent element

2.2.1.13.2.5 EmailAddress

The <EmailAddress> element contains the e-mail address, in SMTP format, of the recipient.

Parent elements	Child elements	Data type	Number allowed
<Recipient> (response only)	None	String	1 per <Recipient> parent element

2.2.1.13.2.6 MiniCertificate

The <MiniCertificate> element contains the Base64-encoded mini-certificate BLOB.

Parent elements	Child elements	Data type	Number allowed
<Certificates> (response only)	None	String (Base64-encoded)	0...1 per <Certificates> parent element

This element is returned only if the client specified a value of 3 in the <CertificateRetrieval> element in the request.

2.2.1.13.2.7 Recipient

The <Recipient> element represents a single recipient that has been resolved.

Parent elements	Child elements	Data type	Number allowed
<Response> (response only)	<Type> (response only) <DisplayName> (response only) <EmailAddress> (response only) <Certificates> (response only)	Container	0...N

One or more <Recipient> elements are returned to the client in a <Response> element by the server if the <To> element specified in the request was either resolved to a **distribution list** or found to be ambiguous. The status code returned in the <Response> element can be used to

determine if the recipient was found to be ambiguous. The recipient would be a suggested match if the recipient specified in the request was found to be ambiguous.

A <Certificates> element is returned as a child of <Recipient> if the client requested certificates to be returned in the response.

2.2.1.13.2.8 RecipientCount

The <RecipientCount> element specifies the number of recipients that are returned in the **ResolveRecipients** command response or the count of members belonging to a distribution list.

Parent elements	Child elements	Data type	Number allowed
<Response> (response only) <Certificates> (response only)	None	Integer	1...1 (required)

As a child of the <Response> element, the recipient count specifies the number of recipients that are returned in the **ResolveRecipients** command response. As a child of the <Certificates> element, the <RecipientCount> specifies the number of members belonging to a distribution list.

When returned in the <Certificates> element, the <RecipientCount> can be used to determine whether all recipients belonging to a distribution list have valid certificates by comparing values of the <CertificateCount> and <RecipientCount> elements.

2.2.1.13.2.9 ResolveRecipients

The <ResolveRecipients> element is the top-level element in the XML document. It identifies the body of the HTTP **POST** as containing a **ResolveRecipients** command.

Parent elements	Child elements	Data type	Number allowed
None	<To> (request only) <Options> (request only) <Status> (response only) <Response> (response only)	Container	1 (required)

The <ResolveRecipients> element can also include one or more explicit namespace attributes.

2.2.1.13.2.10 Response

The <Response> element contains information as to whether the recipient was resolved; if the recipient was resolved, the element also contains the type of recipient, the e-mail address that the recipient resolved to, and, optionally, the S/MIME certificate for the recipient.

Parent elements	Child elements	Data type	Number allowed
<ResolveRecipients> (response only)	<To> (response only) <Status> (response only) <RecipientCount> (response only) <Recipient> (response only)	Container	0...1 (optional)

2.2.1.13.2.11 Status

The <Status> element provides the status of the response. The meaning of the returned status code depends on whether the <Status> element was returned as a child of the <ResolveRecipients> element, the <Response> element, or the <Certificates> element. For information about <Status> values common to all ActiveSync commands, see section [2.2.2](#).

Parent elements	Child elements	Data type	Number allowed
<ResolveRecipients> (response only) <Response> (response only) <Certificates> (response only) <Availability> (response only) <Picture> (response only)	None	Unsigned byte	1 per <ResolveRecipients>, <Certificates>, <Availability> parent element

The following table shows valid values for the <Status> element when it is returned as a child of the <ResolveRecipients> element.

Value	Meaning
1	Success.
5	Protocol error. Either an invalid parameter was specified or the range exceeded limits.
6	An error occurred on the server. The client SHOULD retry the request.

The following table shows valid values for the <Status> element when it is returned as a child of the <Response> element.

Value	Meaning
1	The recipient was resolved successfully. For more details about the <Recipient> element, see section 2.2.1.13.2.7 .
2	The recipient was found to be ambiguous. The returned list of recipients are suggestions. No certificate nodes were returned. Prompt the user to select the intended recipient from the list returned.
3	The recipient was found to be ambiguous. The returned list is a partial list of suggestions. The total count of recipients can be obtained from the <RecipientCount> element. No certificate nodes were returned. Prompt the user to select the intended recipient from the list returned or to get more recipients.
4	The recipient did not resolve to any contact or GAL entry. No certificates were returned. Inform the user of the error and direct the user to check the spelling.

The following table shows valid values for the <Status> element when it is returned as a child of the <Certificates> element.

Value	Meaning
1	One or more certificates were successfully returned.
7	The recipient does not have a valid S/MIME certificate. No certificates were returned.
8	The global certificate limit was reached and the recipient's certificate could not be returned. The count certificates not returned can be obtained from the <CertificateCount> element. Retry with fewer recipients if possible, otherwise prompt the user.

The following table shows valid values for the <Status> element when it is returned as a child of the <Availability> element. [28](#)

Value	Meaning
1	Free/busy data was successfully retrieved for a given recipient. This value does not indicate that the response is complete.
160	There were more than 100 recipients identified by the <To> elements in the ResolveRecipient request.
161	The distribution group identified by the <To> element of the ResolveRecipient request included more than 20 recipients.
162	The free/busy data could not be retrieved by the server due to a temporary failure. The client SHOULD reissue the request. This error is caused by a timeout value being reached while requesting free/busy data for some users, but not others.
163	Free/busy data could not be retrieved from the server for a given recipient. Clients SHOULD NOT reissue the request as it is caused by a lack of permission to retrieve the data.

The following table shows valid values for the <Status> element when it is returned as a child of the <Picture> element. [29](#)

Value	Meaning
1	The contact photo was retrieved successfully.
173	The user does not have a contact photo.
174	The contact photo exceeded the size limit set by the <MaxSize> element (section 2.2.1.13.1.11).
175	The number of contact photos returned exceeded the size limit set by the <MaxPictures> element (section 2.2.1.13.1.12).

2.2.1.13.2.12 To

The <To> element specifies a recipient to be resolved and is an ANR search field.

Parent elements	Child elements	Data type	Number allowed
<ResolveRecipients> (request only) <Response> (response only)	None	String , limited to 256 characters.	1...1 (required)

The server attempts to match the <To> value specified in a request to common directory service user attributes, and then return the matches. The <To> element(s) that are returned in the response correspond directly to the <To> element(s) that are specified in the request. [<30>](#)

If the request message includes the <Availability> element and includes a <To> element for an ambiguous user, the response does not include a <MergedFreeBusy> element for that user. Only users or distribution lists specified with valid SMTP addresses or a uniquely identifiable string in the request message <To> element have <MergedFreeBusy> elements included in the response.

2.2.1.13.2.13 Type

The <Type> element indicates the type of recipient, either a contact entry (2) or a GAL entry (1).

Parent elements	Child elements	Data type	Number allowed
<Recipient> (response only)	None	Unsigned byte	1...1 (required)

2.2.1.13.2.14 Availability

The <Availability> element returns the status and free/busy data of the users or distribution lists identified in the request for the time identified by the <StartTime> and <EndTime> elements. [<31>](#)

Parent elements	Child elements	Data type	Number allowed
<Options> (request only) <Response> (response only)	<StartTime> (request only) <EndTime> (request only) <Status> (response only) <MergedFreeBusy> (response only)	Container	0...1 (optional)

2.2.1.13.2.15 MergedFreeBusy

The <MergedFreeBusy> element contains a string that identifies the free/busy information for the users or distribution list identified in the request. [<32>](#)

Parent elements	Child elements	Data type	Number allowed
<Availability> (response only)	None	String	0...1 (optional)

The <MergedFreeBusy> string has a maximum length of 32KB. To retrieve more than 32KB of availability data, the client MUST issue a new request with the appropriate start time and end time.

Each digit in the <MergedFreeBusy> string indicates the free/busy status for the user or distribution list for every 30 minute interval. The following table lists the valid values:

Digit	Availability
0	Free
1	Tentative
2	Busy
3	Out of Office (OOF)

Digit	Availability
4	No data

A string value of "32201" would represent that this user or group of users is out of the office for the first 30 minutes, busy for the next hour, free for 30 minutes, and then has a tentative meeting for the last 30 minutes. If the user or group of users have a change in availability that lasts less than the interval value of 30 minutes, the availability value with the higher digit value is assigned to the whole interval period. For example, if a user has a 25 minutes of free time (value 0) followed by 5 minutes of busy time (value 2), the 30 minute interval is assigned a value of 2 in the server response.

The server determines the number of digits to include in the <MergedFreeBusy> element by dividing the time interval specified by <StartTime> and <EndTime> by 30 minutes, and rounding the result up to the next integer. If a zero digit value is calculated, the result is not rounded up to 1.

The <MergedFreeBusy> string is populated from the <StartTime> onwards, therefore the last digit represents between a millisecond and 30 minutes. A query for data from 13:00:00 to 13:30:00 returns a single digit but a query from 12:59:59 to 13:30:00 or 13:00:00 to 13:30:01 returns two digits.

Any appointment that ends inside a second of the interval requested shall impact the digit representing that timeframe. For example, given a calendar that contains a 5 minute OOF appointment from 12:00 to 12:05, and is free the rest of the day, queries would result in the following:

- If a query is made for 12:00:00 to 13:00:00, the result is "30", where each digit represents exactly 30 minutes.
- If a query is made for 12:04:59 to 13:00:00, the result is "30", where the "0" maps to 12:34:59 to 13:00:00.
- If a query is made for 12:05:00 to 13:00:00, the result is "00" where the second 0 maps the last 25 minutes of the interval.

The client **MUST** consider daylight saving time transitions and may need to add or remove time intervals from the <MergedFreeBusy> string, as there are days that have more or less than 24 hours.

If the **Availability** element is included in the response, the response **MUST** also include the <Status> element. The <MergedFreeBusy> element is also included if the <Status> value indicates success.

2.2.1.13.2.16 Picture

The <Picture> element [<33>](#) contains the data related to the contact photos.

Parent elements	Child elements	Data type	Number allowed
<Options> (request only) <Recipient> (response only)	<MaxSize> (request only) <MaxPictures> (request only) <Status> (response only) <Data> (response only)	Container (request or response) Empty (request only)	0...1 (optional)

2.2.1.13.2.17 Data

The <Data> element [<34>](#) contains the binary data of the contact photo.

Parent elements	Child elements	Data type	Number allowed
<Picture> (response only)	None	Byte array	0...1 (optional)

2.2.1.14 Search

The **Search** command is used to find entries in an **address book**, mailbox, or document library (UNC or Windows SharePoint Services).

The Accept-Language header in a **Search** command request is used to define the **locale** of the client so that the search is relevant. If the accept language is not specified, the search is conducted by using the server language.

Searching the Global Address List (GAL)

The **Search** command is used to find contacts and recipients in the GAL, and to retrieve information about them. When a search query matches more than one GAL entry, the **Search** command MUST return as many entries as requested, up to a total of 100 entries by default.

For each GAL entry that is found, the **Search** command returns all the non-empty properties that are indexed by the online ANR in the global catalog server—for example, e-mail **alias**, display name, first and last names, company name, and so on.

The client can optionally specify the maximum number of entries to retrieve in the **Search** command request by specifying the range. The server MUST return entries up to the number that is requested, and MUST also indicate the total number of entries that are found.

The text query string that is provided to the **Search** command is used in a prefix-string match. For example, if the client performs a **Search** with a <Query> element value of "Michael A.", the command returns the entries that contain the search string in any text field, such as "Michael Alexander", "Michael Allen". Because the **Search** command matches the <Query> element value against all ANR-indexed GAL text properties, the client can also search by e-mail address, company name, and so on.

The ANR system indexes the following properties:

- Display name
- Alias
- FirstName
- LastName
- EmailAddress

The **Search** command results are sorted by the server according to their ordering in the GAL (that is, by the display name property). Because of how the search results are sorted, the client could have to sort the results to display results in a relevant manner to users. For example, a search for "123" might return all GAL entries that have mailing addresses or e-mail addresses that begin with 123. The client can choose to display matching e-mail addresses before mailing addresses, if they know their users use e-mail addresses more frequently than mailing addresses, or mailing addresses before e-mail addresses if mailing addresses are used more frequently.

The <Range> option is a zero-based index specifier in the form of "m-n". For more details about the meaning of the <Range> values, see section [2.2.1.14.1.4](#). The **Search** command MUST NOT return more than 1,000 entries.

Searching Outside the GAL

Typical Usage

Essentially, search involves the following three phases:

1. The client issues a request for specific search results.
2. The client uses subsequent requests to retrieve more results by incrementing the range.
3. Any actions on the search results are carried out by using other protocol commands, such as **ItemOperations**, **SmartReply**, or **SmartForward**.

The following figure shows the typical usage of the **Search** command to retrieve successive result sets from the server and then perform some action based on those results (for example, retrieve the full **message body** for an e-mail search result).

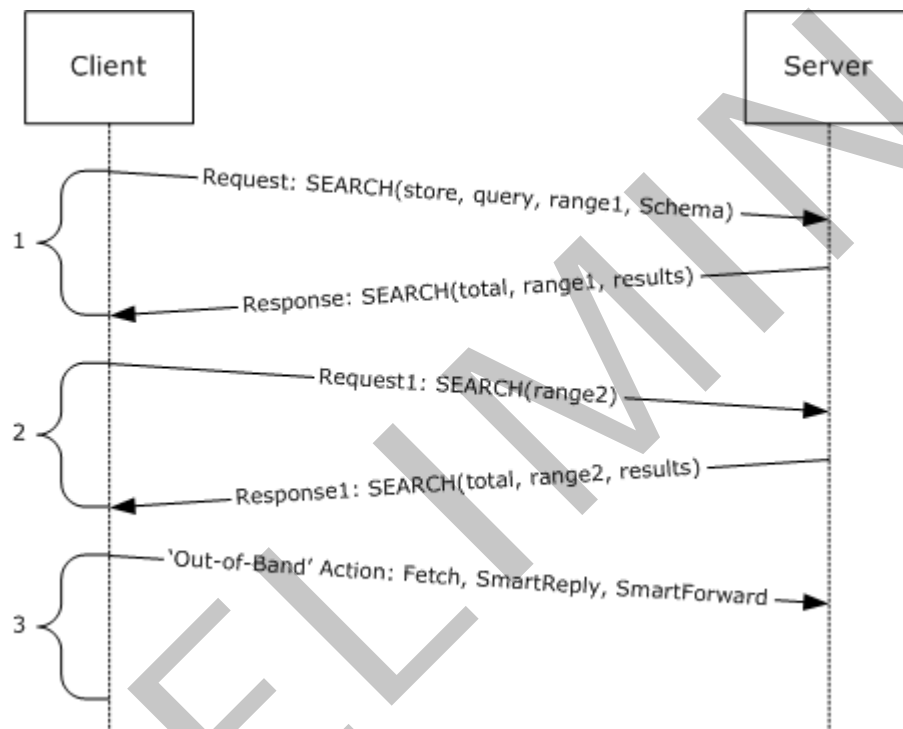


Figure 2: Search command process

2.2.1.14.1 Request

The following code shows the XSD for the **Search** command request.

The following **Search** command elements are specified in other documents:

- BodyPreference ([\[MS-ASAIRS\]](#) section 2.2.1.4)

- BodyPartPreference ([MS-ASAIRS] section 2.2.1.6)

```
<?xml version="1.0" encoding="utf-8"?>
<xs:schema
    id="Search"
    targetNamespace="Search:"
    xmlns:email="EMAIL:"
    xmlns:mstns="Search:"
    xmlns="Search:"
    xmlns:airSync="AirSync:"
    xmlns:airsyncbase="AirSyncBase:"
    xmlns:documentLibrary="DocumentLibrary:"
    xmlns:rightsmanagement="RightsManagement:"
    xmlns:xs="http://www.w3.org/2001/XMLSchema"
    attributeFormDefault="qualified"
    elementFormDefault="qualified">

    <xs:import namespace="DocumentLibrary:"/>
    <xs:import namespace="AirSync:"/>
    <xs:import namespace="AirSyncBase:"/>
    <xs:import namespace="EMAIL:"/>
    <xs:import namespace="RightsManagement:"/>

    <xs:element name="LongId">
        <xs:simpleType>
            <xs:restriction base="xs:string">
                <xs:minLength value="1"/>
                <xs:maxLength value="256"/>
            </xs:restriction>
        </xs:simpleType>
    </xs:element>
    <xs:complexType name="EmptyTag" />
    <xs:complexType name="queryType" mixed="true">
        <xs:sequence>
            <xs:choice maxOccurs="unbounded">
                <xs:element name="And" type="queryType" minOccurs="0" maxOccurs="1"/>
                <xs:element name="FreeText" type="xs:string" minOccurs="0" maxOccurs="1"/>
                <xs:element ref="airSync:Class" minOccurs="0" maxOccurs="unbounded"/>
                <xs:element ref="airSync:CollectionId" minOccurs="0" maxOccurs="unbounded"/>
                <xs:element name="ConversationId" type="xs:string" minOccurs="0"
maxOccurs="1"/>
                <xs:element name="EqualTo" minOccurs="0" maxOccurs="1">
                    <xs:complexType>
                        <xs:sequence>
                            <xs:element ref="documentLibrary:LinkId" minOccurs="1"
maxOccurs="1"/>
                            <xs:element minOccurs="1" name="Value">
                                <xs:simpleType>
                                    <xs:restriction base="xs:string">
                                        <xs:maxLength value="1024"/>
                                    </xs:restriction>
                                </xs:simpleType>
                            </xs:element>
                        </xs:sequence>
                    </xs:complexType>
                </xs:element>
                <xs:element name="GreaterThan" minOccurs="0" maxOccurs="1">
                    <xs:complexType>
                        <xs:sequence>
```

```

maxOccurs="1"/>
        <xs:element ref="email:DateReceived" minOccurs="1"
        <xs:element minOccurs="1" name="Value">
            <xs:simpleType>
                <xs:restriction base="xs:string">
                    <xs:maxLength value="1024"/>
                </xs:restriction>
            </xs:simpleType>
        </xs:element>
    </xs:sequence>
</xs:complexType>
</xs:element>
<xs:element name="LessThan" minOccurs="0" maxOccurs="1">
    <xs:complexType>
        <xs:sequence>
            <xs:element ref="email:DateReceived" minOccurs="1"
maxOccurs="1"/>
            <xs:element minOccurs="1" name="Value">
                <xs:simpleType>
                    <xs:restriction base="xs:string">
                        <xs:maxLength value="1024"/>
                    </xs:restriction>
                </xs:simpleType>
            </xs:element>
        </xs:sequence>
    </xs:complexType>
</xs:element>
</xs:choice>
</xs:sequence>
</xs:complexType>
<xs:element name="Search">
    <xs:complexType>
        <xs:choice maxOccurs="unbounded">
            <xs:element name="Store" minOccurs="1" maxOccurs="1">
                <xs:complexType>
                    <xs:all>
                        <xs:element name="Name">
                            <xs:simpleType>
                                <xs:restriction base="xs:string">
                                    <xs:minLength value="1"/>
                                    <xs:maxLength value="256"/>
                                </xs:restriction>
                            </xs:simpleType>
                        </xs:element>
                        <xs:element name="Query" minOccurs="1" type="queryType" />
                        <xs:element name="Options" minOccurs="0" maxOccurs="1">
                            <!-- Must differentiate between document library and Mailbox
options...!-->
                            <xs:complexType>
                                <xs:choice maxOccurs="unbounded">
                                    <xs:element ref="airSync:MIMESupport" minOccurs="0"
maxOccurs="1" />
                                    <xs:element ref="airsyncbase:BodyPreference"
minOccurs="0" maxOccurs="unbounded" />
                                    <xs:element ref="airsyncbase:BodyPartPreference"
minOccurs="0" maxOccurs="1" />
                                </xs:choice>
                                <xs:element
ref="rightsmanagement:RightsManagementSupport" minOccurs="0" maxOccurs="1" />
                                <xs:element name="Schema">

```



```

9]{1,3}"/>
</xs:restriction>
</xs:simpleType>
</xs:element>
<xs:element name="Range">
  <xs:simpleType>
    <xs:restriction base="xs:string">
      <xs:pattern value="[0-9]{1,3}-[0-9]{1,3}"/>
    </xs:restriction>
  </xs:simpleType>
</xs:element>
<xs:element name="UserName">
  <xs:simpleType>
    <xs:restriction base="xs:string">
      <xs:maxLength value="100" />
    </xs:restriction>
  </xs:simpleType>
</xs:element>
<xs:element name="Password">
  <xs:simpleType>
    <xs:restriction base="xs:string">
      <xs:maxLength value="100" />
    </xs:restriction>
  </xs:simpleType>
</xs:element>
<xs:element name="DeepTraversal" type="EmptyTag" />
<xs:element name="RebuildResults" type="EmptyTag" />
<xs:element name="Picture" minOccurs="0"
maxOccurs="1">
  <xs:complexType>
    <xs:all>
      <xs:element name="MaxSize"
type="xs:unsignedInt" minOccurs="0" maxOccurs="1" />
      <xs:element name="MaxPictures"
type="xs:unsignedInt" minOccurs="0" maxOccurs="1" />
    </xs:all>
  </xs:complexType>
</xs:element>
</xs:choice>
</xs:complexType>
</xs:element>
</xs:all>
</xs:complexType>
</xs:element>
</xs:choice>
</xs:complexType>
</xs:element>
</xs:schema>

```

2.2.1.14.1.1 Name

The <Name> element in the **Search** command request specifies which store to search.

Parent elements	Child elements	Data type	Number allowed
<Store> (request only)	None	String (up to 256 characters)	1...1 (required)

The <Search> element accepts the following values:

- Mailbox—The client specifies "Mailbox" when it intends to search the **message database**.
- Document Library—The client specifies "DocumentLibrary" when it intends to search a Windows SharePoint Services or UNC library.
- GAL – The client specifies "GAL" when it intends to search the Global Address List.

2.2.1.14.1.2 Query

The <Query> element specifies the keywords to use for matching the entries in the store that is being searched.

Parent elements	Child elements	Data type	Number allowed
<Store> (request only)	<And> (request only) <FreeText> (request only) <airsync:Class> (request only) <airsync:CollectionId> (request only) <ConversationId> (request only) <EqualTo> (request only) <GreaterThan> (request only) <LessThan> (request only)	Container	1...1 (Required, request only)

The value of the <Query> element is used as a prefix-string matching pattern, and returns entries that match the beginning of the string. For example, searching for "John" would match "John Frum" or "Barry Johnson", but would not match "James Littlejohn".

All nonempty ANR-indexed text properties in the GAL are compared with the <Query> element value. Search comparisons are performed by using case-insensitive matching.

For a Windows SharePoint Services document library search, the [MS-ASCMD] protocol supports queries of the following form: LinkId == value, where value specifies the URL of the item or folder and LinkId indicates that the value is to be compared to the link ID property.

For mailbox search, the query syntax is as follows:

- Folders can be specified in the following ways:
 - Specified ID
 - Specified folder and subfolders
 - All e-mail folders, including Draft, Inbox and subfolders, Outbox, and Sent Items
- The basic keyword query can be composed of the following:
 - The basic operator: <And>

- Date/Time filter specified by using the *GreaterThan* and *LessThan* operators
- <FreeText> elements that contain keywords

The basic keyword query is executed against all indexed properties.

2.2.1.14.1.3 Options

The <Options> element is a container for search options.

Parent elements	Child elements	Data type	Number allowed
<Store> (request only)	<airsync:MIMESupport> (request only) <airsyncbase:BodyPreference> (request only) <airsyncbase:BodyPartPreference> (request only) <rightsmanagement:RightsManagementSupport> (request only) <Schema> (request only) <Range> (request only) <UserName> (request only) <Password> (request only) <DeepTraversal> (request only) <RebuildResults> (request only) <Picture> (request only)	Container	0...1 (optional, request only)

The <UserName> and <Password> can only be sent in the request after receiving a status 14 (see section [2.2.1.14.2.7](#) for more details). The server requires these credentials to access the requested resources. The client **MUST** only send these over a secure or trusted connection, and only in response to a status 14. <UserName> and <Password> are defined as strings consisting of at most 100 characters.

The supported options vary according to the store that is being searched. The following table lists the valid options for each store.

Options	Store
<Range> <UserName> <Password> <Picture>	GAL
<Range> <Schema> <DeepTraversal> <RebuildResults> <airsyncbase:BodyPreference> <airsyncbase:BodyPartPreference> <rightsmanagement:RightsManagementSupport>	Mailbox
<Range>	Document Library

Options	Store
<UserName> <Password>	

2.2.1.14.1.4 Range

The <Range> element is used in both the request and response XML documents. In the request XML, the <Range> element specifies the maximum number of matching entries to return. In the response XML, the <Range> element specifies the number of matching entries that are being returned.

Parent elements	Child elements	Data type	Number allowed
<Options> (request) <Store> (response)	None	Zero-based range in the form m-n	0...1 (optional)

The <Range> element value specifies a number of entries, but indicates different things depending on whether the element is in the request or the response XML.

The format of the <Range> element value is in the form of a zero-based index specifier, formed with a zero, a hyphen, and another numeric value: "m-n." The m indicates the lowest index of a zero-based array that would hold the items. The n indicates the highest index of a zero-based array that would hold the items. For example, a <Range> element value of 0-9 indicates 10 items, and 0-10 indicates 11 items. A <Range> element value of 0-0 indicates 1 item.

If the request does not include a <Range> element, the default range of 0-99 is assumed and a maximum of 100 items could be returned.

In the request XML, the <Range> element value specifies the maximum number of entries to be returned to the client.

In the response XML, the <Range> element value specifies the actual number of entries that are returned in the response. The <Total> element in the response XML indicates an estimate of the total number of entries that matched the <Query> element value.

Search results are stored in a **search folder** on the server. This way, when a client comes back with the same query but a new row range, rows are pulled from the result set that is currently stored in the search folder. The entire result set does not have to be rebuilt.

2.2.1.14.1.5 Schema

The <Schema> element is a container for elements that specify the class of the item to search for.

Parent elements	Child elements	Data type	Number allowed
<Options> (request only)	<airsync:Class> (request only)	Container	0...1 (optional)

2.2.1.14.1.6 MIMESupport

The <MIMESupport> element is included in the <Options> element of a client **Search** command request to enable MIME support for e-mail items that are sent from the server to the client.

Parent elements	Child elements	Data type	Number allowed
<Options> (request only)	None	Integer	0...1 (optional)

The following table lists the valid values for the element.

Value	Meaning
0	Never send MIME data.
1	Send MIME data for S/MIME RFC3851 messages only. Send regular body (non S/MIME) data for all other messages.
2	Send MIME data for all messages. This flag could be used by clients to build a more rich and complete Inbox solution.

The **Search** response can include the S/MIME BLOB of a signed/encrypted message.

If the <MIMESupport> element is set to 1 or 2 in the **Search** request:

- The child of the <BodyPreference> element, the <Type> element, **SHOULD** be included in the **Search** request, containing a value of 4 to inform the server that the device can read the MIME BLOB.
- The response from the server **MUST** include the <Body> element, which is a child of the <Properties> element. The <Body> element is a complex element and **MUST** contain the following child nodes in an S/MIME search response:
 - The <Type> element with a value of 4 to inform the device that the data is a MIME BLOB.
 - The <EstimatedDataSize> element to specify the rough total size of the data.
 - The <Truncated> element to indicate whether the MIME BLOB is truncated.
 - The <Data> element that contains the full MIME BLOB.

For more details about the <Body> element or the <BodyPreference> element, see [\[MS-ASAIRS\]](#) section 2.2.1.3 or [2.2.1.4](#), respectively.

2.2.1.14.1.7 Search

The <Search> element is the top-level element in the XML **document** for the **Search** command. The element identifies the body of the HTTP **POST** as containing a **Search** command.

Parent elements	Child elements	Data type	Number allowed
None	<Store> (request only) <Status> (response only) <Response> (response only)	Container	1...1 (required)

2.2.1.14.1.8 Store

In the **Search** command request XML, the <Store> element is a container for elements that specify the location, string, and options for the search. In the **Search** command response XML, the

<Store> element contains the <Status>, <Result>, <Range>, and <Total> elements that contain the returned mailbox entries.

Parent elements	Child elements	Data type	Number allowed
<Search> (request only) <Response> (response only)	<Name> (request only) <Query> (request only) <Options> (request only) <Status> (response only) <Result> (response only) <Range> (response only) <Total> (response only)	Container	1...1 (required)

2.2.1.14.1.9 And

The <And> element is a container that specifies items on which to perform an AND operation.

Parent elements	Child elements	Data type	Number allowed
<Query> (request only)	<FreeText> (request only) <airsync:Class> (request only) <airsync:CollectionId> (request only) <GreaterThan> (request only) <LessThan> (request only)	Container	0...1 (Optional, request only)

If the <And> element is included as a child of any element other than <Query>, or if multiple <And> elements are included in the request, the server responds with a <Status> value of 8 (SearchTooComplex).

2.2.1.14.1.10 Class

The <Class> element specifies the classes that the client wants returned for a given collection. It is defined as an element in the AirSync namespace.

Parent elements	Child elements	Data type	Number allowed
<And> (request only) <Schema> (request only) <Result> (response only)	None	String	0...N (optional)

The valid <Class> element values are:

- Tasks
- Email
- Calendar
- Contacts
- Notes

- SMS [<35>](#)

The **Search** request can include one or more <Class> elements in the request to limit the type of data included in the **Search** response.

If one or more <Class> elements are not included in the **Search** request, the server will return all supported classes.

If the <Class> element is included as a child of any element other than the <And> element, the server responds with a <Status> value of 8 (SearchTooComplex).

2.2.1.14.1.11 DeepTraversal

The <DeepTraversal> element indicates that the client wants the server to search all subfolders for the folders that are specified in the query.

Parent elements	Child elements	Data type	Number allowed
<Options> (request only)	None	Empty tag	0...1 (optional)

The <DeepTraversal> element is an empty tag element, meaning it has no value or data type. It is distinguished only by the presence or absence of the <DeepTraversal/> tag.

If the <DeepTraversal> element is not present, the subfolders are not searched.

2.2.1.14.1.12 EqualTo

The <EqualTo> element is a container that specifies a property and a value that are compared for equality during a search.

Parent elements	Child elements	Data type	Number allowed
<Query> (request only)	<LinkId> (request only) <Value> (request only)	Container	0...1 (optional, Request only)

The <Query> element is only supported as a parent element in a document library search.

The comparison is made between the value of the <Value> element and the <LinkId> element.

2.2.1.14.1.13 GreaterThan

The <GreaterThan> element is a container that specifies a property and a value that are compared for a "greater than" condition during a search.

Parent elements	Child elements	Data type	Number allowed
<And> (request only) <>	<DateReceived> (request only) <Value> (request only)	Container	0...1 (optional, Request only)

The <GreaterThan> element is supported only in mailbox searches. It is not supported for document library searches. The comparison is made between the value of the <Value> element and the date that a mailbox item was received. The <DateReceived> element **MUST** be present before the <Value> element.

Typically, this element is used to filter results by the date on which they were received so that the date received is greater than the specified value.

If the <GreaterThan> element is included as a child of any element other than <And>, the server responds with a <Status> value of 8 (SearchTooComplex).

2.2.1.14.1.14 LessThan

The <LessThan> element is a container that specifies a property and a value that are compared for a "less than" condition during a search.

Parent elements	Child elements	Data type	Number allowed
<And> (request only)	<DateReceived> (request only) <Value> (request only)	Container	0...1 (Optional, request only)

The <LessThan> element is supported only in mailbox searches. It is not supported for document library searches. The comparison is made between the value of the <Value> element and the date that a mailbox item was received. The <DateReceived> element MUST be present before the <Value> element.

Typically, this element is used to filter results by the date on which they were received so that the date received is less than the specified value.

If the <LessThan> element is included as a child of any element other than <And>, the server responds with a <Status> value of 8 (SearchTooComplex).

2.2.1.14.1.15 Value

The <Value> element specifies the value that is to be used in a comparison.

Parent elements	Child elements	Data type	Number allowed
<EqualTo> (request only) <GreaterThan> (request only) <LessThan> (request only)	None	<String> (1,024 bytes maximum length)	0...1 (Optional, request only)

The <Value> element is used in the query together with an element that specifies the name of a property. The value that is specified by the <Value> element is compared with the value of the specified property.

2.2.1.14.1.16 FreeText

The <FreeText> element specifies a string for which to search.

Parent elements	Child elements	Data type	Number allowed
<And> (request only)	None	String	0...1 (Optional, request only)

If the <FreeText> element is included as a child of any element other than the <And> element, the server responds with a <Status> value of 8 (SearchTooComplex).

2.2.1.14.1.17 CollectionId

The <CollectionId> element specifies the folder in which to search.

Parent elements	Child elements	Data type	Number allowed
<And> (request only)	None	String	0...N (optional, Request only)

Multiple folders can be specified by including multiple <CollectionId> elements.

If the <DeepTraversal> element is present, it applies to all folders under each <CollectionId>.

If the <CollectionId> element is included as a child of any element other than <And>, the server responds with a <Status> value of 8 (SearchTooComplex).

2.2.1.14.1.18 ConversationId

The <ConversationId> element specifies the conversation for which to search. [<36>](#) The value is a **GUID**. For details, see [\[MS-ASCON\]](#).

Parent elements	Child elements	Data type	Number allowed
<And> (request only)	None	String	0...1 (optional)

If the <ConversationId> element is included as a child of any element other than <And>, the server responds with a <Status> value of 8 (SearchTooComplex).

2.2.1.14.1.19 RebuildResults

The <RebuildResults> element is used within the **Search** request to force the server to rebuild the search folder that corresponds to a given query.

Parent elements	Child elements	Data type	Number allowed
<Options> (request)	None	Empty tag	0...1 (optional)

The <RebuildResults> element is an empty tag element, meaning it has no value or data type. It is distinguished only by the presence or absence of the <RebuildResults/> tag.

The search results (that is, the result set) are stored in a search folder on the server. This way, when a client comes back with the same query but a new row range, rows are pulled from the result set that is currently stored in the search folder. The entire result set does not have to be rebuilt.

The search folder remains unchanged until the client does one of the following to update the result set:

- Sends a **Search** request, specifying a new query. In this case, the search folder is automatically rebuilt. The <RebuildResults> node does not have to be included.
- Sends a **Search** request that includes the <RebuildResults> node. In this case, the server is forced to rebuild the search folder.

If a new item is added, the item does not appear in the result set until the result set is updated. If an item is deleted, the server will filter the deleted item out of the result set.

The client **SHOULD** send a new **Search** request with the given query and include the <RebuildResults> option every few days to ensure accurate results for that query.

2.2.1.14.1.20 LinkId

The <LinkId> element specifies a URI that identifies a resource.

Parent elements	Child elements	Data type	Number allowed
<EqualTo>	None	URI	1...1 (required)

The link ID is a URI that is assigned by the server to certain resources, such as Windows SharePoint Services or UNC documents. The client **MUST** store the link ID that is associated with the items that are retrieved by using the **Search** command if it wants to act upon them later.

2.2.1.14.1.21 DateReceived

The <DateReceived> element specifies the date that a mailbox item was received.

Parent elements	Child elements	Data type	Number allowed
<GreaterThan> (request only) <LessThan> (request only)	None	DateTime	1...1 (required)

2.2.1.14.1.22 Picture

The <Picture> element [<37>](#) identifies that the client is requesting that contact photos be returned in the **Search** command response.

Parent elements	Child elements	Data type	Number allowed
<Options>	<MaxSize> <MaxPictures>	Container or Empty	0...1 (optional)

2.2.1.14.1.23 MaxSize

The <MaxSize> element [<38>](#) limits the size of contact photos returned in the **Search** response.

Parent elements	Child elements	Data type	Number allowed
<Picture>	None	Integer	0...1 (optional)

The maximum value of the <MaxSize> element is 100 KB or 102400 bytes.

The <MaxSize> element specifies the maximum size of an individual contact photo that is returned in the response, in bytes. The <MaxPictures> element specifies the maximum number of contact photos to return.

2.2.1.14.1.24 MaxPictures

The <MaxPictures> element [<39>](#) limits the number of contact photos returned in the **Search** response.

Parent elements	Child elements	Data type	Number allowed
<Picture>	None	Integer	0.....1 (optional)

The server will return the first N results that have contact photos, where N is the value of the <MaxPictures> element. After the <MaxPictures> limit is reached, the server returns <Status> value 173 (NoPicture) if the contact has no photo, or <Status> value 175 (PictureLimitReached) if the contact has a photo but the <MaxPictures> limit was reached.

2.2.1.14.2 Response

The following code shows the XSD for the **Search** command response schema.

```
<?xml version="1.0" encoding="utf-8"?>
<xs:schema xmlns="Search:"
  xmlns:AirSyncBase="AirSyncBase:"
  xmlns:AirSync="AirSync:"
  xmlns:Email="Email:"
  xmlns:Email2="Email2:"
  xmlns:Calendar="Calendar:"
  xmlns:Contacts="Contacts:"
  xmlns:Contacts2="Contacts2:"
  xmlns:Document="Document:"
  xmlns:Notes="Notes:"
  xmlns:Tasks="Tasks:"
  xmlns:xs="http://www.w3.org/2001/XMLSchema"
  targetNamespace="Search:"
  elementFormDefault="unqualified"
  attributeFormDefault="unqualified">
  <xs:import namespace="AirSync:"/>
  <xs:import namespace="AirSyncBase:"/>
  <xs:import namespace="Email:"/>
  <xs:import namespace="Email2:"/>
  <xs:import namespace="Contacts:"/>
  <xs:import namespace="Contacts2:"/>
  <xs:import namespace="Calendar:"/>
  <xs:import namespace="Document:"/>
  <xs:import namespace="Notes:"/>
  <xs:import namespace="Tasks:"/>
  <xs:element name="Search">
    <xs:complexType>
      <xs:sequence>
        <xs:element name="Status" minOccurs="0"/>
        <xs:element name="Response">
          <xs:complexType>
            <xs:all>
              <xs:element name="Store">
                <xs:complexType>
                  <xs:sequence>
                    <xs:element name="Status"/>
                    <xs:element name="Result" maxOccurs="unbounded">
                      <xs:complexType>
                        <xs:sequence>
                          <xs:element ref="AirSync:Class"/>
                          <xs:element name="LongId" minOccurs="0">
                            <xs:simpleType>
                              <xs:restriction base="xs:string">
```

```

        <xs:minLength value="0"/>
        <xs:maxLength value="265"/>
    </xs:restriction>
</xs:simpleType>
</xs:element>
<xs:element ref="AirSync:CollectionId"/>
<xs:element name="Properties">
    <xs:complexType>
        <xs:all>
            <xs:element ref="Email:To" minOccurs="0"/>
            <xs:element ref="Email:Cc" minOccurs="0"/>
            <xs:element ref="Email:From" minOccurs="0"/>
            <xs:element ref="Email:Subject"
minOccurs="0"/>
            <xs:element ref="Email:ReplyTo"
minOccurs="0"/>
            <xs:element ref="Email:DateReceived"
minOccurs="0"/>
            <xs:element ref="Email:DisplayTo"
minOccurs="0"/>
            <xs:element ref="Email:ThreadTopic"
minOccurs="0"/>
            <xs:element ref="Email:Importance"
minOccurs="0"/>
            <xs:element ref="Email:Read" minOccurs="0"/>
            <xs:element ref="AirSyncBase:Attachments"
minOccurs="0"/>
            <xs:element ref="AirSyncBase:Body"
minOccurs="0"/>
            <xs:element ref="AirSyncBase:BodyPart"
minOccurs="0"/>
            <xs:element ref="Email:MessageClass"
minOccurs="0"/>
            <xs:element ref="Email:MeetingRequest"
minOccurs="0"/>
            <xs:element ref="Email:InternetCPID"
minOccurs="0"/>
            <xs:element ref="Email:Flag" minOccurs="0"/>
            <xs:element ref="Email:NativeBodyType"
minOccurs="0"/>
            <xs:element ref="Email:ContentClass"
minOccurs="0"/>
            <xs:element ref="Email2:UmCallerID"
minOccurs="0"/>
            <xs:element ref="Email2:UmUserNotes"
minOccurs="0"/>
            <xs:element ref="Email2:ConversationId"
minOccurs="0"/>
            <xs:element ref="Email2:ConversationIndex"
minOccurs="0"/>
            <xs:element ref="Email2:Sender"
minOccurs="0"/>
            <xs:element ref="Email2:LastVerbExecuted"
minOccurs="0"/>
            <xs:element
ref="Email2:LastVerbExecutionTime" minOccurs="0"/>
            <xs:element ref="Email2:ReceivedAsBcc"
minOccurs="0"/>
            <xs:element ref="Email2:Sender"
minOccurs="0"/>

```

```
minOccurs="0"/>
<xsd:element ref="Calendar:BusyStatus">
    <xsd:element ref="Calendar:OrganizerName">
        <xsd:element ref="Calendar:OrganizerEmail">
            <xsd:element ref="Calendar:DtStamp">
                <xsd:element ref="Calendar:EndTime">
                    <xsd:element ref="Calendar:Location">
                        <xsd:element ref="Calendar:Reminder">
                            <xsd:element ref="Calendar:Sensitivity">
                                <xsd:element ref="Calendar:Subject">
                                    <xsd:element ref="Calendar:StartTime">
                                        <xsd:element ref="Calendar:UID">
                                            <xsd:element ref="Calendar:MeetingStatus">
                                                <xsd:element ref="Calendar:Attendees">
                                                    <xsd:element ref="Calendar:Recurrence">
                                                        <xsd:element ref="Calendar:Exceptions">
                                                            <xsd:element ref="Calendar:ResponseRequested">
                                                                <xsd:element
                                                                    ref="Calendar:AppointmentReplyTime" minOccurs="0"/>
                                                                <xsd:element ref="Calendar:ResponseType">
                                                                    <xsd:element
                                                                        ref="Calendar:DisallowNewTimeProposal" minOccurs="0"/>
                                                                    <xsd:element ref="Contacts:Anniversary">
                                                                        <xsd:element ref="Contacts:AssistantName">
                                                                            <xsd:element
                                                                                ref="Contacts:AssistantPhoneNumber" minOccurs="0"/>
                                                                            <xsd:element
                                                                                ref="Contacts:AssistnamePhoneNumber" minOccurs="0"/>
                                                                            <xsd:element ref="Contacts:Birthday">
                                                                                <xsd:element
                                                                                    ref="Contacts:Business2PhoneNumber" minOccurs="0"/>
                                                                                <xsd:element
                                                                                    ref="Contacts:BusinessAddressCity" minOccurs="0"/>
                                                                                <xsd:element
                                                                                    ref="Contacts:BusinessPhoneNumber" minOccurs="0"/>
                                                                                <xsd:element ref="Contacts:WebPage">
```

```
minOccurs="0"/>
    minOccurs="0"/>
    minOccurs="0"/>
    minOccurs="0"/>
    minOccurs="0"/>
    minOccurs="0"/>
    minOccurs="0"/>
    minOccurs="0"/>
    minOccurs="0"/>
    minOccurs="0"/>
    minOccurs="0"/>
    minOccurs="0"/>
    minOccurs="0"/>
    minOccurs="0"/>
    minOccurs="0"/>
    ref="Contacts:HomeAddressPostalCode" minOccurs="0"/>
    minOccurs="0"/>
    minOccurs="0"/>
    minOccurs="0"/>
    minOccurs="0"/>
    minOccurs="0"/>
    minOccurs="0"/>
    minOccurs="0"/>
    ref="Contacts:OtherAddressCountry" minOccurs="0"/>
    minOccurs="0"/>
    ref="Contacts:OtherAddressPostalCode" minOccurs="0"/>
    minOccurs="0"/>
    minOccurs="0"/>
    minOccurs="0"/>
    minOccurs="0"/>
    ref="Contacts:BusinessAddressPostalCode" minOccurs="0"/>
    <xs:element ref="Contacts:Email2Address"
    <xs:element ref="Contacts:Email3Address"
    <xs:element ref="Contacts:BusinessFaxNumber"
    <xs:element ref="Contacts:FileAs"
    <xs:element ref="Contacts:Alias"
    <xs:element ref="Contacts:WeightedRank"
    <xs:element ref="Contacts:FirstName"
    <xs:element ref="Contacts:MiddleName"
    <xs:element ref="Contacts:HomeAddressCity"
    <xs:element ref="Contacts:HomeAddressCountry"
    <xs:element ref="Contacts:HomeFaxNumber"
    <xs:element ref="Contacts:HomePhoneNumber"
    <xs:element ref="Contacts:Home2PhoneNumber"
    <xs:element
    <xs:element ref="Contacts:HomeAddressState"
    <xs:element ref="Contacts:HomeAddressStreet"
    <xs:element ref="Contacts:MobilePhoneNumber"
    <xs:element ref="Contacts:Suffix"
    <xs:element ref="Contacts:CompanyName"
    <xs:element ref="Contacts:OtherAddressCity"
    <xs:element
    <xs:element ref="Contacts:CarPhoneNumber"
    <xs:element
    <xs:element ref="Contacts:OtherAddressState"
    <xs:element ref="Contacts:OtherAddressStreet"
    <xs:element ref="Contacts:PagerNumber"
    <xs:element ref="Contacts>Title"
    <xs:element
```

```

ref="Contacts:BusinessAddressState" minOccurs="0"/>
<xs:element
ref="Contacts:BusinessAddressStreet" minOccurs="0"/>
<xs:element ref="Contacts:JobTitle"
minOccurs="0"/>
<xs:element ref="Contacts:YomiFirstName"
minOccurs="0"/>
<xs:element ref="Contacts:YomiLastName"
minOccurs="0"/>
<xs:element ref="Contacts:YomiCompanyName"
minOccurs="0"/>
<xs:element ref="Contacts:OfficeLocation"
minOccurs="0"/>
<xs:element ref="Contacts:RadioPhoneNumber"
minOccurs="0"/>
<xs:element ref="Contacts:Picture"
minOccurs="0"/>
<xs:element ref="Contacts:Categories"
minOccurs="0"/>
<xs:element ref="Contacts:Children"
minOccurs="0"/>
<xs:element ref="Contacts2:CustomerId"
minOccurs="0"/>
<xs:element ref="Contacts2:GovernmentId"
minOccurs="0"/>
<xs:element ref="Contacts2:IMAddress"
minOccurs="0"/>
<xs:element ref="Contacts2:IMAddress2"
minOccurs="0"/>
<xs:element ref="Contacts2:IMAddress3"
minOccurs="0"/>
<xs:element ref="Contacts2:ManagerName"
minOccurs="0"/>
<xs:element ref="Contacts2:CompanyMainPhone"
minOccurs="0"/>
<xs:element ref="Contacts2:AccountName"
minOccurs="0"/>
<xs:element ref="Contacts2:NickName"
minOccurs="0"/>
<xs:element ref="Contacts2:MMS"
minOccurs="0"/>
<xs:element ref="Document:LinkId"
minOccurs="0"/>
<xs:element ref="Document:DisplayName"
minOccurs="0"/>
<xs:element ref="Document:IsFolder"
minOccurs="0"/>
<xs:element ref="Document:CreationDate"
minOccurs="0"/>
<xs:element ref="Document:LastModifiedDate"
minOccurs="0"/>
<xs:element ref="Document:IsHidden"
minOccurs="0"/>
<xs:element ref="Document:ContentLength"
minOccurs="0"/>
<xs:element ref="Document:ContentType"
minOccurs="0"/>

```

```

/>
minOccurs="0"/>
minOccurs="0"/>
minOccurs="0"/>

/>
minOccurs="0" />
minOccurs="0"/>
minOccurs="0"/>
minOccurs="0"/>
minOccurs="0"/>
minOccurs="0"/>
minOccurs="0"/>
minOccurs="0"/>
minOccurs="0"/>
minOccurs="0" />
minOccurs="0"/>
minOccurs="0"/>

<xs:element ref="Notes:Subject" minOccurs="0"
<xs:element ref="Notes:MessageClass"
<xs:element ref="Notes:LastModifiedDate"
<xs:element ref="Notes:Categories"
<xs:element ref="Tasks:Rtf" minOccurs="0"/>
<xs:element ref="Tasks:Subject" minOccurs="0"
<xs:element ref="Tasks:Importance"
<xs:element ref="Tasks:UtcStartDate"
<xs:element ref="Tasks:StartDate"
<xs:element ref="Tasks:UtcDueDate"
<xs:element ref="Tasks:DueDate"
<xs:element ref="Tasks:Categories"
<xs:element ref="Tasks:Recurrence"
<xs:element ref="Tasks:Complete"
<xs:element ref="Tasks:DateCompleted"
<xs:element ref="Tasks:Sensitivity"
<xs:element ref="Tasks:ReminderTime"
<xs:element ref="Tasks:ReminderSet"

</xs:all>
</xs:complexType>
</xs:element>
</xs:sequence>
</xs:complexType>
</xs:element>
<xs:element name="Range" type="xs:string" minOccurs="0"/>
<xs:element name="Total" type="xs:integer" minOccurs="0"/>
</xs:sequence>
</xs:complexType>
</xs:element>
</xs:all>
</xs:complexType>
</xs:element>
</xs:sequence>
</xs:complexType>
</xs:element>
</xs:schema>

```

2.2.1.14.2.1 LongId

The <LongId> element specifies a unique identifier that is assigned by the server to each result set that is being returned in the **Search** response.

Parent elements	Child elements	Data type	Number allowed
<Result> (response only)	None	String (up to 256 characters)	0...1 (optional)

The value of the <LongId> element can be used in the <LongId> parameter of the **ItemOperations**, **SmartReply**, **SmartForward**, or **MeetingResponse** command requests to reference the result set.

The client **MUST** store the value of <LongId> as an opaque string of up to 256 characters.

2.2.1.14.2.2 Properties

In a **Search** response, the <Properties> element encapsulates the properties for each search result.

Parent elements	Child elements	Data type	Number allowed
Result (response only)	<airsynbase:Body> <airsynbase:BodyPart> Data elements from the content classes. For more details about the content classes, see [MS-ASCAL] , [MS-ASCNTC] , [MS-ASDOC] , [MS-ASEMAIL] , [MS-ASNOTE] , and [MS-ASTASK] .	Container	1...1 (Required, response only)

The **Search** command response <Properties> element is a container for properties that apply to an individual entry that matches the <Query> element search string. For example, the <Properties> element contains an element for each nonempty, text-valued GAL property that is attached to the matching GAL entry. Only those properties that are attached to the specific GAL entry are returned; therefore different sets of properties can be returned in the response XML for different matching GAL entries.

Each element in the <Properties> container is scoped to the appropriate namespace that is specified in the top-level **Search** element.

2.2.1.14.2.3 Range

The **Search** command <Range> element is used in both the request and response XML documents. In the request XML, the <Range> element specifies the range of matching entries to return. In the response XML, the <Range> element specifies the number of matching entries that are being returned.

Parent elements	Child elements	Data type	Number allowed
<Options> (request) <Store> (response)	None	Zero-based range in the form m-n	0...1 (optional)

The <Range> element value specifies a number of entries, but indicates different things depending on whether the element is in the request or the response XML.

The format of the <Range> element value is in the form of a zero-based index specifier, formed with a numeric value, a hyphen, and another numeric value: "m-n." The m and n indicates the lowest and highest index of a zero-based array that would hold the items. For example, a <Range> element value of 0-9 indicates 10 items, and 0-10 indicates 11 items. A <Range> element value of 0-0 indicates 1 item.

In the request XML, the <Range> element value specifies the range of entries to be returned to the client.

In the response XML, the <Range> element value specifies the actual number of entries that are returned in the response. The <Total> element in the response XML provides an estimate of the total number of entries that matched the <Query> element value.

Search results are stored in a search folder on the server. This way, when a client comes back with the same query but a new row range, rows are pulled from the result set that is currently stored in the search folder. The entire result set does not have to be rebuilt.

2.2.1.14.2.4 Response

The <Response> element is a container for the results that are returned from the server.

Parent elements	Child elements	Data type	Number allowed
<Search> (response only)	<Store> (response only)	Container	1...1 (required)

2.2.1.14.2.5 Result

The **Search** command response <Result> element is a container for an individual matching mailbox item.

Parent elements	Child elements	Data type	Number allowed
<Store> (response only) <Response> (response only)	<Properties> (response only) <Class> (response only) <LongId> (response only)	Container	1...N (required)

One <Result> element is present for each match that is found. If no matches are found, an empty <Result> element is present in the <Store> container element of the response XML.

Inside the <Result> element, the <Properties> element contains a list of nonempty text properties on the entry.

When the store being searched is the mailbox:

- There is one <Result> element for each match that is found in the mailbox. If no matches are found, an empty <Result> element is present in the <Store> container element of the response XML.
- Inside the <Result> element, the <Properties> element contains a list of requested properties for the mailbox item.

When the store that is being searched is the document Library:

- The first result that is returned in the **Search** response is the metadata for the root folder or item to which the <LinkId> is pointing. The client can choose to ignore this entry if it does not require it.
- If the <LinkId> in the request points to a folder, the metadata properties of the folder are returned as the first item, and the contents of the folder are returned as subsequent results. The <Range> element applies to these results with no difference; for example, the index 0 would always be for the root item to which the link is pointing.

- If the <LinkId> in the request points to an item, only one result is returned: the metadata for the item.
- Inside the <Result> element, the <Properties> element contains a list of requested properties for the mailbox item.

2.2.1.14.2.6 Search

The <Search> element is the top-level element in the XML document for the **Search** command. The element identifies the body of the HTTP **POST** as containing a **Search** command.

Parent elements	Child elements	Data type	Number allowed
None	<Store> (request only) <Response> (response only) <Status> (response only)	Container	1...1 (required)

2.2.1.14.2.7 Status

The **Search** command response <Status> element indicates whether the server encountered an error while it was processing the search query.

Parent elements	Child elements	Data type	Number allowed
<Store> (response only) <Search> (response only) <Response> (response only) <Picture> (response only)	None	Integer	1...1 (required)

The following table specifies valid values for the <Status> element as a child of the <Search> node in the search response.

Value	Meaning
1	Success
3	Server error

The following table specifies valid values for the <Status> element as a child of the <Store> element in the search response.

Value	Meaning	Cause	Scope	Resolution
1	Success.	Server successfully completed command.	Global	None.
2	The request was invalid.	One or more of the client's search parameters was invalid.	Item	If the user formatted the request, prompt the user to retry with different options.
3	An error occurred on the server.	Server misconfiguration, temporary system issue, or bad item. This is frequently a transient condition.	Global	Retry.

Value	Meaning	Cause	Scope	Resolution
4	Bad link.	A bad link was supplied	Global	Prompt user to reformat link.
5	Access denied.	Access was denied to the resource	Global	Prompt the user.
6	Not found.	Resource was not found	Global	Prompt the user.
7	Connection failed.	Failed to connect to the resource	Global	Prompt the user. Sometimes these are transient, so retry. If it continues to fail, point user to administrator.
8	Too complex.	The query was too complex.	Global	Reduce the complexity of the query. Prompt user if necessary.
10	Timed out.	The search timed out	Global	The search timed out. Retry with or without rebuilding results. If it continues, contact the Administrator.
11	FolderSync required.	The folder hierarchy is out of date.	Global	Issue a FolderSync and try again.
12	End of retrievable range warning.	The requested range has gone past the end of the range of retrievable results.	Local	Prompt the user that there are no more results that can be fetched, and the user might consider restricting their search query.
13	Access blocked.	Access is blocked to the specified resource	Global	Prompt the user.
14	Credentials required.	To complete this request, basic credentials are required.	Global	If over a trusted connection, supply the basic credentials from the user (prompt if necessary). Otherwise fail as if the access denied status code was provided.

The following table shows valid values for the <Status> element when it is returned as a child of the <Picture> element. [40](#)

Value	Meaning
1	The contact photo was retrieved successfully.
173	The user does not have a contact photo.
174	The contact photo exceeded the size limit set by the <MaxSize> element (section 2.2.1.14.1.23).
175	The number of contact photos returned exceeded the size limit set by the <MaxPictures> element (section 2.2.1.14.1.24).

For information about <Status> values common to all ActiveSync commands, see section [2.2.2](#).

The <Status> element value indicates only that the **Search** command was processed correctly. It does not indicate whether any matches were found. The <Total> and <Range> response XML elements indicate how many matches were found and returned, respectively.

The response will contain multiple <Status> elements. The <Status> element indicates the processing status of the overall **Search** command when the <Search> element is the immediate parent of the <Status> element. When the immediate parent of the <Status> element is the <Store> element, that <Status> element indicates the processing status for only that store. This structure was chosen to enable possible future expansion of the command to searching multiple locations, address lists, and contacts folders.

2.2.1.14.2.8 Store

In the **Search** command request XML, the <Store> element is a container for elements that specify the location, string, and options for the search. In the **Search** command response XML, the <Store> element contains the <Status>, <Result>, <Range>, and <Total> elements that contain the returned mailbox entries.

Parent elements	Child elements	Data type	Number allowed
<Search> (request) <Response> (response)	<Name> (request) <Query> (request only) <Options> (request only) <Status> (response only) <Result> (response only) <Range> (response only) <Total> (response only)	Container	1...1 (required)

2.2.1.14.2.9 Total

The **Search** command response XML element <Total> provides an estimate of the total number of mailbox entries that matched the search <Query> element value.

Parent elements	Child elements	Data type	Number allowed
<Store>	None	Integer	1...1 (required)

The value of the <Total> element does not always equal the number of entries that are returned. To determine the number of entries that are returned by the **Search** command, use the <Range> element value.

The <Total> element indicates the number of entries that are available. In cases where all the results are returned in the response XML, the value of the <Total> element is one more than the end-index value that is provided in the <Range> element. For example, if the **Search** command returns 15 entries, the value of the <Range> element is 0–14, while the value of the <Total> element is 15.

The <Total> element is used by clients to determine whether more matching entries were found in the mailbox than have been returned by the **Search** command. For example, a client might perform an initial search and specify a requested <Range> of 0–4 (return 5 entries maximum). If the <Total> element indicates that there are actually 25 matching items, the client can then enable the user to retrieve the full results.

2.2.1.14.2.10 Class

The <Class> element specifies the classes that the client wants returned for a given collection. It is defined as an element in the AirSync namespace.

Parent elements	Child elements	Data type	Number allowed
<And> (request only) <Schema> (request only) <Result> (response only)	None	String	1...1 (required, 1 per <Result> element)

The valid <Class> element values are:

- Tasks
- Email
- Calendar
- Contacts
- Notes
- SMS[<41>](#)

The **Search** request can include one or more <Class> elements in the request to limit the type of data included in the **Search** response.

If the <Class> element is included as a child of any element other than the <And> element, the server responds with a <Status> value of 8 (SearchTooComplex).

2.2.1.14.2.11 Picture

The <Picture> element [<42>](#) contains the data related to the contact photos.

Parent elements	Child elements	Data type	Number allowed
<Options> (request only) <Properties> (response only)	<MaxSize> (request only) <MaxPictures> (request only) <Status> (response only) <Data> (response only)	Container (request or response) Empty (request only)	0...1 (optional)

2.2.1.14.2.12 Data

The <Data> element [<43>](#) contains the binary data of the contact photo.

Parent elements	Child elements	Data type	Number allowed
<Picture> (response only)	None	Byte array	0...1 (optional)

2.2.1.15 SendMail

The **SendMail** command is used by clients to send MIME-formatted e-mail messages to the server.

Messages SHOULD NOT be saved directly to the local Sent Items folder by the client; instead, clients SHOULD use the <SaveInSentItems> element to automatically have the messages saved on the server. It is not possible to reconcile the local Sent Items folder with the server's Sent Items folder

by using the <Sync> command. Items in the server's Sent Items folder can be added to the client by using the **Sync** command, but it is not possible to add items that are in the local Sent Items folder to the server.

Note that the From: MIME header in the outgoing message is set on the server to the primary e-mail address of the authenticated user.

2.2.1.15.1 Request

The following code shows the XSD for the **SendMail** command request.

```
<?xml version="1.0" encoding="utf-8"?>
<xs:schema
  xmlns:tns="ComposeMail:"
  attributeFormDefault="unqualified"
  elementFormDefault="qualified"
  targetNamespace="ComposeMail:"
  xmlns:xs="http://www.w3.org/2001/XMLSchema"
  xmlns:rightsmanagement="RightsManagement:">

  <xs:import namespace="RightsManagement:"/>

  <xs:complexType name="EmptyTag" />
  <xs:element name="SendMail">
    <xs:complexType>
      <xs:all>
        <xs:element name="ClientId" minOccurs="1" maxOccurs="1">
          <xs:simpleType>
            <xs:restriction base="xs:string">
              <xs:minLength value="1"/>
              <xs:maxLength value="40"/>
            </xs:restriction>
          </xs:simpleType>
        </xs:element>
        <xs:element name="AccountId" type="xs:string" minOccurs="0" maxOccurs="1" />
        <xs:element name="SaveInSentItems" type="tns:EmptyTag" minOccurs="0"
maxOccurs="1" />
        <xs:element name="Mime" type="xs:string" minOccurs="1" maxOccurs="1" />
        <xs:element ref="rightsmanagement:TemplateID" minOccurs="0" maxOccurs="1" />
      </xs:all>
    </xs:complexType>
  </xs:element>
</xs:schema>
```

2.2.1.15.1.1 SendMail

The <SendMail> element is the top-level element in the XML stream. It indicates that the body of the HTTP **POST** contains a **SendMail** command.

Parent elements	Child elements	Data type	Number allowed
None	<ClientId> (request only) <AccountId> (request only) <SaveInSentItems> (request only) <Mime> (request only)	Container	1...1 (required)

Parent elements	Child elements	Data type	Number allowed
	<rightsmanagement:TemplateID> (request only) <Status> (response only)		

2.2.1.15.1.2 ClientId

The <ClientId> element specifies the client's unique message ID (MID).

Parent elements	Child elements	Data type	Number allowed
<SendMail> (request only)	None	String (Up to 40 characters)	1...1 (required)

The <ClientId> MUST be unique for each message, as the server will use the <ClientId> to identify duplicate messages. The <ClientId> can be a simple counter incremented for each new message.

2.2.1.15.1.3 AccountId

The <AccountId> element [<44>](#) identifies the account from which an e-mail is sent.

Parent elements	Child elements	Data type	Number allowed
<SendMail>	None	String	0...1 (optional)

If the <AccountId> element is not present in the **SendMail** request, the server sends the e-mail using the account identified by the <PrimarySmtpAddress> element returned in the **Settings** command response.

If <AccountId> is included in the request, the value MUST equal one of the <AccountId> values included in the **Settings** command response (section [2.2.1.16.2](#)).

The server MUST validate that the <AccountId> value provided is valid for sending e-mail. A <Status> value of 166 is returned if the <AccountId> value is not valid. A <Status> value of 167 is returned if the account does not support sending e-mail.

Note The server sends the e-mail using the <AccountId> value specified by the <AccountId> element, and not the account specified by the <From> element.

2.2.1.15.1.4 SaveInSentItems

The <SaveInSentItems> element specifies whether a copy of the message should be stored in the Sent Items folder. If the <SaveInSentItems> element is present, the message is stored -- if not present, the message is not stored.

Parent elements	Child elements	Data type	Number allowed
<SendMail> (request only)	None	Empty tag	0...1 (optional)

The <SaveInSentItems> element is an empty tag element, meaning it has no value or data type. It is distinguished only by the presence or absence of the <SaveInSentItems/> tag.

2.2.1.15.1.5 Mime

The <Mime> element contains the MIME-encoded message.

Parent elements	Child elements	Data type	Number allowed
<SendMail> (request only)	None	Byte array	1...1 (required)

The <Mime> content is transferred as an opaque BLOB within the WBXML tags.

If the message contains a meeting request, the <Mime> element contains the details of meeting in iCalendar format [\[MS-OXCICAL\]](#) or **Transport Neutral Encapsulation Format (TNEF)** format [\[MS-OXCTNEF\]](#). As specified in [\[RFC2447\]](#) section 3.4, iCalendar meeting requests have a content type of text/calendar with the *method* parameter set to **REQUEST**.

2.2.1.15.2 Response

The following code shows the SendMail command response schema.

```
<?xml version="1.0" encoding="utf-8"?>
<xs:schema xmlns="ComposeMail:"
  xmlns:xs="http://www.w3.org/2001/XMLSchema"
  targetNamespace="ComposeMail:"
  elementFormDefault="unqualified">
  <xs:element name="SendMail">
    <xs:complexType>
      <xs:all>
        <xs:element name="Status" type="xs:integer" minOccurs="0"/>
      </xs:all>
    </xs:complexType>
  </xs:element>
</xs:schema>
```

If the message was sent successfully, the server returns an empty response.

```
HTTP/1.1 200 OK
Date: Thu, 03 Sep 2009 21:05:44 GMT
Content-Length: 0
```

2.2.1.15.2.1 SendMail

The <SendMail> element is the top-level element in the XML stream. It indicates that the body of the HTTP **POST** contains a **SendMail** command.

Parent elements	Child elements	Data type	Number allowed
None	<ClientId> (request only) <AccountId> (request only) <SaveInSentItems> (request only) <Mime> (request only) <rightsmanagement:TemplateID> (request only) <Status> (response only)	Container	1...1 (required)

2.2.1.15.2.2 Status

The <Status> element indicates the reason for the failure of a **SendMail** command request.

Parent elements	Child elements	Data type	Number allowed
<SendMail> (response only)	None	Integer	0...1 (optional)

If the command succeeds, no XML body is returned in the response, as specified in section [2.2.1.15.2](#). If the command fails, the <Status> element contains a code that indicates the type of failure.

Valid <Status> values are listed in [2.2.2](#).

2.2.1.16 Settings

The **Settings** command supports get and set operations on global properties and **Out of Office (OOF)** settings for the user. The **Settings** command also sends device information to the server for display in the user and IT interfaces, implements the device password/personal identification number (PIN) recovery, and retrieves a list of the user's e-mail addresses.

The <Get> and <Set> operations act on **named properties**. In the context of the <Get> and <Set> operations, each named property can contain a set of property-specific data nodes.

The **Settings** command can contain multiple <Get> and <Set> requests and responses in any order. The implication of this batching mechanism is that commands are executed in the order in which they are received and that the ordering of <Get> and <Set> responses will match the order of those commands in the request.

The following is the generic form of the **Settings** request:

```
<Settings>
  <PropertyName>
    Data nodes
  </PropertyName>
  ...
</Settings>
```

The <PropertyName> is a named property (that is, the actual name of the property). The **Settings** command can be used on the following named properties:

- <OOF>
- <DevicePassword>
- <DeviceInformation>
- <UserInformation>

Clients SHOULD send <DeviceInformation> parameters in a <Set> block to the server as soon as the client has been provisioned, and before the **FolderSync** command, so that the server can use this information to determine what the device has access to. [<45>](#)

The argument or data nodes are <Get> or <Set>, which can also have their own arguments. It is up to the individual property handlers to parse and interpret them as necessary.

It is possible to have between zero and four <PropertyName> nodes in a **Settings** request (each of the four named properties can appear zero or one time in a request). Each property MUST be processed in order. There can be cases in which one property call affects another property call or

the same property is in the **Settings** request more than once. The responses will come back in the same order in which they were requested.

Each response message contains a <Status> value for the command, which addresses the success or failure of the **Settings** command, followed by <Status> values for each of the changes made to the <Oof>, <DeviceInformation>, <DevicePassword> or <UserInformation> elements.

The <Status> node MUST return Success if **Settings** is returning property responses. If the command was not successful, the processing of the request cannot begin, no property responses are returned, and <Status> MUST indicate a protocol error.

Any error other than a protocol error is returned in the status codes of the individual property responses. All property responses, regardless of the property, MUST contain a status element to indicate success or failure. This status node MUST be the first node in the property response.

2.2.1.16.1 Request

The following code shows the XSD for the **Settings** command request.

```
<?xml version="1.0" encoding="utf-8"?>
<xs:schema
  xmlns:tns="Settings:"
  attributeFormDefault="unqualified"
  elementFormDefault="qualified"
  targetNamespace="Settings:"
  xmlns:xs="http://www.w3.org/2001/XMLSchema">

  <xs:simpleType name="NonEmptyStringType">
    <xs:restriction base="xs:string">
      <xs:minLength value="1"/>
    </xs:restriction>
  </xs:simpleType>

  <xs:complexType name="EmptyTag" />

  <xs:simpleType name="DeviceInformationStringType">
    <xs:restriction base="xs:string">
      <xs:maxLength value="1024"/>
    </xs:restriction>
  </xs:simpleType>

  <xs:element name="DeviceInformation">
    <xs:complexType>
      <xs:choice>
        <xs:element name="Set">
          <xs:complexType>
            <xs:all>
              <xs:element name="Model" type="tns:DeviceInformationStringType"
maxOccurs="1" minOccurs="0" />
              <xs:element name="IMEI" type="tns:DeviceInformationStringType"
maxOccurs="1" minOccurs="0" />
              <xs:element name="FriendlyName"
type="tns:DeviceInformationStringType" maxOccurs="1" minOccurs="0" />
              <xs:element name="OS" type="tns:DeviceInformationStringType"
maxOccurs="1" minOccurs="0" />
              <xs:element name="OSLanguage"
type="tns:DeviceInformationStringType" maxOccurs="1" minOccurs="0" />
            </xs:all>
          </xs:complexType>
        </xs:element>
      </xs:choice>
    </xs:complexType>
  </xs:element>
```

```

        <xs:element name="PhoneNumber"
type="tns:DeviceInformationStringType" maxOccurs="1" minOccurs="0" />
        <xs:element name="UserAgent"
type="tns:DeviceInformationStringType" maxOccurs="1" minOccurs="0" />
        <xs:element name="EnableOutboundSMS" minOccurs="0" maxOccurs="1">
            <xs:simpleType>
                <xs:restriction base="xs:integer">
                    <xs:minInclusive value="0"/>
                    <xs:maxInclusive value="1"/>
                </xs:restriction>
            </xs:simpleType>
        </xs:element>
        <xs:element name="MobileOperator"
type="tns:DeviceInformationStringType" maxOccurs="1" minOccurs="0" />
    </xs:all>
</xs:complexType>
</xs:element>
</xs:choice>
</xs:complexType>
</xs:element>
<xs:element name="Settings">
    <xs:complexType>
        <xs:all>
            <xs:element name="RightsManagementInformation" minOccurs="0" maxOccurs="1">
                <xs:complexType>
                    <xs:sequence>
                        <xs:element name="Get" type="tns:EmptyTag" minOccurs="1"
maxOccurs="1" />
                    </xs:sequence>
                </xs:complexType>
            </xs:element>
            <xs:element name="Oof" minOccurs="0" maxOccurs="1">
                <xs:complexType>
                    <xs:choice>
                        <xs:element name="Get" minOccurs="0" maxOccurs="1" >
                            <xs:complexType>
                                <xs:sequence>
                                    <xs:element name="BodyType"
type="tns:NonEmptyStringType" minOccurs="1" maxOccurs="1" />
                                </xs:sequence>
                            </xs:complexType>
                        </xs:element>
                        <xs:element name="Set">
                            <xs:complexType>
                                <xs:sequence>
                                    <xs:element name="OofState"
type="tns:NonEmptyStringType" minOccurs="0" maxOccurs="1" />
                                    <xs:element name="StartTime"
type="tns:NonEmptyStringType" minOccurs="0" maxOccurs="1" />
                                    <xs:element name="EndTime"
type="tns:NonEmptyStringType" minOccurs="0" maxOccurs="1" />
                                    <xs:element name="OofMessage" minOccurs="0"
maxOccurs="3">
                                        <xs:complexType>
                                            <xs:all>
                                                <xs:element name="AppliesToInternal"
type="tns:EmptyTag" minOccurs="0" maxOccurs="1" />
                                                <xs:element name="AppliesToExternalKnown"
type="tns:EmptyTag" minOccurs="0" maxOccurs="1" />
                                            </xs:all>
                                        </xs:complexType>
                                    </xs:element>
                                </xs:sequence>
                            </xs:complexType>
                        </xs:element>
                    </xs:choice>
                </xs:complexType>
            </xs:element>
        </xs:all>
    </xs:complexType>
</xs:element>

```

```

        <xs:element
name="AppliesToExternalUnknown" type="tns:EmptyTag" minOccurs="0" maxOccurs="1" />
        <xs:element name="Enabled"
type="tns:NonEmptyStringType" minOccurs="0" maxOccurs="1" />
        <xs:element name="ReplyMessage"
type="xs:string" minOccurs="0" maxOccurs="1" />
        <xs:element name="BodyType"
type="tns:NonEmptyStringType" minOccurs="0" maxOccurs="1" />
    </xs:all>
</xs:complexType>
</xs:element>
</xs:sequence>
</xs:complexType>
</xs:element>
</xs:choice>
</xs:complexType>
</xs:element>
<xs:element name="DevicePassword" minOccurs="0" maxOccurs="1">
    <xs:complexType>
        <xs:choice>
            <xs:element name="Set">
                <xs:complexType>
                    <xs:sequence>
                        <xs:element name="Password" minOccurs="1"
maxOccurs="1" >
                            <xs:simpleType>
                                <xs:restriction base="xs:string">
                                    <xs:maxLength value="255"/>
                                </xs:restriction>
                            </xs:simpleType>
                        </xs:element>
                    </xs:sequence>
                </xs:complexType>
            </xs:element>
        </xs:choice>
    </xs:complexType>
</xs:element>
<xs:element ref="tns:DeviceInformation" minOccurs="0" maxOccurs="1" />
<xs:element name="UserInformation" minOccurs="0" maxOccurs="1">
    <xs:complexType>
        <xs:choice>
            <xs:element minOccurs="1" maxOccurs="1" name="Get"
type="tns:EmptyTag"/>
        </xs:choice>
    </xs:complexType>
</xs:element>
</xs:all>
</xs:complexType>
</xs:element>
</xs:schema>

```

2.2.1.16.1.1 Settings

The <Settings> element is the top-level element in the XML document for the **Settings** command.

Parent elements	Child elements	Data type	Number allowed
None	<Oof> <DeviceInformation> <DevicePassword> <UserInformation> <Status> (response only)	Container	1...1 (required)

The <Settings> element encapsulates one or more named property nodes that contain actions and arguments that apply to those properties.

2.2.1.16.1.2 Oof

The <Oof> element specifies a named property node for retrieving and setting out of office (OO) information.

Parent elements	Child elements	Data type	Number allowed
<Settings>	<Get> <Set> (request only) <Status> (response only)	Container	0...1 (optional)

The **Settings** command supports <Get> and <Set> operations for the <Oof> element. The <Oof> element enables a user to do the following:

- Specify whether the user is currently out of office.
- Schedule an **out of office message** to be sent between a particular start date and end date.
- Specify the message that is to be shown to various audiences when the mobile device user is out of office.

<Oof> Get Request and Response

The <Get> command within the <Oof> element enables the client to retrieve OOF information from the server. The client specifies the <BodyType> to be retrieved and the server will return all OOF information and messages.

There is one <OofMessage> node per audience in an <OOF> <Get> response. If the sender group is allowed, but is disabled and has no reply message (specified by the <ReplyMessage> element), an <OofMessage> node is still reported to the client.

If the client does not receive a group, it is presumably because the client does not have permission to enter settings for that group; in such a case, any attempt to set those properties results in an Access Denied status code.

<Oof> Set Request and Response

The <Set> command enables the client to set the OOF status, time OOF, and OOF messages for one or more of the following groups:

- Internal
- External Known Senders (such as contacts)

- External Unknown Senders

2.2.1.16.1.3 Get

The <Get> command enables the client to retrieve information from the server for any named property that supports <Get>.

Parent elements	Data type	Number allowed
<Oof>	Container (request or response)	0...1 (optional)
<UserInformation>	Empty tag (request only) Container (response only)	1...1 (required)
<RightsManagementInformation>	Empty tag (request only) Container (response only)	1...1 (required)

In an <Oof> request, the client specifies the <BodyType> to be retrieved and the server will return all OOF settings and messages for that body type.

The following table lists the child elements of the <Get> element according to the <Get> parent element.

Child elements in an <Oof> request	Child elements in an <Oof> response	Child elements in a <UserInformation> response	Child elements in a <RightsInformationSupport> response
<BodyType>	<OofState> <StartTime> <EndTime> <OofMessage>	<EmailAddresses> <Accounts>	<rightsmanagement:RightsManagementTemplates>

2.2.1.16.1.4 Set

The <Set> command enables the client to set information on the server for the named property that supports <Set>, which includes the <Oof>, <DeviceInformation>, and <DevicePassword> elements.

Parent elements	Data type	Number allowed
<Oof> (request only) <DeviceInformation> (request only) <DevicePassword> (request only)	Container	0...1 (optional)

Child elements in an <Oof> request
<OofState> <StartTime> <EndTime>

Child elements in an <Oof> request
<OofMessage>

When setting the <OOF> element, the client can set the following:

- OOF state
- Start time and end time, if the user wants to schedule an OOF message.
- OOF message or messages for one or more of the supported audiences

Child elements in a <DeviceInformation> request
<Model> <IMEI> <FriendlyName> <OS> <OSLanguage> <PhoneNumber> <UserAgent> <EnableOutboundSMS> <MobileOperator>

Clients SHOULD send <DeviceInformation> parameters to the server as soon as possible after the client has been provisioned, and before the **FolderSync** command, so that the server can use this information to determine what the device has access to. [<46>](#)

<Set> enables the client to specify values for any of the <DeviceInformation> parameters. The following statements apply to the <Set> command request implementation:

- The client SHOULD specify all supported <DeviceInformation> parameters in the <Set> request. An error is not returned if all <DeviceInformation> parameters are not set.
- The client or server makes no assumptions about ordering. The <DeviceInformation> parameters can be specified in any order.
- To delete a given <DeviceInformation> value, the client MUST send the <Set> command with an empty element for that parameter. Active Sync will set that parameter to NULL.

Child elements in a <DevicePassword> request
<Password>

Setting the <DevicePassword> enables the client to set or clear the recovery password of the device.

2.2.1.16.15 OofState

The <OofState> element specifies the availability of the OOF property.

Parent elements	Child elements	Data type	Number allowed
<Get> (OOF response only) <Set> (OOF request only)	None	Integer	0...1 (optional)

The following table lists the valid values for <OofState>.

Value	Meaning
0	The <OOF> property is disabled.
1	The <OOF> property is global.
2	The <OOF> property is time-based.

2.2.1.16.1.6 StartTime

The <StartTime> element is used with the <EndTime> element to specify the range of time during which the user is out of office.

Parent elements	Child elements	Data type	Number allowed
<Get> (<Oof> response only) <Set> (<Oof> request only)	None	DateTime	0...1 (optional)

The <StartTime> element can be present within the <Get> element of the **Settings** response for the <Oof> property, or within the <Set> element of the **Settings** request for the <Oof> property.

In a <Set> <Oof> node, both <StartTime> and <EndTime> MUST be included in the **Settings** request, or neither <StartTime> or <EndTime> MUST be included in the **Settings** request. If either <StartTime> or <EndTime> is included in the request without the other, a <Status> value of 2 is returned as a child of the <Oof> element.

2.2.1.16.1.7 EndTime

The <EndTime> element is used with the <StartTime> element to specify the range of time during which the user is out of office.

Parent elements	Child elements	Data type	Number allowed
<Get> (<Oof> response only) <Set> (<Oof> request only)	None	DateTime	0...1 (optional)

The <EndTime> element can be present within the <Get> element of the **Settings** response for the <Oof> property or within the <Set> element of the **Settings** request for the <Oof> property.

In a <Set> <Oof> node, both <StartTime> and <EndTime> MUST be included in the **Settings** request, or neither <StartTime> or <EndTime> MUST be included in the **Settings** request. If either <StartTime> or <EndTime> is included in the request without the other, a <Status> value of 2 is returned as a child of the <Oof> element.

2.2.1.16.1.8 OofMessage

The <OofMessage> element contains a set of elements that specify the OOF message for a particular audience.

Parent elements	Child elements	Data type	Number allowed
<Get> (<Oof> response only) <Set> (<Oof> request only)	<AppliesToInternal> <AppliesToExternalKnown> <AppliesToExternalUnknown> <Enabled> <ReplyMessage> <BodyType>	Container	0...3

The <Oof> property supports the following three audiences for an OOF message: [<47>](#)

- Internal—A user who is in the same organization as the sending user.
- Known external—A user who is outside the sending user's organization, but is represented in the sending user's contacts.
- Unknown external—A user who is outside the sending user's organization and is not represented in the sending user's contacts.

The presence of one of the following elements, which are mutually exclusive, indicates the audience to which an <OOF> message pertains:

- <AppliesToInternal>—The OOF message is relevant to an internal audience.
- <AppliesToExternalKnown>—The OOF message is relevant to a known external audience.
- <AppliesToExternalUnknown>—The OOF message is relevant to an unknown external audience.

There is one <OofMessage> node per audience in an OOF <Get> response. If a sender group is allowed, but is disabled and has no reply message (specified by the <ReplyMessage> element), an <OofMessage> node is reported to the client. If <AppliesToExternalKnown> or <AppliesToExternalUnknown> are not allowed and are disabled by the administrator but are sent by the client in the <Set> request, <Set> returns a successful <Status> value of 1 even though the user does not have access to these settings. Similarly, <AppliesToExternalKnown> and <AppliesToExternalUnknown> are returned to the client in a <Get> response even if the sender group is not allowed and is disabled.

In an OOF <Set> request, the client MUST NOT include the same AppliesTo* element in more than one <OofMessage> element.

2.2.1.16.1.9 BodyType

The <BodyType> element is a string that specifies the format of the OOF message.

Parent elements	Child elements	Data type	Number allowed
<Get> (request only) <OofMessage>	None	String (not NULL)	1...1 (required) (On <Get>) 0...1 (optional) under <OofMessage>, required if a message is set

The following are the permitted values for the <BodyType> element:

- Text
- HTML

If <BodyType> has the value **HTML**, all message strings are sent in the HTML format. If <BodyType> has the value *Text*, the message strings are sent in **plain text**. Because there is no default value, the <BodyType> node **MUST** be present on all <Get> operations and on any <OfMessage> where the <ReplyMessage> has been set.

2.2.1.16.1.10 AppliesToInternal

The <AppliesToInternal> element indicates that the OOF message applies to internal users. (An internal user is a user who is in the same organization as the sending user.)

Parent elements	Child elements	Data type	Number allowed
<OfMessage>	None	Empty tag	0...1 (Choice of <AppliesToInternal>, <AppliesToExternalKnown>, and <AppliesToExternalUnknown>)

The <AppliesToInternal> element is an **Empty tag** element, meaning it has no value or data type. It is distinguished only by the presence or absence of the <AppliesToInternal/> tag.

When the <AppliesToInternal> element is present, its peer elements (that is, the other elements within the <OfMessage> element) specify the OOF settings with regard to internal users.

The following are the peer elements of the <AppliesToInternal> element:

- <Enabled>—Specifies whether an OOF message is sent to this audience while the sending user is OOF.
- <ReplyMessage>—Specifies the OOF message itself.
- <BodyType>—Specifies the format of the OOF message.

2.2.1.16.1.11 AppliesToExternalKnown

The <AppliesToExternalKnown> element indicates that the OOF message applies to known external users. (A known external user is a user who is outside the sending user's organization, but is represented in the sending user's contacts.)

Parent elements	Child elements	Data type	Number allowed
<OfMessage>	None	Empty tag	0...1 (Choice of <AppliesToInternal>, <AppliesToExternalKnown>, and <AppliesToExternalUnknown>)

The <AppliesToExternalKnown> element is an **Empty tag** element, meaning it has no value or data type. It is distinguished only by the presence or absence of the <AppliesToExternalKnown/> tag.

When the <AppliesToExternalKnown> element is present, its peer elements (that is, the other elements within the <OofMessage> element) specify the OOF settings with regard to known external users.

The following are the peer elements of the <AppliesToExternalKnown> element:

- <Enabled>—Specifies whether an OOF message is sent to this audience while the sending user is OOF.
- <ReplyMessage>—Specifies the OOF reply message.
- <BodyType>—Specifies the format of the OOF message.

2.2.1.16.1.12 AppliesToExternalUnknown

The <AppliesToExternalUnknown> element indicates that the OOF message applies to unknown external users. (An unknown external user is a user who is outside the sending user's organization and is not represented in the sending user's contacts.)

Parent elements	Child elements	Data type	Number allowed
<OofMessage>	None	Empty tag	0...1 (Choice of AppliesToInternal , AppliesToExternalKnown , and AppliesToExternalUnknown)

The <AppliesToExternalUnknown> element is an **Empty tag** element, meaning it has no value or data type. It is distinguished only by the presence or absence of the <AppliesToExternalUnknown/> tag.

When the <AppliesToExternalUnknown> element is present, its peer elements (that is, the other elements within the <OofMessage> element) specify the OOF settings with regard to unknown external users.

The following are the peer elements of the <AppliesToExternalUnknown> element:

- <Enabled>—Specifies whether an OOF message is sent to this audience while the sending user is OOF.
- <ReplyMessage>—Specifies the OOF reply message.
- <BodyType>—Specifies the format of the OOF message.

2.2.1.16.1.13 Enabled

The <Enabled> element specifies whether an OOF message is sent to this audience while the sending user is OOF.

Parent elements	Child elements	Data type	Number allowed
<OofMessage>	None	String	0...1 (optional)

The <Enabled> element is used in the OOF <Get> response to retrieve the current value. The <Enabled> element is used in the OOF <Set> request to set the value.

The value of <Enabled> is 1 if an OOF message is sent while the sending user is OOF; otherwise, the value is 0.

2.2.1.16.1.14 ReplyMessage

The <ReplyMessage> element specifies the message to be shown to a particular audience when the user is OOF.

Parent elements	Child elements	Data type	Number allowed
<OofMessage>	None	String	0...1 (optional)

The <ReplyMessage> can be used in an OOF <Get> response to convey the requested OOF message, or in an OOF <Set> request to set the message that the client wants to send to a particular audience. In a <Set>, any <ReplyMessage> MUST also specify a <BodyType>.

The <OOF> property supports the following three audiences for an OOF message:

- Internal—A user who is in the same organization as the sending user.
- Known external—A user who is outside the sending user's organization, but is represented in the sending user's contacts.
- Unknown external—A user who is outside the sending user's organization and is not represented in the sending user's contacts.

The presence of one of the following elements, which are mutually exclusive, indicates the audience to which an OOF message pertains:

- <AppliesToInternal>—The OOF message is relevant to an internal audience.
- <AppliesToExternalKnown>—The OOF message is relevant to a known external audience.
- <AppliesToExternalUnknown>—The OOF message is relevant to an unknown external audience.

2.2.1.16.1.15 DeviceInformation

The <DeviceInformation> element is the container node that is used for sending the client device's properties to the server.

Parent elements	Child elements	Data type	Number allowed
<Settings>	<Set> (request only) <Status> (response only)	<Container>	0...1 (optional)

Clients SHOULD use the **Provision** command to send <DeviceInformation> to the server. [<48>](#)

When the **Settings** command is used to send the <DeviceInformation> element, it sends the following information about a client device to the server:

- Device model
- International Mobile Equipment Identity (IMEI)
- Device friendly name

- Device operating system
- Telephone number
- Device operating system language
- User Agent
- Whether to enable outbound SMS (see [\[MS-ASMS\]](#))
- Mobile operator name

The device information is represented as a list of settings under the <DeviceInformation> node in the **Settings** command. <DeviceInformation> has only one child element, <Set>, which contains the list of device information items in the request and the status in the response. The <DeviceInformation> element supports only the <Set> elements because this information is write-only from the device.

2.2.1.16.1.16 Model

The <Model> element specifies a name that generally describes the device of the client.

Parent elements	Child elements	Data type	Number allowed
<Set> (<DeviceInformation> request only)	None	String (up to 1024 characters)	0...1 (optional)

The descriptive name of the device can be any string that the client chooses, typically a general description of the device. For example, the name of the manufacturer, the model name, or the model number can be used. The server does not perform any validation of this string, so the client can submit any string.

2.2.1.16.1.17 IMEI

The <IMEI> element specifies a 15-character code that **MUST** uniquely identify a device.

Parent elements	Child elements	Data type	Number allowed
<Set> (<DeviceInformation> request only)	None	String (up to 1024 characters)	0...1 (optional)

The server does not validate the IMEI format.

The device ID parameter that is currently included in the request URL is not precisely defined; protocol implementers are free to populate the field as they want. To enable workable inventory-type report generation, an ID that uniquely identifies a device in the space of all devices is required. The <IMEI> element satisfies this requirement.

2.2.1.16.1.18 FriendlyName

The <FriendlyName> element specifies a name that **MUST** uniquely describe the client device.

Parent elements	Child elements	Data type	Number allowed
<Set> (<DeviceInformation> request only)	None	String (up to 1024 characters)	0...1 (optional)

The friendly name of the device is a string that is meaningful to the user. The server does not validate this value.

The friendly name of the device is specified during partnership creation if the user creates a desktop-device partnership with a desktop. For more information about creating a desktop-device partnership, see [\[MSDN-ADDP\]](#).

2.2.1.16.1.19 OS

The <OS> element specifies the operating system of the client device.

Parent elements	Child elements	Data type	Number allowed
<Set> (<DeviceInformation> request only)	None	String (up to 1024 characters)	0...1 (optional)

Some information about the operating system of the device can be collected from the user agent string that is associated with requests from that client. The mapping from user agent to operating system is not one to one, however, and therefore does not provide sufficient information to troubleshoot and establish an inventory.

The <OS> element is a string value that enables the client to precisely specify the operating system of the device. The server does not perform any validation of this value, but clients SHOULD use the following convention:

<Operating System Product Name> <Operating System Major Version> <Operating System Minor Version>

2.2.1.16.1.20 OSLanguage

The <OSLanguage> element specifies the language that is used by the operating system of the client device.

Parent elements	Child elements	Data type	Number allowed
<Set> (<DeviceInformation> request only)	None	String (up to 1024 characters)	0...1 (optional)

Knowledge of the user's language facilitates localization if the server is required to send localizable content to the client device. The server does not validate the value of the <OSLanguage> element.

2.2.1.16.1.21 PhoneNumber

The <PhoneNumber> element specifies a unique number that identifies the client device.

Parent elements	Child elements	Data type	Number allowed
<Set> (<DeviceInformation> request only)	None	String (up to 1024 characters)	0...1 (optional)

The telephone number facilitates troubleshooting and device management by providing a well-known and unique identifier for the client device. The server does not validate the value of the <PhoneNumber> element.

2.2.1.16.1.22 UserAgent

The <UserAgent> element specifies the user agent.

Parent elements	Child elements	Data type	Number allowed
<Set> (<DeviceInformation> request only)	None	String (up to 1024 characters)	0...1 (optional)

The <UserAgent> element SHOULD contain the information in the User-Agent header. The User-Agent header SHOULD be removed from the HTTP request. The server does not validate the value of the <UserAgent> element.

2.2.1.16.1.23 DevicePassword

The <DevicePassword> element is a container node that is used to send the recovery password of the client device to the server.

Parent elements	Child elements	Data type	Number allowed
<Settings>	<Set> (request only) <Status> (response only)	Container	0...1 (optional)

Use the <Set> operation on the <DevicePassword> property to enable the device to send or store a recovery password on the server. The recovery password is stored in the user's mailbox and can be retrieved by the administrator or the end-user if the user forgets his or her password.

2.2.1.16.1.24 Password

The <Password> element specifies the recovery password of the client device, which is stored by the server.

Parent elements	Child elements	Data type	Number allowed
<Set> (<DevicePassword> request only)	None	String	1...1 (required)

The value of the <Password> element has a maximum length of 255 characters.

To clear an existing recovery password, the client MUST send a <Set> request with an empty <Password> element.

2.2.1.16.1.25 UserInformation

The <UserInformation> element is a container node that is used to request a list of a user's e-mail addresses from the server.

Parent elements	Child elements	Data type	Number allowed
<Settings>	<Get> <Status> (<UserInformation> response only)	Container	0...1 (optional)

The list of a user's e-mail addresses can be useful, for example, for ensuring that the user is not included when performing a Reply to All operation to an e-mail message.

In a request, the <UserInformation> element contains the <Get> command to indicate that the server is to return all available e-mail addresses for the user.

The **Settings** command supports read-only access to the list of a user's various e-mail addresses via the <Get> command. The client is unable to write this information.

2.2.1.16.1.26 EnableOutboundSMS

The <EnableOutboundSMS> element specifies whether the server will send outbound SMS messages through the mobile device. For more details, see [\[MS-ASMS\].<49>](#)

Parent elements	Child elements	Data type	Number allowed
<Set> (<DeviceInformation> request only)	None	Integer	0...1 (optional)

If this element is set to 1, then the mobile device can be used to send outbound SMS messages composed on the server; otherwise, the mobile device cannot be used to send such outbound SMS messages.

2.2.1.16.1.27 MobileOperator

The <MobileOperator> element specifies the name of the mobile operator to which a mobile device is connected. For more details, see [\[MS-ASMS\].<50>](#)

Parent elements	Child elements	Data type	Number allowed
Set (<DeviceInformation> request only)	None	String (up to 1024 characters)	0...1 (optional)

2.2.1.16.1.28 RightsManagementInformation

The <RightsManagementInformation> element [<51>](#) is a container node that is used to request rights management information settings.

Parent elements	Child elements	Data type	Number allowed
<Settings> (request and response)	<Get> (request or response) <Status> (response only)	Container	0...1 (optional)

If the <RightsManagementInformation> element is specified in the request, it MUST include the <Get> element.

2.2.1.16.2 Response

The following code shows the XSD for the **Settings** command response.

```
<?xml version="1.0" encoding="utf-8"?>
<xs:schema xmlns:tns="Settings:" xmlns:xs="http://www.w3.org/2001/XMLSchema"
xmlns:rightsmanagement="RightsManagement:" targetNamespace="Settings:"
elementFormDefault="qualified" attributeFormDefault="unqualified">
  <xs:import namespace="RightsManagement:"/>
  <xs:element name="Settings">
    <xs:complexType>
      <xs:all>
        <xs:element name="Status" type="xs:integer" minOccurs="0" maxOccurs="1"/>
        <xs:element name="Oof" minOccurs="0" maxOccurs="1">
          <xs:complexType>
            <xs:all>
              <xs:element name="Status" type="xs:integer" minOccurs="0"/>
              <xs:element name="Get" minOccurs="0">
                <xs:complexType>
                  <xs:sequence>
                    <xs:element name="OofState" minOccurs="0">
                      <xs:simpleType>
                        <xs:restriction base="xs:integer">
                          <xs:enumeration value="0"/>
                          <xs:enumeration value="1"/>
                          <xs:enumeration value="2"/>
                        </xs:restriction>
                      </xs:simpleType>
                    </xs:element>
                    <xs:element name="StartTime" type="xs:dateTime"/>
                    <xs:element name="EndTime" type="xs:dateTime"/>
                    <xs:element name="OofMessage" minOccurs="0" maxOccurs="3">
                      <xs:complexType>
                        <xs:sequence>
                          <xs:element name="AppliesToInternal" minOccurs="0"/>
                          <xs:element name="AppliesToExternalKnown" minOccurs="0"/>
                          <xs:element name="AppliesToExternalUnknown" minOccurs="0"/>
                          <xs:element name="Enabled" type="xs:integer" minOccurs="0"/>
                          <xs:element name="ReplyMessage" type="xs:string" minOccurs="0"/>
                          <xs:element name="BodyType" type="xs:string"/>
                        </xs:sequence>
                      </xs:complexType>
                    </xs:element>
                  </xs:sequence>
                </xs:complexType>
              </xs:element>
            </xs:all>
          </xs:complexType>
        </xs:element>
        <xs:element name="DeviceInformation" minOccurs="0" maxOccurs="1">
          <xs:complexType>
            <xs:all>
              <xs:element name="Status" minOccurs="0" maxOccurs="1"/>
            </xs:all>
          </xs:complexType>
        </xs:element>
      </xs:all>
    </xs:complexType>
  </xs:element>
</xs:schema>
```

```

<xs:element name="DevicePassword" minOccurs="0" maxOccurs="1">
  <xs:complexType>
    <xs:all>
      <xs:element name="Status" minOccurs="0" maxOccurs="1"/>
    </xs:all>
  </xs:complexType>
</xs:element>
<xs:element name="UserInformation" minOccurs="0" maxOccurs="1">
  <xs:complexType>
    <xs:all>
      <xs:element name="Status" type="xs:integer" minOccurs="0" maxOccurs="1"/>
      <xs:element name="Get" minOccurs="0" maxOccurs="1">
        <xs:complexType>
          <xs:all>
            <xs:element name="Accounts" minOccurs="0" maxOccurs="1">
              <xs:complexType>
                <xs:sequence>
                  <xs:element name="Account" minOccurs="1" maxOccurs="unbounded">
                    <xs:complexType>
                      <xs:all>
                        <xs:element name="AccountId" type="xs:string" minOccurs="0"
maxOccurs="1"/>
                        <xs:element name="AccountName" type="xs:string" minOccurs="0"
maxOccurs="1"/>
                        <xs:element name="UserDisplayName" type="xs:string"
minOccurs="0" maxOccurs="1"/>
                        <xs:element name="SendDisabled" type="xs:boolean"
minOccurs="0" maxOccurs="1"/>
                        <xs:element name="EmailAddresses" minOccurs="0"
maxOccurs="1">
                          <xs:complexType>
                            <xs:sequence>
                              <xs:element name="SMTPAddress" type="xs:string"
minOccurs="0" maxOccurs="unbounded"/>
                              <xs:element name="PrimarySmtptAddress" type="xs:string"
minOccurs="0" maxOccurs="1"/>
                            </xs:sequence>
                          </xs:complexType>
                        </xs:element>
                      </xs:all>
                    </xs:complexType>
                  </xs:element>
                </xs:sequence>
              </xs:complexType>
            </xs:element>
          </xs:all>
        </xs:complexType>
      </xs:element>
    </xs:all>
  </xs:complexType>
</xs:element>
<xs:element name="RightsManagementInformation" minOccurs="0" maxOccurs="1">
  <xs:complexType>
    <xs:all>
      <xs:element name="Status" type="xs:integer" minOccurs="0" maxOccurs="1"/>
      <xs:element name="Get" minOccurs="1" maxOccurs="1">
        <xs:complexType>
          <xs:all>
            <xs:element ref="rightsmanagement:RightsManagementTemplates"/>
          </xs:all>
        </xs:complexType>
      </xs:element>
    </xs:all>
  </xs:complexType>
</xs:element>

```

```

        </xs:all>
      </xs:complexType>
    </xs:element>
  </xs:all>
</xs:complexType>
</xs:element>
</xs:all>
</xs:complexType>
</xs:element>
</xs:schema>

```

2.2.1.16.2.1 Settings

The <Settings> element is the top-level element in the XML document for the **Settings** command.

Parent elements	Child elements	Data type	Number allowed
None	<Oof> <DeviceInformation> <DevicePassword> <UserInformation> <Status> (response only)	Container	1...1 (required)

The <Settings> element encapsulates one or more named property nodes that contain actions and arguments that apply to those properties.

2.2.1.16.2.2 Status

The <Status> element contains a code that indicates the success or failure of the **Settings** command and the success or failure of actions that are associated with a specific property node (<Oof>, <DeviceInformation>, <DevicePassword>, <UserInformation>).

Parent elements (response only)	Child elements	Data type	Number allowed for <Settings> parent	Number allowed for <Oof> parent or <UserInformation> parent
<Settings> <Oof> <UserInformation> <DevicePassword> <DeviceInformation>	None	Integer	1...1 (required)	0...1

The following table lists the valid values for the <Status> element in the context of the **Settings** command response. This is the status at the top level.

Value	Meaning
1	Success.
2	Protocol error.

The following table lists the valid values for <Status> in a **Settings** command <DeviceInformation> response.

Value	Meaning
1	Success.
2	Protocol error. The XML code is formatted incorrectly.

The following table lists the values for <Status> in a **Settings** command <DevicePassword> response.

Value	Meaning
1	Success.
2	Protocol error. The XML code is formatted incorrectly.
5	Invalid arguments. The specified password is too long.
7	Denied by policy. The administrator has disabled password recovery in this deployment.

The following table lists the values for <Status> in a **Settings** command <UserInformation> response.

Value	Meaning
1	Success.
2	Protocol error. The XML code is formatted incorrectly.

For <Status> values common to all ActiveSync commands, see section [2.2.2](#).

The status is specified for the **Settings** command response and for each property node (<Oof>, <DeviceInformation>, <DevicePassword>, <UserInformation>) within **Settings**.

If <OOF> nodes <AppliesToExternalKnown> or <AppliesToExternalUnknown> are not allowed and are disabled by the administrator but are sent by the client in the <Set> request, <Oof> returns a successful <Status> value of 1 even though the user does not have access to these settings.

Error code values 100 to 255 are reserved for property-specific error codes and vary from property to property. Any status value that is not 1 is a failure.

2.2.1.16.2.3 Oof

The <Oof> element specifies a named property node for retrieving and setting OOF information.

Parent elements	Child elements	Data type	Number allowed
<Settings>	<Get> <Set> (request only) <Status> (response only)	Container	0...1 (optional)

The **Settings** command supports <Get> and <Set> operations for the <Oof> element. The <Oof> element enables a user to do the following:

- Specify whether the user is currently out of office.
- Schedule an out of office message to be sent between a particular start date and particular end date.
- Specify the message that is to be shown to various audiences when the mobile device user is out of office.

OOF Get Request and Response

The <Get> command within the <Oof> element enables the client to retrieve OOF information from the server. The client specifies the <BodyType> to be retrieved and the server will return all OOF information and messages.

There is one <OofMessage> node per audience in an OOF <Get> response. If the sender group is allowed, but is disabled and has no Reply message (specified by the <ReplyMessage> element), an <OofMessage> node is still reported to the client.

If the client does not receive a group, it is presumably because the client does not have permission to enter settings for that group; in such a case, any attempt to set those properties MUST result in an Access Denied status code.

OOF Set Request and Response

The <Set> command enables the client to set the OOF status, time OOF, and OOF messages for one or more of the following groups:

- Internal
- External Known Senders (such as contacts)
- External Unknown Senders

2.2.1.16.2.4 Get

The <Get> command enables the client to retrieve information from the server for any named property that supports <Get>.

Parent elements	Data type	Number allowed
<Oof> (request or response)	Container (request or response)	0...1 (optional)
<UserInformation> (request or response)	Empty tag (request only) Container (response only)	1...1 (required)
<RightsManagementInformation> (request only)	Empty tag (request only) Container (response only)	1...1 (required)

The following table lists the child elements of the <Get> element according to the <Get> parent element.

Child elements in an <Oof> request	Child elements in an <Oof> response	Child elements in a <UserInformation> response	Child elements in a <RightsInformationSupport> response
<BodyType>	<OofState> <StartTime> <EndTime> <OofMessage>	<EmailAddresses> <Accounts>	<rightsmanagement:RightsManagementTemplates>

2.2.1.16.2.5 OofState

The <OofState> element specifies the availability of the <OOF> property.

Parent elements	Child elements	Data type	Number allowed
<Get> (<Oof> response only) <Set> (<Oof> request only)	None	Integer	0...1 (optional)

The following table lists the valid values for <OofState>.

Value	Meaning
0	The <Oof> property is disabled.
1	The <Oof> property is global.
2	The <Oof> property is time-based.

<OofState> MUST be set to 2 if the <StartTime> and <EndTime> elements are present. If <OofState> is not set to 2 and the <StartTime> and <EndTime> elements are submitted in the request, the client does receive a successful response message, but the server does not store the <StartTime> and <EndTime> values.

2.2.1.16.2.6 StartTime

The <StartTime> element is used with the <EndTime> element to specify the range of time during which the user is OOF.

Parent elements	Child elements	Data type	Number allowed
<Get> (<Oof> response only) <Set> (<Oof> request only)	None	DateTime	1...1 (required)

The <StartTime> element can be present within the <Get> element of the **Settings** response for the <Oof> property, or within the <Set> element of the **Settings** request for the <Oof> property.

In a <Set> <Oof> node, both <StartTime> and <EndTime> MUST be included in the **Settings** request, or neither <StartTime> or <EndTime> MUST be included in the **Settings** request. If either <StartTime> or <EndTime> is included in the request without the other, a <Status> value of 2 is returned as a child of the <Oof> element.

2.2.1.16.2.7 EndTime

The <EndTime> element is used with the <StartTime> element to specify the range of time during which the user is OOF.

Parent elements	Child elements	Data type	Number allowed
<Get> (<Oof> response only) <Set> (<Oof> request only)	None	DateTime	1...1 (required)

The <EndTime> element can be present within the <Get> element of the **Settings** response for the <Oof> property, or within the <Set> element of the **Settings** request for the <Oof> property.

In a <Set> <Oof> node, both <StartTime> and <EndTime> MUST be included in the **Settings** request, or neither <StartTime> or <EndTime> MUST be included in the **Settings** request. If either <StartTime> or <EndTime> is included in the request without the other, a <Status> value of 2 is returned as a child of the <Oof> element.

2.2.1.16.2.8 OofMessage

The <OofMessage> element contains a set of elements that specify the OOF message for a particular audience.

Parent elements	Child elements	Data type	Number allowed
<Get> (<Oof> response only) <Set> (<Oof> request only)	<AppliesToInternal> <AppliesToExternalKnown> <AppliesToExternalUnknown> <Enabled> <ReplyMessage> <BodyType>	Container	0...3

The <OofMessage> element supports the following three audiences: [<52>](#)

- Internal—A user who is in the same organization as the sending user.
- Known external—A user who is outside the sending user's organization, but is represented in the sending user's contacts.
- Unknown external—A user who is outside the sending user's organization and is not represented in the sending user's contacts.

The presence of one of the following elements, which are mutually exclusive, indicates the audience to which an OOF message pertains:

- AppliesToInternal—The OOF message is relevant to an internal audience.
- AppliesToExternalKnown—The OOF message is relevant to a known external audience.
- AppliesToExternalUnknown—The OOF message is relevant to an unknown external audience.

There is one <OofMessage> node per audience in an OOF <Get> response. If a sender group is allowed, but is disabled and has no reply message (specified by the <ReplyMessage> element), an <OofMessage> node is reported to the client. If <AppliesToExternalKnown> or <AppliesToExternalUnknown> are not allowed and are disabled by the administrator but are sent by

the client in the <Set> request, <Set> returns a successful <Status> value of 1 even though the user does not have access to these settings. Similarly, <AppliesToExternalKnown> and <AppliesToExternalUnknown> are returned to the client in a <Get> response even if the sender group is not allowed and is disabled.

In an <Oof> <Set> request, the client MUST NOT include the same AppliesTo* element in more than one <OofMessage> element.

2.2.1.16.2.9 BodyType

The <BodyType> element is a string that specifies the format of the OOF message.

Parent elements	Child elements	Data type	Number allowed
<Get> (request only) <OofMessage>	None	String	1...1 (required)

The following are the permitted values for the <BodyType> element:

- *Text*
- *HTML*

If <BodyType> has the value of **HTML**, all message strings are sent in the HTML format. If <BodyType> has the value *Text*, the message strings are sent in plain text. Because there is no default value, the <BodyType> node MUST be present.

2.2.1.16.2.10 AppliesToInternal

The <AppliesToInternal> element indicates that the OOF message applies to internal users. (An internal user is a user who is in the same organization as the sending user.)

Parent elements	Child elements	Data type	Number allowed
<OofMessage>	None	Empty tag	0...1 (Choice of <AppliesToInternal>, <AppliesToExternalKnown>, and <AppliesToExternalUnknown>)

The <AppliesToInternal> element is an **Empty tag** element, meaning it has no value or data type. It is distinguished only by the presence or absence of the <AppliesToInternal/> tag.

When the <AppliesToInternal> element is present, its peer elements (that is, the other elements within the <OofMessage> element) specify the OOF settings with regard to internal users.

The following are the peer elements of the <AppliesToInternal> element:

- <Enabled>—Specifies whether an OOF message is sent to this audience while the sending user is OOF.
- <ReplyMessage>—Specifies the OOF message itself.
- <BodyType>—Specifies the format of the OOF message.

2.2.1.16.2.11 AppliesToExternalKnown

The <AppliesToExternalKnown> element indicates that the OOF message applies to known external users. (A known external user is a user who is outside the sending user's organization, but is represented in the sending user's contacts.)

Parent elements	Child elements	Data type	Number allowed
<OofMessage>	None	Empty tag	0...1 (Choice of <AppliesToInternal>, <AppliesToExternalKnown>, and <AppliesToExternalUnknown>)

The <AppliesToExternalKnown> element is an **Empty tag** element, meaning it has no value or data type. It is distinguished only by the presence or absence of the <AppliesToExternalKnown/> tag.

When the <AppliesToExternalKnown> element is present, its peer elements (that is, the other elements within the <OofMessage> element) specify the OOF settings with regard to known external users.

The following are the peer elements of the <AppliesToExternalKnown> element:

- <Enabled>—Specifies whether an OOF message is sent to this audience while the sending user is OOF.
- <ReplyMessage>—Specifies the OOF reply message.
- <BodyType>—Specifies the format of the OOF message.

2.2.1.16.2.12 AppliesToExternalUnknown

The <AppliesToExternalUnknown> element indicates that the OOF message applies to unknown external users. (An unknown external user is a user who is outside the sending user's organization and is not represented in the sending user's contacts.)

Parent elements	Child elements	Data type	Number allowed
<OofMessage>	None	Empty tag	0...1 (Choice of <AppliesToInternal>, <AppliesToExternalKnown>, and <AppliesToExternalUnknown>)

The <AppliesToExternalUnknown> element is an **Empty tag** element, meaning it has no value or data type. It is distinguished only by the presence or absence of the <AppliesToExternalUnknown/> tag.

When the <AppliesToExternalUnknown> element is present, its peer elements (that is, the other elements within the <OofMessage> element) specify the OOF settings with regard to unknown external users.

The following are the peer elements of the <AppliesToExternalUnknown> element:

- <Enabled>—Specifies whether an OOF message is sent to this audience while the sending user is OOF.
- <ReplyMessage>—Specifies the OOF reply message.

- <BodyType>—Specifies the format of the OOF message.

2.2.1.16.2.13 Enabled

The <Enabled> element specifies whether an OOF message is sent to this audience while the sending user is OOF.

Parent elements	Child elements	Data type	Number allowed
<OofMessage>	None	Integer	0...1 (optional)

The <Enabled> element is used in the OOF <Get> response to retrieve the current value. The <Enabled> element is used in the OOF <Set> request to set the value.

The value of <Enabled> is 1 if an OOF message is sent while the sending user is OOF; otherwise, the value is 0.

2.2.1.16.2.14 ReplyMessage

The <ReplyMessage> element specifies the message to be shown to a particular audience when the user is OOF.

Parent elements	Child elements	Data type	Number allowed
<OofMessage>	None	String	0...1 (optional)

The <ReplyMessage> can be used in an OOF <Get> response to convey the requested OOF message, or in an OOF <Set> request to set the message that the client wants to send to a particular audience.

2.2.1.16.2.15 DeviceInformation

The <DeviceInformation> element is the container node that is used for sending the client device's properties of the client device to the server.

Parent elements	Child elements	Data type	Number allowed
<Settings>	<Set> (request only) <Status> (response only)	Container	0...1 (optional)

Clients SHOULD use the **Provision** command to send <DeviceInformation> to the server. [<53>](#)

When the **Settings** command is used to send the <DeviceInformation> element, it sends the following information about a client device to the server:

- Device model
- International Mobile Equipment Identity (IMEI)
- Device friendly name
- Device operating system
- Telephone number

- Device operating system language
- User Agent
- Whether to enable outbound SMS (see [\[MS-ASMS\]](#))
- Mobile operator name

The device information is represented as a flat list of settings under the <DeviceInformation> node in the **Settings** command. <DeviceInformation> has only one child element, <Set>, which contains the list of device information items in the request. The <DeviceInformation> property supports only the <Set> operation because this information is write-only from the device.

2.2.1.16.2.16 DevicePassword

The <DevicePassword> element is a container node that is used to send the recovery password of the client device to the server.

Parent elements	Child elements	Data type	Number allowed
<Settings>	<Set> (request only) <Status> (response only)	Container	0...1 (optional)

Use the <Set> operation on the <DevicePassword> property to enable the device to send or store a recovery password on the server. The recovery password is stored in the user's mailbox and can be retrieved by the administrator or the end-user if the user forgets his or her password.

2.2.1.16.2.17 UserInformation

The **UserInformation** element is a container node that is used to request a list of a user's e-mail addresses from the server.

Parent elements	Child elements	Data type	Number allowed
<Settings>	<Get> <Status> (<UserInformation> response only)	Container	0...1 (optional)

The list of a user's e-mail addresses can be useful, for example, for ensuring that the user is not included when performing a Reply to All operation to an e-mail message.

In a request, the <UserInformation> element contains the <Get> command to indicate that the server is to return all available e-mail addresses for the user.

The **Settings** command supports read-only access to the list of a user's various e-mail addresses via the <Get> command. The client is unable to write this information.

2.2.1.16.2.18 EmailAddresses

The <EmailAddresses> element contains one or more e-mail addresses for the user.

Parent elements	Child elements	Data type	Number allowed
<Get> (response only)	<SMTPAddress> (response only)	Container	0...1 (optional)

2.2.1.16.2.19 SMTPAddress

The <SmtpAddress> element specifies one of the user's e-mail addresses.

Parent elements	Child elements	Data type	Number allowed
<EmailAddresses> (response only)	None	String	1...N (optional)

2.2.1.16.2.20 RightsManagementInformation

The <RightsManagementInformation> element [54](#) is a container node that contains rights management information settings retrieved from the server.

Parent elements	Child elements	Data type	Number allowed
<Settings> (request and response)	<Get> (request or response) <Status> (response only)	Container	0...1 (optional)

2.2.1.16.2.21 Accounts

The <Accounts> element [55](#) is a container for all aggregate accounts that the user subscribes to.

Parent elements	Child elements	Data type	Number allowed
<Get>	<Account>	Container	0...1 (optional)

2.2.1.16.2.22 Account

The <Account> element [56](#) is a container for all account information associated with a single account.

Parent elements	Child elements	Data type	Number allowed
<Accounts>	<AccountId> <AccountName> <UserName> <EmailAddresses>	Container	1...N (required)

2.2.1.16.2.23 AccountId

The <AccountId> element [57](#) specifies the ID of the given account.

Parent elements	Child elements	Data type	Number allowed
<Account>	None	String (up to 64 characters)	0...1 (optional)

The primary account, as identified by the <PrimarySmtpAccount> element, does not have an <AccountId> value.

2.2.1.16.2.24 AccountName

The <AccountName> element [58](#) specifies the friendly name for the given account.

Parent elements	Child elements	Data type	Number allowed
<Account>	None	String (up to 512 characters)	0...1 (optional)

2.2.1.16.2.25 UserDisplayName

The <UserDisplayName> element [<59>](#) specifies the display name of the user associated with the given account.

Parent elements	Child elements	Data type	Number allowed
<Account>	None	String (up to 512 characters)	0...1 (optional)

2.2.1.16.2.26 SendDisabled

The <SendDisabled> element [<60>](#) specifies whether the client can send messages using the given account.

Parent elements	Child elements	Data type	Number allowed
<Account>	None	Boolean	0...1 (optional)

True if the client cannot send using the given account; otherwise, false.

2.2.1.16.2.27 PrimarySmtpAddress

The <PrimarySmtpAddress> element [<61>](#) specifies the primary SMTP address for the given account.

Parent elements	Child elements	Data type	Number allowed
<EmailAddresses>	None	String	0...1 (optional)

The value of the <PrimarySmtpAddress> element can also be returned as a value for the <SmtpAddress> element.

2.2.1.17 SmartForward

The **SmartForward** command is used by clients to forward messages without retrieving the full, original message from the server.

Messages SHOULD NOT be saved directly to the local Sent Items folder by the client; instead, messages can use the <SaveInSentItems> element to automatically have the messages saved on the server. It is not possible to reconcile the local Sent Items folder with the server's Sent Items folder by using the **Sync** command. Items in the server's Sent Items folder can be added to the client by using the **Sync** command, but it is not possible to add items that are in the local Sent Items folder to the server.

The **SmartForward** command can be applied to a meeting. When **SmartForward** is applied to a recurring meeting, the <InstanceId> element specifies the ID of a particular occurrence in the recurring meeting. If **SmartForward** is applied to a recurring meeting and the <InstanceId> element is absent, the server SHOULD forward the entire recurring meeting. If the value of the

<InstanceId> element is invalid, the server responds with <Status> value 104, as specified in section [2.2.2](#).

When **SmartForward** is applied to an appointment, the original message is included by the server as an attachment to the outgoing message. When smart-forwarding a normal message or a meeting, **SmartForward's** behavior is the same as that of the **SmartReply** command.

The **SmartForward** command is similar to the **SendMail** command, but the outgoing message identifies the item being forwarded to and includes the text of the new message. The full text of the original message is retrieved and sent by the server. Using the server copy of the original message saves network bandwidth by not downloading the original message to the client and then uploading it again with the forward.

The **SmartForward** command lists the message recipients.

By default, because the original message and the forward messages can use different **character sets**, this command will always send the outgoing message by using the UTF8 character set for the body of the message.

2.2.1.17.1 Request

The following code shows the XSD for the **SmartForward** command request.

```
<?xml version="1.0" encoding="utf-8"?>
<xs:schema
  xmlns:tns="ComposeMail:"
  attributeFormDefault="unqualified"
  elementFormDefault="qualified"
  targetNamespace="ComposeMail:"
  xmlns:xs="http://www.w3.org/2001/XMLSchema"
  xmlns:rightsmanagement="RightsManagement:">

  <xs:import namespace="RightsManagement:"/>

  <xs:complexType name="EmptyTag" />

  <xs:element name="SmartForward">
    <xs:complexType>
      <xs:all>
        <xs:element name="ClientId" minOccurs="1" maxOccurs="1">
          <xs:simpleType>
            <xs:restriction base="xs:string">
              <xs:minLength value="1"/>
              <xs:maxLength value="40"/>
            </xs:restriction>
          </xs:simpleType>
        </xs:element>
        <xs:element name="Source" minOccurs="1" maxOccurs="1">
          <xs:complexType>
            <xs:all>
              <xs:element name="FolderId" minOccurs="0" maxOccurs="1">
                <xs:simpleType>
                  <xs:restriction base="xs:string">
                    <xs:minLength value="1"/>
                    <xs:maxLength value="64"/>
                  </xs:restriction>
                </xs:simpleType>
              </xs:element>
            </xs:all>
          </xs:complexType>
        </xs:element>
      </xs:all>
    </xs:complexType>
  </xs:element>
</xs:schema>
```

```

        <xs:element name="ItemId" minOccurs="0" maxOccurs="1">
            <xs:simpleType>
                <xs:restriction base="xs:string">
                    <xs:minLength value="1"/>
                    <xs:maxLength value="64"/>
                </xs:restriction>
            </xs:simpleType>
        </xs:element>
        <xs:element name="LongId" minOccurs="0" maxOccurs="1">
            <xs:simpleType>
                <xs:restriction base="xs:string">
                    <xs:minLength value="1"/>
                    <xs:maxLength value="256"/>
                </xs:restriction>
            </xs:simpleType>
        </xs:element>
        <xs:element name="InstanceId" type="xs:dateTime" minOccurs="0"
maxOccurs="1" />
    </xs:all>
</xs:complexType>
</xs:element>
<xs:element name="AccountId" type="xs:string" minOccurs="0" maxOccurs="1" />
<xs:element name="SaveInSentItems" type="tns:EmptyTag" minOccurs="0"
maxOccurs="1" />
<xs:element name="ReplaceMime" type="tns:EmptyTag" minOccurs="0"
maxOccurs="1" />
<xs:element name="Mime" type="xs:string" minOccurs="1" maxOccurs="1" />
<xs:element ref="rightsmanagement:TemplateID" minOccurs="0" maxOccurs="1" />
</xs:all>
</xs:complexType>
</xs:element>
</xs:schema>

```

2.2.1.17.1.1 SmartForward

The <SmartForward> element is the top-level element in the XML stream. It indicates that the body of the HTTP **POST** contains a **SmartForward** command.

Parent elements	Child elements	Data type	Number allowed
None	<ClientId> (request only) <AccountId> (request only) <SaveInSentItems> (request only) <ReplaceMime> (request only) <Source> (request only) <Mime> (request only) <rightsmanagement:TemplateID> (request only) <Status> (response only)	Container	1...1 (required)

2.2.1.17.1.2 ClientId

The <ClientId> element specifies the client's unique message ID (MID).

Parent elements	Child elements	Data type	Number allowed
<SmartForward> (request only)	None	String (Up to 40 characters)	1...1 (required)

The <ClientId> MUST be unique for each message, as the server will use the <ClientId> to identify duplicate messages. The <ClientId> can be a simple counter incremented for each new message.

2.2.1.17.1.3 AccountId

The **AccountId** element [<62>](#) identifies the account from which an e-mail is sent.

Parent elements	Child elements	Data type	Number allowed
<SendMail>	None	String	0...1 (optional)

If the <AccountId> element is not present in the **SmartForward** request, the server sends the e-mail using the account identified by the <PrimarySmtpAddress> element returned in the **Settings** command response.

If <AccountId> is included in the request, the value MUST equal one of the <AccountId> values included in the **Settings** command response (section [2.2.1.16.2](#)).

The server MUST validate that the <AccountId> value provided is valid for sending e-mail. A <Status> value of 166 is returned if the <AccountId> value is not valid. A <Status> value of 167 is returned if the account does not support sending e-mail.

Note The server sends the e-mail by using the <AccountId> value specified by the <AccountId> element, and not the account specified by the <From> element.

2.2.1.17.1.4 SaveInSentItems

The <SaveInSentItems> element specifies whether a copy of the message should be stored in the Sent Items folder. If the <SaveInSentItems> element is present, the message is stored -- if not present, the message is not stored.

Parent elements	Child elements	Data type	Number allowed
<SmartForward> (request only)	None	Empty tag	0...1 (optional)

The <SaveInSentItems> element is an empty tag element, meaning it has no value or data type. It is distinguished only by the presence or absence of the <SaveInSentItems /> tag.

2.2.1.17.1.5 ReplaceMime

The <ReplaceMime> element specifies whether the client is sending the entire message or not. When <ReplaceMime> is present, the server MUST not include the body or attachments of the original message being forwarded. When not included, the client MUST append the body of the original message as attachments to the outgoing message.

The client can use this tag to indicate whether the message was edited inline, or whether the message had reply/forward text prepended to the source message. If the <ReplaceMime> element is present, the message was edited.

Parent elements	Child elements	Data type	Number allowed
<SmartForward> (request only)	None	Empty tag	0...1 (optional)

The <ReplaceMime> element is an empty tag element, meaning it has no value or data type. It is distinguished only by the presence or absence of the <ReplaceMime /> tag.

2.2.1.17.1.6 Source

The <Source> element contains information about the source message.

Parent elements	Child elements	Data type	Number allowed
<SmartForward> (request only)	<FolderId> (request only) <ItemId> (request only) <LongId> (request only) <InstanceId> (request only)	Container	1...1 (required)

2.2.1.17.1.7 FolderId

The <FolderId> element contains the **folder ID (FID)** for the source message, which is returned in the **FolderSync** command response message. If the <FolderId> element is present, the <ItemId> element **MUST** also be present.

Parent elements	Child elements	Data type	Number allowed
<Source> (request only)	None	String (up to 64 characters)	0...1 (optional)

2.2.1.17.1.8 ItemId

The <ItemId> element contains the item ID for the source message, which is returned in the **Sync** command response message. If the <ItemId> element is present, the <FolderId> element **MUST** also be present if the message being forwarded is stored in a folder other than the Inbox folder.

Parent elements	Child elements	Data type	Number allowed
<Source> (request only)	None	String (up to 64 characters)	0...1 (optional)

2.2.1.17.1.9 LongId

The <LongId> element contains the long ID for the source message, which is returned in the **Search** command response message. If the <LongId> element is present, none of the <FolderId>, <ItemId>, or <InstanceId> elements is present.

Parent elements	Child elements	Data type	Number allowed
<Source> (request only)	None	String (up to 256 characters)	0...1 (optional)

2.2.1.17.1.10 InstanceId

The <InstanceId> element contains the instance of a recurrence for the source item. If the <InstanceId> element is present, both the <FolderId> and <ItemId> elements SHOULD be present.

Parent elements	Child elements	Data type	Number allowed
<Source> (request only)	None	DateTime	0...1 (optional)

The format of the <InstanceId> element is a **dateTime** value that includes the punctuation separators. For example, 2010-03-20T22:40:00.000Z.

2.2.1.17.1.11 Mime

The <Mime> element contains the MIME-encoded message.

Parent elements	Child elements	Data type	Number allowed
<SmartForward> (request only)	None	Byte array ([MS-ASDTYPE] section 2.11)	1...1 (required)

The <Mime> content is transferred as an opaque BLOB within the WBXML tags.

2.2.1.17.2 Response

The following code shows the XSD for the **SmartForward** command response.

```
<?xml version="1.0" encoding="UTF-8"?>
<xs:schema xmlns:tns="SmartForward:" xmlns:xs="http://www.w3.org/2001/XMLSchema"
targetNamespace="SmartForward:" elementFormDefault="qualified"
attributeFormDefault="unqualified">
  <xs:element name="SmartForward">
    <xs:complexType>
      <xs:all>
        <xs:element name="Status" type="xs:integer" minOccurs="0"/>
      </xs:all>
    </xs:complexType>
  </xs:element>
</xs:schema>
```

If the message was forwarded successfully, the server returns an empty response.

```
HTTP/1.1 200 OK
Date: Thu, 03 Sep 2009 21:05:44 GMT
Content-Length: 0
```

2.2.1.17.2.1 SmartForward

The <SmartForward> element is the top-level element in the XML stream. It indicates that the body of the HTTP **POST** contains a **SmartForward** command.

Parent elements	Child elements	Data type	Number allowed
None	<ClientId> (request only) <AccountId> (request only) <SaveInSentItems> (request only) <ReplaceMime> (request only) <Source> (request only) <Mime> (request only) <rightsmanagement:TemplateID> (request only) <Status> (response only)	Container	1...1 (required)

2.2.1.17.2.2 Status

The <Status> element indicates the reason for the failure of a **SmartForward** command request.

Parent elements	Child elements	Data type	Number allowed
<SmartForward> (response only)	None	Integer	0...1 (optional)

If the command succeeds, no XML body is returned in the response, as specified in section [2.2.1.17.2](#). If the command fails, the <Status> element contains a code that indicates the type of failure.

Valid <Status> values are listed in section [2.2.2](#).

2.2.1.18 SmartReply

The **SmartReply** command is used by clients to reply to messages without retrieving the full, original message from the server.

The **SmartReply** command is similar to the **SendMail** command, but the outgoing message identifies the item being replied to and includes the text of the new message. The full text of the original message is retrieved and sent by the server. Using the server copy of the original message saves network bandwidth by not downloading the original message to the client and then uploading it again with the reply.

Messages SHOULD NOT be saved directly to the local Sent Items folder by the client; instead, messages can use the <SaveInSentItems> element to automatically have the messages saved on the server. It is not possible to reconcile the local Sent Items folder with the server's Sent Items folder by using the **Sync** command. Items in the server's Sent Items folder can be added to the client by using the **Sync** command, but it is not possible to add items that are in the local Sent Items folder to the server.

The **SmartReply** command can be applied to a meeting. When **SmartReply** is applied to a recurring meeting, the <InstanceId> element specifies the ID of a particular occurrence in the recurring meeting. If **SmartReply** is applied to a recurring meeting and the <InstanceId> element is absent, the server SHOULD reply for the entire recurring meeting. If the value of the <InstanceId> element is invalid, the server responds with Status value 104, as specified in section [2.2.2](#).

The **SmartReply** command lists the message recipients, so it is used to implement both Reply and Reply-to-All functionality. It is the responsibility of the client to implement Reply and Reply-to-All functionality.

By default, because the original message and the reply messages can use different character sets, this command will always send the outgoing message by using the UTF8 character set for the body of the message.

2.2.1.18.1 Request

The following code shows the XSD for the **SmartReply** command request.

```
<?xml version="1.0" encoding="utf-8"?>
<xs:schema
  xmlns:tns="ComposeMail:"
  attributeFormDefault="unqualified"
  elementFormDefault="qualified"
  targetNamespace="ComposeMail:"
  xmlns:xs="http://www.w3.org/2001/XMLSchema"
  xmlns:rightsmanagement="RightsManagement:">

  <xs:import namespace="RightsManagement:"/>

  <xs:complexType name="EmptyTag" />

  <xs:element name="SmartReply">
    <xs:complexType>
      <xs:all>
        <xs:element name="ClientId" minOccurs="1" maxOccurs="1">
          <xs:simpleType>
            <xs:restriction base="xs:string">
              <xs:minLength value="1"/>
              <xs:maxLength value="40"/>
            </xs:restriction>
          </xs:simpleType>
        </xs:element>
        <xs:element name="Source" minOccurs="1" maxOccurs="1">
          <xs:complexType>
            <xs:all>
              <xs:element name="FolderId" minOccurs="0" maxOccurs="1">
                <xs:simpleType>
                  <xs:restriction base="xs:string">
                    <xs:minLength value="1"/>
                    <xs:maxLength value="64"/>
                  </xs:restriction>
                </xs:simpleType>
              </xs:element>
              <xs:element name="ItemId" minOccurs="0" maxOccurs="1">
                <xs:simpleType>
                  <xs:restriction base="xs:string">
                    <xs:minLength value="1"/>
                    <xs:maxLength value="64"/>
                  </xs:restriction>
                </xs:simpleType>
              </xs:element>
              <xs:element name="LongId" minOccurs="0" maxOccurs="1">
                <xs:simpleType>
                  <xs:restriction base="xs:string">
                    <xs:minLength value="1"/>
                    <xs:maxLength value="256"/>
                  </xs:restriction>
                </xs:simpleType>
              </xs:element>
            </xs:all>
          </xs:complexType>
        </xs:element>
      </xs:all>
    </xs:complexType>
  </xs:element>
</xs:schema>
```

```

        </xs:element>
        <xs:element name="InstanceId" type="xs:string" minOccurs="0"
maxOccurs="1" />
    </xs:all>
</xs:complexType>
</xs:element>
<xs:element name="AccountId" type="xs:string" minOccurs="0" maxOccurs="1" />
<xs:element name="SaveInSentItems" type="tns:EmptyTag" minOccurs="0"
maxOccurs="1" />
<xs:element name="ReplaceMime" type="tns:EmptyTag" minOccurs="0"
maxOccurs="1" />
<xs:element name="Mime" type="xs:string" minOccurs="1" maxOccurs="1" />
<xs:element ref="rightsmanagement:TemplateID" minOccurs="0" maxOccurs="1" />
</xs:all>
</xs:complexType>
</xs:element>
</xs:schema>

```

2.2.1.18.1.1 SmartReply

The <SmartReply> element is the top-level element in the XML stream. It indicates that the body of the HTTP **POST** contains a **SmartReply** command.

Parent elements	Child elements	Data type	Number allowed
None	<ClientId> (request only) <AccountId> (request only) <SaveInSentItems> (request only) <ReplaceMime> (request only) <Source> (request only) <Mime> (request only) <rightsmanagement:TemplateID> (request only) <Status> (response only)	Container	1...1 (required)

2.2.1.18.1.2 ClientId

The required element <ClientId> specifies the client's unique message ID (MID).

Parent elements	Child elements	Data type	Number allowed
<SmartReply> (request only)	None	String (Up to 40 characters)	1...1 (required)

The <ClientId> **MUST** be unique for each message, as the server will use the <ClientId> to identify duplicate messages. The <ClientId> can be a simple counter incremented for each new message.

2.2.1.18.1.3 AccountId

The <AccountId> element [63](#) identifies the account from which an e-mail is sent.

Parent elements	Child elements	Data type	Number allowed
<SendMail>	None	String	0...1 (optional)

If the <AccountId> is not present in the **SmartReply** request, the server sends the e-mail using the account identified by the <PrimarySmtpAddress> element returned in the **Settings** command response.

If <AccountId> is included in the request, the value MUST equal one of the <AccountId> values included in the **Settings** command response (section [2.2.1.16.2](#)).

The server MUST validate that the <AccountID> provided is valid for sending email. A <Status> value of 166 is returned if the <AccountId> is not valid. A <Status> value of 167 is returned if the account does not support sending e-mail.

Note The server sends the e-mail using the <AccountId> specified by the <AccountId> element, and not the account specified by the <From> element.

2.2.1.18.1.4 SaveInSentItems

The <SaveInSentItems> element specifies whether a copy of the message should be stored in the Sent Items folder. If the <SaveInSentItems> element is present, the message is stored – if not present, the message is not stored.

Parent elements	Child elements	Data type	Number allowed
<SmartReply> (request only)	None	Empty tag	0...1 (optional)

The <SaveInSentItems> element is an **Empty tag** element, meaning it has no value or data type. It is distinguished only by the presence or absence of the <SaveInSentItems /> tag.

2.2.1.18.1.5 ReplaceMime

The <ReplaceMime> element specifies whether the client is sending the entire message or not. When <ReplaceMime> is present, the server MUST not include the body or attachments of the original message being forwarded. When not included, the client MUST append the body of the original message as attachments to the outgoing message.

The client can use this tag to indicate whether the message was edited inline, or whether the message had reply/forward text prepended to the source message. If the <ReplaceMime> element is present, the message was edited inline.

Parent elements	Child elements	Data type	Number allowed
<SmartReply> (request only)	None	Empty tag	0...1 (optional)

The <ReplaceMime> element is an empty tag element, meaning it has no value or data type. It is distinguished only by the presence or absence of the <ReplaceMime /> tag.

2.2.1.18.1.6 Source

The <Source> element contains information about the source message.

Parent elements	Child elements	Data type	Number allowed
<SmartReply> (request only)	<FolderId> (request only) <ItemId> (request only) <LongId> (request only)	Container	1...1 (required)

Parent elements	Child elements	Data type	Number allowed
	<InstanceId> (request only)		

2.2.1.18.1.7 FolderId

The <FolderId> element contains the folder ID (FID) for the source message, which is returned in the **FolderSync** command response message. If the <FolderId> element is present, the <ItemId> element **MUST** also be present.

Parent elements	Child elements	Data type	Number allowed
<Source> (request only)	None	String (up to 64 characters)	0...1 (optional)

2.2.1.18.1.8 ItemId

The <ItemId> element contains the item ID for the source message, which is returned in the **Sync** command response message. If the <ItemId> element is present, the <FolderId> element **MUST** also be present if the message being replied to is stored in a folder other than the Inbox folder.

Parent elements	Child elements	Data type	Number allowed
<Source> (request only)	None	String (up to 64 characters)	0...1 (optional)

2.2.1.18.1.9 LongId

The <LongId> element contains the long ID for the source message, which is returned in the **Search** command response message. If the <LongId> element is present, none of the <FolderId>, <ItemId>, or <InstanceId> elements is present.

Parent elements	Child elements	Data type	Number allowed
<Source> (request only)	None	String (up to 256 characters)	0...1 (optional)

2.2.1.18.1.10 InstanceId

The <InstanceId> element contains the instance of a recurrence for the source item. If the <InstanceId> element is present, both the <FolderId> and <ItemId> elements **SHOULD** be present.

Parent elements	Child elements	Data type	Number allowed
<Source>	None	String	0...1 (optional)

2.2.1.18.1.11 Mime

The <Mime> element contains the MIME-encoded message.

Parent elements	Child elements	Data type	Number allowed
<SmartReply> (request	None	Byte array ([MS-ASDTYPE] section)	1...1 (required)

Parent elements	Child elements	Data type	Number allowed
only)		2.11)	

The <Mime> content is transferred as an opaque BLOB within the WBXML tags.

2.2.1.18.2 Response

The following code shows the XSD for the **SmartReply** command response.

```
<?xml version="1.0" encoding="UTF-8"?>
<xs:schema xmlns:tns="SmartReply:" xmlns:xs="http://www.w3.org/2001/XMLSchema"
targetNamespace="SmartReply:" elementFormDefault="qualified"
attributeFormDefault="unqualified">
  <xs:element name="SmartReply">
    <xs:complexType>
      <xs:all>
        <xs:element name="Status" type="xs:integer" minOccurs="0"/>
      </xs:all>
    </xs:complexType>
  </xs:element>
</xs:schema>
```

If the message was sent successfully, the server returns an empty response.

```
HTTP/1.1 200 OK
Date: Thu, 03 Sep 2009 21:05:44 GMT
Content-Length: 0
```

2.2.1.18.2.1 SmartReply

The <SmartReply> element is the top-level element in the XML stream. It indicates that the body of the HTTP **POST** contains a **SmartReply** command.

Parent elements	Child elements	Data type	Number allowed
None	<ClientId> (request only) <AccountId> (request only) <SaveInSentItems> (request only) <ReplaceMime> (request only) <Source> (request only) <Mime> (request only) <rightsmanagement:TemplateID> (request only) <Status> (response only)	Container	1...1 (required)

2.2.1.18.2.2 Status

The <Status> element indicates the reason for the failure of a **SmartReply** command request.

Parent elements	Child elements	Data type	Number allowed
<SmartReply> (response only)	None	Integer	0...1 (optional)

If the command succeeds, no XML body is returned in the response, as specified in section [2.2.1.18.2](#). If the command fails, the <Status> element contains a code that indicates the type of failure.

Valid <Status> values are listed in [2.2.2](#). In particular, a <Status> value of 117 indicates that the server does not allow a reply to the message.

2.2.1.19 Sync

The **Sync** command synchronizes changes in a collection between the client and the server.

For more details about the AirSyncBase elements that are used by this command, see [\[MS-ASAIRS\]](#) section 2.2.

Synchronization requires a priming of the system; therefore for each collection that the client wishes to synchronize, it **MUST** issue an initial **Sync** request by sending a synchronization key of 0. This request establishes a synchronization relationship with the server and initializes the synchronization state there. The server responds with an initial value of the synchronization key, which the client **MUST** then use to get the initial set of objects from the server. (From this point forward, client requests **MUST** always include the synchronization key that was received in the last response from the server.) The client then sends a **Sync** command request to the server with the response synchronization key and includes any changes that were made on the client.

If the client device has not yet synchronized a folder, there **SHOULD** be no client-side changes. The device **MUST** synchronize the full contents of a given folder, and then have its changes, additions, and deletions applied.

The response from the server indicates whether the client's changes were accepted, and includes any changes that were made on the server. The server response also contains a synchronization key that is to be used for the next synchronization session for the folder.

[MS-ASCMD] has been optimized for the case in which there are no changes to any of the collections that are specified in the **Sync** request. In such a case, the client can receive an empty response from the server. After the client receives an empty response, the client can issue an empty **Sync** request. The server then re-executes the previous request, which it cached.

Certain ActiveSync classes support **ghosted** properties. A ghosted property whose value has not changed from the last **Sync** response can be excluded from the request body, and its value on the server will be preserved instead of being deleted. A client uses the <Supported> element to specify to the server which properties are managed by the client and not ghosted by the server. For more information, see section [2.2.1.19.1.12](#).

The following diagram shows request and response processing by the client.

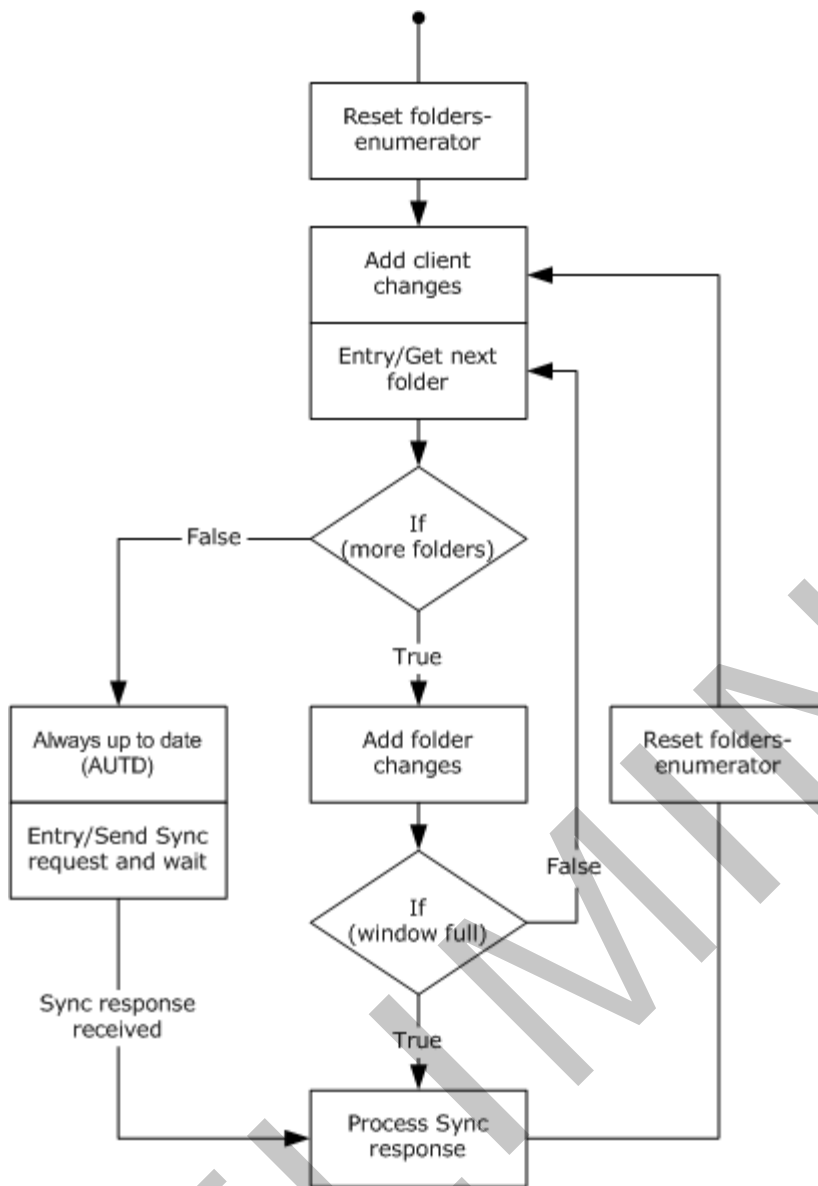


Figure 3: Sync command client processing

2.2.1.19.1 Request

The following code shows the XSD for the **Sync** command request.

```

<?xml version="1.0" encoding="utf-8"?>
<xs:schema
  xmlns:tns="AirSync:"
  attributeFormDefault="unqualified"
  elementFormDefault="qualified"
  targetNamespace="AirSync:"
  xmlns:xs="http://www.w3.org/2001/XMLSchema"
  xmlns:contacts="Contacts:"

```

```

xmlns:contacts2="Contacts2:"
xmlns:calendar="Calendar:"
xmlns:email="Email:"
xmlns:airsyncbase="AirSyncBase:"
xmlns:tasks="Tasks:"
xmlns:notes="Notes:"
xmlns:rightsmanagement="RightsManagement:">

<xs:import namespace="Contacts2:"/>
<xs:import namespace="Contacts:"/>
<xs:import namespace="Email:"/>
<xs:import namespace="Calendar:"/>
<xs:import namespace="AirSyncBase:"/>
<xs:import namespace="Tasks:"/>
<xs:import namespace="Notes:"/>
<xs:import namespace="RightsManagement:"/>

<xs:complexType name="EmptyTag" />

<xs:element name="Sync">
  <xs:complexType>
    <xs:sequence minOccurs="1" maxOccurs="1">
      <xs:element name="Collections" minOccurs="0" maxOccurs="1">
        <xs:complexType>
          <xs:sequence>
            <xs:element minOccurs="1" maxOccurs="unbounded" name="Collection">
              <xs:complexType>
                <xs:sequence>
                  <xs:element name="SyncKey">
                    <xs:simpleType>
                      <xs:restriction base="xs:string">
                        <xs:maxLength value="64"/>
                      </xs:restriction>
                    </xs:simpleType>
                  </xs:element>
                  <xs:element minOccurs="0" name="NotifyGUID" type="xs:string"/>
                  <xs:element minOccurs="1" name="CollectionId">
                    <xs:simpleType>
                      <xs:restriction base="xs:string">
                        <xs:maxLength value="64"/>
                      </xs:restriction>
                    </xs:simpleType>
                  </xs:element>
                  <xs:element minOccurs="0" name="Supported">
                    <xs:complexType mixed="true">
                      <xs:sequence minOccurs="0">
                        <xs:choice maxOccurs="unbounded">
                          <xs:group ref="contacts:GhostingProps"/>
                          <xs:group ref="contacts2:GhostingProps"/>
                          <xs:group ref="calendar:GhostingProps"/>
                        </xs:choice>
                      </xs:sequence>
                    </xs:complexType>
                  </xs:element>
                  <xs:element minOccurs="0" name="DeletesAsMoves" type="xs:boolean"/>
                  <xs:element minOccurs="0" name="GetChanges" type="xs:boolean"/>
                  <xs:element minOccurs="0" name="WindowSize">

```

```

        <xs:simpleType>
          <xs:restriction base="xs:integer">
            <xs:minInclusive value="0"/>
            <xs:maxInclusive value="512"/>
          </xs:restriction>
        </xs:simpleType>
      </xs:element>
      <xs:element name="ConversationMode" minOccurs="0" maxOccurs="1"
type="xs:boolean"/>
      <xs:element minOccurs="0" maxOccurs="2" name="Options">
        <xs:complexType>
          <xs:choice maxOccurs="unbounded">
            <xs:element name="FilterType" minOccurs="0">
              <xs:simpleType>
                <xs:restriction base="xs:unsignedByte">
                  <xs:minInclusive value="0"/>
                  <xs:maxInclusive value="8"/>
                </xs:restriction>
              </xs:simpleType>
            </xs:element>
            <xs:element name="Class" type="xs:string" minOccurs="0"
maxOccurs="1" />
            <xs:element ref="airsyncbase:BodyPreference" minOccurs="0"
maxOccurs="unbounded" />
            <xs:element ref="airsyncbase:BodyPartPreference" minOccurs="0"
maxOccurs="1" />
            <xs:element minOccurs="0" name="Conflict" type="xs:unsignedByte">
              <xs:simpleType>
                <xs:restriction base="xs:unsignedByte">
                  <xs:minInclusive value="0"/>
                  <xs:maxInclusive value="1"/>
                </xs:restriction>
              </xs:simpleType>
            </xs:element>
            <xs:element minOccurs="0" maxOccurs="1" name="MIMESupport">
              <xs:simpleType>
                <xs:restriction base="xs:unsignedByte">
                  <xs:minInclusive value="0" />
                  <xs:maxInclusive value="2" />
                </xs:restriction>
              </xs:simpleType>
            </xs:element>
            <xs:element minOccurs="0" maxOccurs="1" name="MIMETruncation">
              <xs:simpleType>
                <xs:restriction base="xs:unsignedByte">
                  <xs:minInclusive value="0" />
                  <xs:maxInclusive value="8" />
                </xs:restriction>
              </xs:simpleType>
            </xs:element>
            <xs:element name="MaxItems" minOccurs="0" maxOccurs="1">
              <xs:simpleType>
                <xs:restriction base="xs:integer">
                  <xs:minInclusive value="1"/>
                </xs:restriction>
              </xs:simpleType>
            </xs:element>
            <xs:element ref="rightsmanagement:RightsManagementSupport"
minOccurs="0" maxOccurs="1" />
          </xs:choice>
        </xs:complexType>
      </xs:element>
    </xs:element>
  </xs:complexType>
</xs:simpleContent>
</xs:element>

```

```

        </xs:choice>
      </xs:complexType>
    </xs:element>
    <xs:element minOccurs="0" name="Commands">
      <xs:complexType>
        <xs:choice maxOccurs="unbounded">
          <xs:element minOccurs="0" maxOccurs="unbounded" name="Change">
            <xs:complexType>
              <xs:sequence>
                <xs:element name="ServerId">
                  <xs:simpleType>
                    <xs:restriction base="xs:string">
                      <xs:maxLength value="64"/>
                    </xs:restriction>
                  </xs:simpleType>
                </xs:element>
                <xs:element name="ApplicationData">
                  <xs:complexType>
                    <xs:sequence>
                      <xs:choice maxOccurs="unbounded">
                        <xs:element ref="email:Flag"/>
                        <xs:element ref="email:Read"/>
                        <xs:element ref="email:Categories"/>
                        <xs:element ref="calendar:OrganizerName"/>
                        <xs:element ref="calendar:OrganizerEmail"/>
                        <xs:element ref="calendar:Exceptions"/>
                        <xs:element ref="calendar:Attendees"/>
                        <xs:element ref="calendar:DisallowNewTimeProposal"/>
                        <xs:element ref="calendar:ResponseRequested"/>
                        <xs:element ref="calendar:TimeZone"/>
                        <xs:element ref="calendar:AllDayEvent"/>
                        <xs:element ref="airsynibase:NativeBodyType"/>
                        <xs:element ref="airsynibase:Body"/>
                        <xs:element ref="calendar:BusyStatus"/>
                        <xs:element ref="calendar:Categories"/>
                        <xs:element ref="calendar:DtStamp"/>
                        <xs:element ref="calendar:EndTime"/>
                        <xs:element ref="calendar:Location"/>
                        <xs:element ref="calendar:MeetingStatus"/>
                        <xs:element ref="calendar:Reminder"/>
                        <xs:element ref="calendar:Sensitivity"/>
                        <xs:element ref="calendar:Subject"/>
                        <xs:element ref="calendar:StartTime"/>
                        <xs:element ref="calendar:UID"/>
                        <xs:element ref="calendar:Recurrence"/>
                        <xs:element ref="contacts:Anniversary"/>
                        <xs:element ref="contacts:AssistantName"/>
                        <xs:element ref="contacts:AssistantPhoneNumber"/>
                        <xs:element ref="contacts:AssistnamePhoneNumber"/>
                        <xs:element ref="contacts:Birthday"/>
                        <xs:element ref="contacts:Business2PhoneNumber"/>
                        <xs:element ref="contacts:BusinessAddressCity"/>
                        <xs:element ref="contacts:BusinessAddressCountry"/>
                        <xs:element
ref="contacts:BusinessAddressPostalCode"/>
                        <xs:element ref="contacts:BusinessAddressState"/>
                        <xs:element ref="contacts:BusinessAddressStreet"/>
                        <xs:element ref="contacts:BusinessFaxNumber"/>
                        <xs:element ref="contacts:BusinessPhoneNumber"/>

```

<xs:element ref="contacts:CarPhoneNumber"/>
<xs:element ref="contacts:Categories"/>
<xs:element ref="contacts:Children"/>
<xs:element ref="contacts:CompanyName"/>
<xs:element ref="contacts:Department"/>
<xs:element ref="contacts:Email1Address"/>
<xs:element ref="contacts:Email2Address"/>
<xs:element ref="contacts:Email3Address"/>
<xs:element ref="contacts:FileAs"/>
<xs:element ref="contacts:FirstName"/>
<xs:element ref="contacts:MiddleName"/>
<xs:element ref="contacts:Home2PhoneNumber"/>
<xs:element ref="contacts:HomeAddressCity"/>
<xs:element ref="contacts:HomeAddressCountry"/>
<xs:element ref="contacts:HomeAddressPostalCode"/>
<xs:element ref="contacts:HomeAddressState"/>
<xs:element ref="contacts:HomeAddressStreet"/>
<xs:element ref="contacts:HomeFaxNumber"/>
<xs:element ref="contacts:HomePhoneNumber"/>
<xs:element ref="contacts:JobTitle"/>
<xs:element ref="contacts:LastName"/>
<xs:element ref="contacts:MobilePhoneNumber"/>
<xs:element ref="contacts:OfficeLocation"/>
<xs:element ref="contacts:OtherAddressCity"/>
<xs:element ref="contacts:OtherAddressCountry"/>
<xs:element ref="contacts:OtherAddressPostalCode"/>
<xs:element ref="contacts:OtherAddressState"/>
<xs:element ref="contacts:OtherAddressStreet"/>
<xs:element ref="contacts:PagerNumber"/>
<xs:element ref="contacts:RadioPhoneNumber"/>
<xs:element ref="contacts:Spouse"/>
<xs:element ref="contacts:Suffix"/>
<xs:element ref="contacts:Title"/>
<xs:element ref="contacts:WebPage"/>
<xs:element ref="contacts:YomiCompanyName"/>
<xs:element ref="contacts:YomiFirstName"/>
<xs:element ref="contacts:Picture"/>
<xs:element ref="contacts2:CustomerId"/>
<xs:element ref="contacts2:GovernmentId"/>
<xs:element ref="contacts2:IMAddress"/>
<xs:element ref="contacts2:IMAddress2"/>
<xs:element ref="contacts2:IMAddress3"/>
<xs:element ref="contacts2:ManagerName"/>
<xs:element ref="contacts2:CompanyMainPhone"/>
<xs:element ref="contacts2:AccountName"/>
<xs:element ref="contacts2:NickName"/>
<xs:element ref="contacts2:MMS"/>
<xs:element ref="contacts:YomiLastName"/>
<xs:element ref="tasks:Complete"/>
<xs:element ref="tasks:Subject"/>
<xs:element ref="tasks:Categories"/>
<xs:element ref="tasks:DateCompleted"/>
<xs:element ref="tasks:DueDate"/>
<xs:element ref="tasks:UtcDueDate"/>
<xs:element ref="tasks:Importance"/>
<xs:element ref="tasks:Recurrence"/>
<xs:element ref="tasks:ReminderSet"/>
<xs:element ref="tasks:ReminderTime"/>
<xs:element ref="tasks:Sensitivity"/>

```

        <xs:element ref="tasks:StartDate"/>
        <xs:element ref="tasks:UtcStartDate"/>
        <xs:element ref="notes:Subject"/>
        <xs:element ref="notes:MessageClass"/>
        <xs:element ref="notes:LastModifiedDate"/>
        <xs:element ref="notes:Categories"/>
    </xs:choice>
</xs:sequence>
</xs:complexType>
</xs:element>
</xs:sequence>
</xs:complexType>
</xs:element>
<xs:element minOccurs="0" maxOccurs="unbounded" name="Delete">
    <xs:complexType>
        <xs:sequence>
            <xs:element name="ServerId">
                <xs:simpleType>
                    <xs:restriction base="xs:string">
                        <xs:maxLength value="64"/>
                    </xs:restriction>
                </xs:simpleType>
            </xs:element>
        </xs:sequence>
    </xs:complexType>
</xs:element>
<xs:element minOccurs="0" maxOccurs="unbounded" name="Add">
    <xs:complexType>
        <xs:sequence>
            <xs:element name="Class" type="xs:string" minOccurs="0"
maxOccurs="1" />

            <xs:element name="ClientId">
                <xs:simpleType>
                    <xs:restriction base="xs:string">
                        <xs:maxLength value="64"/>
                    </xs:restriction>
                </xs:simpleType>
            </xs:element>
            <xs:element name="ApplicationData">
                <xs:complexType>
                    <xs:sequence>
                        <xs:choice maxOccurs="unbounded">
                            <xs:element ref="calendar:OrganizerName"/>
                            <xs:element ref="calendar:OrganizerEmail"/>
                            <xs:element ref="calendar:Exceptions"/>
                            <xs:element ref="calendar:Attendees"/>
                            <xs:element ref="calendar:DisallowNewTimeProposal"/>
                            <xs:element ref="calendar:ResponseRequested"/>
                            <xs:element ref="calendar:TimeZone"/>
                            <xs:element ref="calendar:AllDayEvent"/>
                            <xs:element ref="airsynbase:NativeBodyType"/>
                            <xs:element ref="airsynbase:Body"/>
                            <xs:element ref="calendar:BusyStatus"/>
                            <xs:element ref="calendar:Categories"/>
                            <xs:element ref="calendar:DtStamp"/>
                            <xs:element ref="calendar:EndTime"/>
                            <xs:element ref="calendar:Location"/>
                            <xs:element ref="calendar:MeetingStatus"/>
                            <xs:element ref="calendar:Reminder"/>

```



```

<xs:element ref="calendar:Sensitivity"/>
<xs:element ref="calendar:Subject"/>
<xs:element ref="calendar:StartTime"/>
<xs:element ref="calendar:UID"/>
<xs:element ref="calendar:Recurrence"/>
<xs:element ref="contacts:Anniversary"/>
<xs:element ref="contacts:AssistantName"/>
<xs:element ref="contacts:AssistantPhoneNumber"/>
<xs:element ref="contacts:AssistnamePhoneNumber"/>
<xs:element ref="contacts:Birthday"/>
<xs:element ref="contacts:Business2PhoneNumber"/>
<xs:element ref="contacts:BusinessAddressCity"/>
<xs:element ref="contacts:BusinessAddressCountry"/>
<xs:element
ref="contacts:BusinessAddressPostalCode"/>
<xs:element ref="contacts:BusinessAddressState"/>
<xs:element ref="contacts:BusinessAddressStreet"/>
<xs:element ref="contacts:BusinessFaxNumber"/>
<xs:element ref="contacts:BusinessPhoneNumber"/>
<xs:element ref="contacts:CarPhoneNumber"/>
<xs:element ref="contacts:Categories"/>
<xs:element ref="contacts:Children"/>
<xs:element ref="contacts:CompanyName"/>
<xs:element ref="contacts:Department"/>
<xs:element ref="contacts:Email1Address"/>
<xs:element ref="contacts:Email2Address"/>
<xs:element ref="contacts:Email3Address"/>
<xs:element ref="contacts:FileAs"/>
<xs:element ref="contacts:FirstName"/>
<xs:element ref="contacts:MiddleName"/>
<xs:element ref="contacts:Home2PhoneNumber"/>
<xs:element ref="contacts:HomeAddressCity"/>
<xs:element ref="contacts:HomeAddressCountry"/>
<xs:element ref="contacts:HomeAddressPostalCode"/>
<xs:element ref="contacts:HomeAddressState"/>
<xs:element ref="contacts:HomeAddressStreet"/>
<xs:element ref="contacts:HomeFaxNumber"/>
<xs:element ref="contacts:HomePhoneNumber"/>
<xs:element ref="contacts:JobTitle"/>
<xs:element ref="contacts:LastName"/>
<xs:element ref="contacts:MobilePhoneNumber"/>
<xs:element ref="contacts:OfficeLocation"/>
<xs:element ref="contacts:OtherAddressCity"/>
<xs:element ref="contacts:OtherAddressCountry"/>
<xs:element ref="contacts:OtherAddressPostalCode"/>
<xs:element ref="contacts:OtherAddressState"/>
<xs:element ref="contacts:OtherAddressStreet"/>
<xs:element ref="contacts:PagerNumber"/>
<xs:element ref="contacts:RadioPhoneNumber"/>
<xs:element ref="contacts:Spouse"/>
<xs:element ref="contacts:Suffix"/>
<xs:element ref="contacts:Title"/>
<xs:element ref="contacts:WebPage"/>
<xs:element ref="contacts:YomiCompanyName"/>
<xs:element ref="contacts:YomiFirstName"/>
<xs:element ref="contacts:YomiLastName"/>
<xs:element ref="contacts:Picture"/>
<xs:element ref="contacts2:CustomerId"/>
<xs:element ref="contacts2:GovernmentId"/>

```

```

<xs:element ref="contacts2:IMAddress"/>
<xs:element ref="contacts2:IMAddress2"/>
<xs:element ref="contacts2:IMAddress3"/>
<xs:element ref="contacts2:ManagerName"/>
<xs:element ref="contacts2:CompanyMainPhone"/>
<xs:element ref="contacts2:AccountName"/>
<xs:element ref="contacts2:NickName"/>
<xs:element ref="contacts2:MMS"/>
<xs:element ref="tasks:Complete"/>
<xs:element ref="tasks:Subject"/>
<xs:element ref="tasks:Categories"/>
<xs:element ref="tasks:DateCompleted"/>
<xs:element ref="tasks:DueDate"/>
<xs:element ref="tasks:UtcDueDate"/>
<xs:element ref="tasks:Importance"/>
<xs:element ref="tasks:Recurrence"/>
<xs:element ref="tasks:ReminderSet"/>
<xs:element ref="tasks:ReminderTime"/>
<xs:element ref="tasks:Sensitivity"/>
<xs:element ref="tasks:StartDate"/>
<xs:element ref="tasks:UtcStartDate"/>
<xs:element ref="notes:Subject"/>
<xs:element ref="notes:MessageClass"/>
<xs:element ref="notes:LastModifiedDate"/>
<xs:element ref="notes:Categories"/>
<xs:element ref="email:To"/>
<xs:element ref="email:From"/>
<xs:element ref="email:DateReceived"/>
<xs:element ref="email:InternetCPID"/>
<xs:element ref="email:Importance"/>
<xs:element ref="email:Flag"/>
<xs:element ref="email:Read"/>
</xs:choice>
</xs:sequence>
</xs:complexType>
</xs:element>
</xs:sequence>
</xs:complexType>
</xs:element>
<xs:element minOccurs="0" maxOccurs="unbounded" name="Fetch">
  <xs:complexType>
    <xs:sequence>
      <xs:element name="ServerId">
        <xs:simpleType>
          <xs:restriction base="xs:string">
            <xs:maxLength value="64"/>
          </xs:restriction>
        </xs:simpleType>
      </xs:element>
    </xs:sequence>
  </xs:complexType>
</xs:element>
</xs:choice>
</xs:complexType>
</xs:element>
</xs:sequence>
</xs:complexType>
</xs:element>
</xs:sequence>

```

```

    </xs:complexType>
  </xs:element>
  <xs:element name="Wait" minOccurs="0" maxOccurs="1">
    <xs:simpleType>
      <xs:restriction base="xs:integer">
        <xs:minInclusive value="1"/>
        <xs:maxInclusive value="59"/>
      </xs:restriction>
    </xs:simpleType>
  </xs:element>
  <xs:element name="HeartbeatInterval" minOccurs="0" maxOccurs="1">
    <xs:simpleType>
      <xs:restriction base="xs:integer">
        <xs:minInclusive value="60"/>
        <xs:maxInclusive value="3540"/>
      </xs:restriction>
    </xs:simpleType>
  </xs:element>
  <xs:element name="WindowSize" minOccurs="0" maxOccurs="1">
    <xs:simpleType>
      <xs:restriction base="xs:integer">
        <xs:minInclusive value="0"/>
        <xs:maxInclusive value="512"/>
      </xs:restriction>
    </xs:simpleType>
  </xs:element>
  <xs:element name="Partial" type="tns:EmptyTag" minOccurs="0" maxOccurs="1" />
</xs:sequence>
</xs:complexType>
</xs:element>
</xs:schema>

```

2.2.1.19.1.1 Sync

The <Sync> element is the top-level element in the XML document. It identifies the body of the HTTP **POST** as containing a **Sync** command.

Parent elements	Child elements	Data type	Number allowed
None	<Collections> <Partial> (request only) <Wait> (request only) <HeartbeatInterval> (request only) <WindowSize> (request only) <Limit> (response only) <Status> (response only)	Container	1...1 (required)

The <Sync> element can also include one or more explicit namespace attributes.

The <Limit> element and <Collections> element are mutually exclusive in a **Sync** response. That is, a **Sync** response can include either a <Limit> element or a <Collections> element, but not both.

2.2.1.19.1.1.1 Empty Sync Request

If the client sends a **Sync** request with no client additions, changes, or deletes, the server caches the request. If no changes are detected on the server, the **Sync** response includes only HTTP headers, and no XML payload, and is referred to as an empty **Sync** response.

When the client receives the empty **Sync** response, if there are no pending client changes, the client in turn can send only the HTTP headers, and no XML payload in the **Sync** request to save bandwidth. This request is referred to as an empty **Sync** request. If bandwidth is not a concern, the client can send a **Sync** request with an XML payload.

When the server receives the empty **Sync** request, the server assumes the request is identical to the cached request, so it retrieves the cached request and uses it. The cached request is discarded when the server receives a **Sync** request with an XML payload (a non-empty **Sync** request). This exchange of the empty **Sync** requests and responses continues until a change is detected on either the client or server. For an example empty **Sync** request and response, see section [4.4.10](#).

2.2.1.19.1.2 Wait

The <Wait> element specifies, in a request, the number of minutes that the server SHOULD delay a response.

Parent elements	Child elements	Data type	Number allowed
Sync (request only)	None	Integer	0...1 (optional)

Valid values for <Wait> are 1 through 59. When the client requests a wait-interval that is outside the acceptable range the server will send a response that includes a <Status> value of 14 and a <Limit> element.

Either <Wait> or <HeartbeatInterval> (section [2.2.1.19.1.3](#)) can be specified, but not both. If both are specified, the server response will include a <Status> value of 4.

When <Wait> is used in a **Sync** request, the element indicates to the server that a response SHOULD be delayed either until the wait-interval, which is indicated by the contents of the <Wait> element, elapses or until any of the collections that are included in the request have changed.

It is at the discretion of the client to send the <Wait> element; the server is only guaranteed to respond immediately when <Wait> is not present. The client typically wants a server response immediately in the following cases:

- The client adds new items by using the <Add> element. In this case, an immediate response is required because the client requires the server-provided item ID to track changes to those new items.
- The client sends the server a <Change> element that contains an important update. In this case, a delayed response increases the possibility that the client has to resend the change because of a lost connection.

Although the server is only guaranteed to respond immediately when <Wait> and <HeartbeatInterval> are not present, the server SHOULD always respond immediately to a **Sync** request that includes an <Add> or a <Change>, unless the addition or change involves only flags.

A flagging change or a move out of (and not into) a folder which is being synced SHOULD NOT cause the request to finish early.

2.2.1.19.1.3 HeartbeatInterval

The <HeartbeatInterval> element specifies the number of seconds that the server SHOULD delay a response.

Parent elements	Child elements	Data type	Number allowed
<Sync> (request only)	None	Integer	0...1 (optional)

Valid values for <HeartbeatInterval> are 60 through 3540 seconds (59 minutes). When the client requests an interval that is outside the acceptable range the server will send a response that includes a <Status> value of 14 and a <Limit> element.

Either <HeartbeatInterval> or <Wait> (section [2.2.1.19.1.2](#)) can be specified, but not both. If both are specified, the server response will include a <Status> value of 4.

When <HeartbeatInterval> is used in a **Sync** request, the element indicates to the server that a response SHOULD be delayed either until the interval, which is indicated by the contents of the <HeartbeatInterval> element, elapses or until any of the collections that are included in the request have changed.

It is at the discretion of the client to send the <HeartbeatInterval> element; the server is only guaranteed to respond immediately when neither <HeartbeatInterval> nor <Wait> (section [2.2.1.19.1.2](#)) are present. The client typically requires a server response immediately in the following cases:

- The client adds new items by using the <Add> element. In this case, an immediate response is required because the client requires the server-provided item ID to track changes to those new items.
- The client sends the server a <Change> element that contains an important update. In this case, a delayed response increases the possibility that the client has to resend the change because of a lost connection.

Although the server is only guaranteed to respond immediately when <HeartbeatInterval> and <Wait> (section [2.2.1.19.1.2](#)) are not present, the server SHOULD always respond immediately to a **Sync** request that includes an <Add> or a <Change>, unless the addition or change involves only flags.

A flagging change or a move out of (and not into) a folder which is being synced SHOULD NOT cause the request to finish early.

2.2.1.19.1.4 Partial

The <Partial> element indicates to the server that the client sent a partial list of collections, in which case the server obtains the rest of the collections from its cache.

Parent elements	Child elements	Data type	Number allowed
<Sync> (request only)	None	Empty tag	0...1 (optional)

The <Partial> element is an **Empty tag** element, meaning it has no value or data type. It is distinguished only by the presence or absence of the <Partial/> tag.

The client MUST NOT send a <Partial> element without any other elements in the **Sync** request. A **Sync** request is valid with just a <Partial> element and either a <Wait> or <HeartbeatInterval>

element, a <WindowSize> element, a <Collections> element, or any combination of the three. A **Sync** request requires, at least, either a <Partial> element or a <Collections> element.

When a request includes a <Partial> element but does not specify some collections, the settings and synchronization key for each of those unspecified collections specified in the previous **Sync** request remain the same as specified in the previous request. Such a request is equivalent to a request that specifies each of these collections with the same settings and synchronization key as in the previous request. This enables the client to modify some aspect of the previous request (one of the collections, the wait time, the global window size, and so on) without sending up every unchanged collection.

2.2.1.19.1.5 WindowSize

The <WindowSize> element is sent from the client to the server to specify a maximum number of changed items in a collection or a request that SHOULD be included in the synchronization response.

Parent elements	Child elements	Data type	Number allowed
<Collection> (request only) <Sync> (request only)	None	Integer	0...1 (optional)

The maximum value for the <WindowSize> element is 512. However, if the <WindowSize> element is set to 512, the server can send **Sync** response messages that contain less than 512 updates. If the server does not send all the updates in a single message, the **Sync** response message contains the <MoreAvailable> element, which indicates that there are additional updates on the server to be downloaded to the client.

The <WindowSize> element appears only in requests that are sent to the server from the client. If <WindowSize> is omitted, the server behaves as if a <WindowSize> element with a value of 100 were submitted. The server interprets values above 512 and 0 (zero) as 512.

<WindowSize> values less than 100 increase the load on the server, increase bandwidth, and decrease battery life because of the additional requests that are required to obtain all changes. <WindowSize> values larger than 100 cause larger responses, which are more susceptible to communication errors. A <WindowSize> value less than 100 can be useful if the client can display the initial set of objects while additional ones are still being retrieved from the server.

If the window size is changed during a synchronization transaction, the server returns a <MoreAvailable> element in the response. If this occurs, the client MUST synchronize again to continue getting items from the server.

The <WindowSize> element has been repurposed to also impose a global limit on the number of changes that are returned by the server. <WindowSize> can still be specified at the collection level and the server MUST honor both the global and collection level settings.

Collections are to be processed by the server in the order received, as follows:

- If the server has filled the <WindowSize> on a particular collection that has more changes, it will return the <MoreAvailable> element for that collection and continue to process the other collections until the global <WindowSize> has been filled.
- When the server has filled the global <WindowSize> and collections that have changes did not fit in the response, the server can return a <MoreAvailable> element.
- If a collection is not present in a **Sync** response, the client can assume that no changes are currently available for that collection.

The actual number of changes that are included in a **Sync** response for any particular collection depends on the <WindowSize> of the collection, the overall number of changes that are already included in the response, and the global <WindowSize>. The server will stop processing after the global <WindowSize> has been filled and simply not process the remaining collections. Any server-side changes that are pending in the unprocessed collections are picked up in the next synchronization.

The following synchronization request specifies that up to 100 changes be sent from the server back to the client. If there are more than 100 changes on the server, the <MoreAvailable> element is included in the response.

Request

```
<Collection>
  <Class>Email</Class>
  <SyncKey>1</SyncKey>
  <CollectionId>1</CollectionId>
  <DeletesAsMoves/>
  <GetChanges/>
  <WindowSize>100</WindowSize>
</Collection>
```

2.2.1.19.1.6 Add

The <Add> element can be used to create a new object in a collection on the client or on the server.

When a new item is being sent from the client to the server, the <ClientId> element specifies a temporary ID for the item, which is unique on the client. The <ApplicationData> element specifies the item data. The server then responds with an <Add> element in a <Responses> element, which specifies the client ID and the server ID that was assigned to the new item.

When the client sends a **Sync** command to the server and a new item has been added to the server collection since the last synchronization, the server responds with an <Add> element in a <Commands> element. This <Add> element specifies the server ID and data of the item to be added to the collection on the client.

When the client adds a calendar item, the <EndTime> element MUST be present in the <ApplicationData> element. A <Status> value of 6 is returned in the **Sync** response if the <EndTime> element is not included.

Parent elements	Child elements	Data type	Number allowed
<Commands> <Responses> (response only)	<ServerId> (response only, see below) <ClientId> <ApplicationData> <Class> <Status> (response only)	Container	0...N (optional)

One or more <Add> elements can appear as a child of the <Commands> and <Responses> elements for a particular collection.

The <Add> element cannot be used to add any e-mail items from the client to the server, or to modify the contents of the recipient information cache. If a client attempts to add e-mails to the server, or attempts to add items to the recipient information cache, then a <Status> value of 6 is returned.

If the server ID in an <Add> element from the server matches the server ID for an item on the client, the client treats the addition as a change to the client item.

The server is not required to send an individual response for every command that is sent by the client. The client only receives responses for successful additions and fetches, and failed changes and deletions. When the client does not receive a response, the client SHOULD assume that the command succeeded unless informed otherwise.

2.2.1.19.1.7 ApplicationData

The <ApplicationData> element encloses data for a particular object, such as a contact, e-mail message, calendar appointment, or task item. The <ApplicationData> element can be used to add or change items on the client device or server. The format of this data is determined by the schema for the object.

Parent elements	Child elements	Data type	Number allowed
<Add> <Change>	Data elements from the content classes. For details about the content classes, see [MS-ASCAL] , [MS-ASCNTC] , [MS-ASDOC] , [MS-AEMAIL] , [MS-ASMS] , and [MS-ASTASK] .	Container	1 (required)

The following <ApplicationData> element is used to add a contact item, identified by the <ServerId> element, to a folder on the client device.

Response

```
<Add>
  <ServerId> 2:6</ServerId>
  <ApplicationData>
    <A:Body></A:Body>
    <A:Email1Address>"jdobney@fourthcoffee.com"
    &lt;jdobney@fourthcoffee.com&gt;</A:Email1Address>
    <A:FileAs>Dobney, JoLynn Julie</A:FileAs>
    <A:FirstName>JoLynn</A:FirstName>
    <A:HomePhoneNumber>425 555 1234</A:HomePhoneNumber>
    <A:MiddleName>Julie</A:MiddleName>
    <A:MobilePhoneNumber>425 555 1111</A:MobilePhoneNumber>
    <A:CompanyName>Fourth Coffee</A:CompanyName>
    <A:LastName>Dobney</A:LastName>
    <A:BusinessPhoneNumber>425 555 5555</A:BusinessPhoneNumber>
    <A:JobTitle>Usability Engineer</A:JobTitle>
  </ApplicationData>
</Add>
```

2.2.1.19.1.8 Change

The <Change> element modifies properties of an existing object on the client device or the server. The object to change is identified by its <ServerId> element.

Parent elements	Child elements	Data type	Number allowed
<Commands> <Responses> (response only)	<ServerId> <ApplicationData> <Class> (response only) <Status> (response only)	Container	0...N (optional)

One or more <Change> elements can appear as a child of the <Commands> element for a particular collection.

Certain in-schema properties remain untouched in the following three cases:

- If there is only a <Flag>, <Read>, or <Categories> change (that is, if only a <Flag>, <Categories> or <Read> node is present), all other properties will remain unchanged and the client SHOULD NOT send the other elements in the request. If all the other elements are sent, extra bandwidth is used, but no errors occur.
- If an <Exceptions> node is not specified, the properties for that exceptions node will remain unchanged. If an <Exception> node within the <Exceptions> node is not present, that particular **exception** will remain unchanged.
- If <Body>, <Data>, <Picture>, or <RTF> nodes are not present, the corresponding properties will remain unchanged.

In all other cases, if an in-schema property is not specified in a change request, the property is actively deleted from the item on the server. A client MUST be aware of this when it is sending **Sync** requests; otherwise, data can be unintentionally removed.

2.2.1.19.1.9 ClientId

The <ClientId> is a unique identifier that is generated by the client to temporarily identify a new object that is being created by using the <Add> element. The client includes the <ClientId> element in the <Add> element request that it sends to the server. The server response contains an <Add> element that contains the original client ID and a new server ID that was assigned for the object, which replaces the client ID as the permanent object **identifier**.

Parent elements	Child elements	Data type	Number allowed
<Add> (Request)	None	String (Typically an integer)	1...1 (required)

The <ClientId> element is a unique identifier that consists of up to 64 digits and letters. The client generates this ID. The value only has to be unique for the device during the duration of the **Sync** request that adds the object to the server. The client stores the client IDs until the synchronization session is completed successfully, to make recovery easier if the synchronization process fails.

An easy way to implement the client ID is to use a counter that is incremented for each new object that is created on the client.

2.2.1.19.1.10 Collection

The <Collection> element wraps commands and options that apply to a particular collection.

Parent elements	Child elements	Data type	Number allowed
<Collections>	<SyncKey> <Supported> (request only) <CollectionId> <DeletesAsMoves> (request only) <GetChanges> (request only) <WindowSize> (request only) <Options> (request only) <ConversationMode> (request only) <Status> (response only) <MoreAvailable> (response only) <Commands> <Responses> (response only)	Container	1...N (required)

The <Collection> element contains identification information (<CollectionID>), synchronization state (**SyncKey**), commands (<GetChanges>, <Commands>), and options (<WindowSize>, <Options>, <DeleteAsMoves>, <MoreAvailable>).

There is a strict ordering of the XML elements within a <Collection> node in a **Sync** request. The order is as follows:

1. <SyncKey>
2. <CollectionId>
3. <Supported>
4. <DeletesAsMoves>
5. <GetChanges>
6. <WindowSize>
7. <ConversationMode>
8. <Options>
9. <Commands>

The <Collection> element appears in both <Sync> requests and responses. The form is similar, although some child elements are valid in only one context.

A single <Collections> element can contain multiple <Collection> elements. Therefore, each <Collection> does not require its own **Sync** command. That is, a **Sync** request can specify multiple collections to be synchronized.

2.2.1.19.1.11 SyncKey

The <SyncKey> element contains a value that is used by the server to mark the synchronization state of a collection.

Parent elements	Child elements	Data type	Number allowed
<Collection>	None	String (Up to 64 characters)	1 (required)

A synchronization key of value 0 initializes the synchronization state on the server and causes a full synchronization of the collection. The server sends a response that includes a new synchronization key value. The client **MUST** store this synchronization key value until the client requires the key value for the next synchronization request for that collection. When the client uses this synchronization key value to do the next synchronization of the collection, the client sends this synchronization key value to the server in a **Sync** request. If the synchronization is successful, the server responds by sending all objects in the collection. The response includes a new synchronization key value that the client **MUST** use on the next synchronization of the collection.

The client **MUST** store the synchronization key as an opaque string of up to 64 characters.

2.2.1.19.1.12 Supported

The <Supported> element is used by the client to specify which contact and calendar elements in a **Sync** request are managed by the client. Elements that are not named by the <Supported> element are said to be ghosted.

Parent elements	Child elements	Data type	Number allowed
<Collection> (request only)	See the description following this table.	Container	0...1 (optional)

By default, the server preserves the value of a ghosted element if that element is not included in a **Sync** request as a child of the <Supported> element. If an element is listed as a child of the <Supported> element, then the client is signifying that it will always transmit the current value of this element to the server. Once an element is listed as a <Supported> element, failure to provide a value for that element in a **Sync** request causes the server to delete the currently stored value.

The initial **Sync** request **MUST** include a <CollectionId> node, which **MUST** always precede the optional <Supported> node. See the <Collection> element (section [2.2.1.19.1.10](#)) for the order of elements within the <Collection> node. This order is strictly enforced. A <Status> value of 4 is returned in the **Sync** response if the <CollectionId> element is not included in the **Sync** request. A <Status> value of 4 is also returned if the order of elements is incorrect within the <Collection> node.

```
<Collection>
  <SyncKey>0</SyncKey>
  <CollectionId>2</CollectionId>
  <Supported>
    <c:FirstName/>
    <c:MiddleName/>
    <c:LastName/>
    <c:HomePhoneNumber/>
    <c:MobilePhoneNumber/>
    <c:BusinessPhoneNumber/>
    <c:EmailAddress/>
  </Supported>
</Collection>
```

The <Supported> element **MUST** be sent in a **Sync** command request when the <SyncKey> value (section [2.2.1.19.1.11](#)) is set to zero. The server caches the list of <Supported> elements for

subsequent synchronizations. If the <Supported> element is included when the <SyncKey> value is not set to zero, no error is returned, but the server ignores the request.

All of the Contact class [\[MS-ASCNTC\]](#) properties can be included as children of the <Supported> element.

To support elements of the Calendar class [\[MS-ASCAL\]](#), the following required elements MUST be included as children of the <Supported> element:

- <DtStamp> ([\[MS-ASCAL\]](#) section 2.2.2.6)
- <Categories> ([\[MS-ASCAL\]](#) section 2.2.1.4)
- <Sensitivity> ([\[MS-ASCAL\]](#) section 2.2.2.10)
- <BusyStatus> ([\[MS-ASCAL\]](#) section 2.2.2.3)
- <UID> ([\[MS-ASCAL\]](#) section 2.2.2.13)

The following elements are optional child elements of the <Supported> element when synchronizing the Calendar class.

- <Attendees> ([\[MS-ASCAL\]](#) section 2.2.1.2)
- <OrganizerName> ([\[MS-ASCAL\]](#) section 2.2.2.4)
- <OrganizerEmail> ([\[MS-ASCAL\]](#) section 2.2.2.5)
- <MeetingStatus> ([\[MS-ASCAL\]](#) section 2.2.2.14)
- <ResponseRequested> ([\[MS-ASCAL\]](#) section 2.2.2.46) [<64>](#)
- <DisallowNewTimeProposal> ([\[MS-ASCAL\]](#) section 2.2.2.49) [<65>](#)

For more information on which properties are ghosted by default, consult the ActiveSync class protocols, [\[MS-ASCAL\]](#) and [\[MS-ASCNTC\]](#).

2.2.1.19.1.13 GetChanges

The <GetChanges> element requests the server to include in its response any pending changes to the collection that is specified by the <ServerId> element. If there have been changes since the last synchronization, the server response includes a <Commands> element that contains additions, deletions, and changes.

Parent elements	Child elements	Data type	Number allowed
<Collection> (request only)	None	Boolean	0...1 (optional)

The <GetChanges> element appears only in requests to the server from the client.

If the client does not want the server changes returned, the request MUST include the <GetChanges> element with a value of 0 (FALSE). A value of 1 (TRUE), which is the default, indicates that the client wants the server changes to be returned. The default is assumed when the <GetChanges> element is either empty or not present.

A <Status> value of 4 is returned if <GetChanges> is set to True (1) when the <SyncKey> value is 0. No error is returned if the <GetChanges> element is set to False (0) when the <SyncKey> value is 0.

2.2.1.19.1.14 ConversationMode

The optional element <ConversationMode> [<66>](#) specifies whether to include items that are included within the conversation modality within the results of the **Sync** response. A single conversation MAY span multiple classes, and therefore <ConversationMode> is a child of the <Collection> element as opposed to the <Options> element.

Setting <ConversationMode> to true results in retrieving all emails that match the conversations received within the date filter specified. However, although the body of the emails outside of that time based filter will not be retrieved, the text previews will be retrieved if the previews were requested.

Parent elements	Child elements	Data type	Number allowed
<Collection> (request only)	None	Boolean	0...1 (optional)

Specifying <ConversationMode> for collections that do not store e-mails results in an invalid XML error, <Status> value 4.

2.2.1.19.1.15 CollectionId

The <CollectionId> element specifies the server ID of the folder to be synchronized.

Parent elements	Child elements	Data type	Number allowed
<Collection>	None	String (Up to 64 characters)	1...1 (required)

The server ID of the folder is obtained from the <ServerId> element of a previous **FolderSync** or **FolderCreate** command.

The <CollectionId> value "RI" specifies the recipient information cache, which is an information store that contains a list of contacts that the user has interacted with most often in the near term, and with whom the user is likely to interact again. The recipient information cache is a special folder (similar to the Inbox folder), which limits the operations that can be performed on it.

2.2.1.19.1.16 Collections

The <Collections> element serves as a container for the <Collection> element.

Parent elements	Child elements	Data type	Number allowed
<Sync>	<Collection>	Container	0...1 (optional)

The <Collections> element appears both in synchronization requests and responses. The structure is identical.

The <Collections> element is optional. If <Collections> is present, it can contain multiple <Collection> elements.

Request/Response

```

<?xml version="1.0" encoding="utf-8"?>
<Sync xmlns="AirSync:">
  <Collections>
    <Collection>
      ...
    </Collection>
  </Collections>

```

2.2.1.19.1.17 Commands

The <Commands> element is a container for commands that apply to a collection. Available commands are <Add>, <Delete>, <Change>, and <Fetch>. Client commands are sent in the **POST** request; server commands are sent in the **POST** response.

This element is optional. If it is present, it **MUST** include at least one command. It is a child of the <Collection> element.

Parent elements	Child elements	Data type	Number allowed
<Collection>	<Add> <Delete> <Change> <Fetch> (request only) <SoftDelete> (response only)	Container	0...1 (optional)

The <Commands> element can appear in both **Sync** requests and responses.

Request

```

<Collection>
  <Commands>
    <Add>
      ...
    </Add>
    <Delete>
      ...
    </Delete>
    <Change>
      ...
    </Change>
    <Fetch>
      ...
    </Fetch>
  </Commands>
</Collection>

```

2.2.1.19.1.18 Delete

The <Delete> element deletes an object on the client or server. The object is identified by its <ServerId> element.

Parent elements	Child elements	Data type	Number allowed
<Commands>	<ServerId> <Class> (response only)	Container	0...N (optional)

2.2.1.19.1.19 Fetch

The <Fetch> element is used to request the application data of an item that was truncated in a synchronization response from the server. The complete item is then returned to the client in a server response.

Parent elements	Child elements	Data type	Number allowed
<Commands> (request only) <Responses> (response only)	<ServerId> <Status> (response only) <ApplicationData> (response only)	Container	0...N (optional)

The <Fetch> element cannot be used to get truncated calendar, contact, recipient information, or task items from the server.

2.2.1.19.1.20 DeletesAsMoves

The <DeletesAsMoves> element indicates that any deleted items SHOULD be moved to the Deleted Items folder.

Parent elements	Child elements	Data type	Number allowed
<Collection> (request only)	None	Boolean	0...1 (optional)

The <DeletesAsMoves> element appears only in requests to the server from the client. If the <DeleteAsMoves> element is set to false, the deletion is permanent.

If the client wants to permanently delete items, the request MUST include the <DeletesAsMoves> element with a value of 0 (FALSE). A value of 1 (TRUE), which is the default, indicates that any deleted items are moved to the Deleted Items folder. The default is assumed when the <DeletesAsMoves> element is either empty or not present.

2.2.1.19.1.21 Options

The <Options> element is a container that encloses elements that control certain aspects of how the synchronization is performed.

Parent elements	Child elements	Data type	Number allowed
<Collection> (request only)	<FilterType> <Conflict> <MIMETruncation> <MIMESupport> <Class> <MaxItems> <airsyncbase:BodyPreference>	Container	0...2 (optional)

Parent elements	Child elements	Data type	Number allowed
	<airsynbase:BodyPartPreference> <rightsmanagement:RightsManagementSupport>		

This element is optional, but if it is present, it SHOULD include at least one child element. The <Options> element appears only in requests to the server from the client.

Synchronization options enable the client to specify truncation and content settings. These settings are encapsulated within a <BodyPreference> node within the <Options> element as follows:

```
<airsynbase:BodyPreference>
  <airsynbase:Type>1</airsynbase:Type>
  <airsynbase:TruncationSize>512</airsynbase:TruncationSize>
  <airsynbase:AllOrNone>1</airsynbase:AllOrNone>
  <airsynbase:Preview>255</airsynbase:Preview>
</airsynbase:BodyPreference>
```

Because synchronization options are specified on a collection, the client can specify a unique <BodyPreference> for each collection that it is being synchronized. For more details about the <BodyPreference> element, see [\[MS-ASAIRS\]](#) section 2.2.1.4.

The server preserves the <Options> block across requests, using a concept referred to as "sticky options". If the <Options> block is not included in a request, the previous <Options> block is used. Whenever the client specifies new options by including an <Options> block in the request, the server MUST replace the original <Options> block with the new <Options> block.

The following example <Options> element specifies that items in the collection that are older than three days SHOULD NOT be returned to the client, that items MUST be truncated to 512 characters if they are larger, and that, if there are any item conflicts, the server MUST replace the client items.

Request

```
<Collection>
  <Options>
    <FilterType>2</FilterType>
    <Conflict>1</Conflict>
    <MIMESupport>2</MIMESupport>
    <airsynbase:BodyPreference>
      <airsynbase:Type>4</airsynbase:Type>
      <airsynbase:TruncationSize>512</airsynbase:TruncationSize>
    </airsynbase:BodyPreference>
  </Options>
</Collection>
```

If two <Options> elements are included in a single **Sync** command request, one of the <Options> elements MUST specify the synchronization options for the SMS <Class>, while the other <Options> element specifies the options for the default <Class> of the given folder.

2.2.1.19.1.22 Conflict

The <Conflict> element specifies how to resolve the conflict that occurs when an object has been changed on both the client and the server. The value specifies which object—the client object or the server object—to keep if there is a conflict.

Parent elements	Child elements	Data type	Number allowed
<Options> (request only)	None	Unsigned byte	0...1 (optional)

The following table lists valid values for the element.

Value	Meaning
0	Client object replaces server object.
1	Server object replaces client object.

If the <Conflict> element is not present, the server object will replace the client object when a conflict occurs.

A value of 0 means to keep the client object; a value of 1 means to keep the server object. If the value is 1 and there is a conflict, a <Status> value of 7 is returned to inform the client that the object that the client sent to the server was discarded.

The <Conflict> element applies to the entire collection; therefore, it is not possible to apply the <Conflict> value to individual items within the collection.

The <Conflict> element is a child of the <Options> element, and therefore the <Conflict> element appears only in requests to the server from the client.

If a <Delete> command conflicts with an <Add> or <Change> command, the <Delete> takes precedence.

2.2.1.19.1.23 FilterType

The <FilterType> element specifies an optional time window for the objects that are sent from the server to the client. It applies to e-mail and calendar collections. If <FilterType> is specified, the server sends only objects that are dated within the specified time window.

Parent elements	Child elements	Data type	Number allowed
<Options> (request only)	None	Unsigned byte	0...1 (optional)

The following table lists valid values for the element.

Value	Meaning	Email?	Calendar?	Tasks?
0	No filter- synchronize all items	Yes	Yes	Yes
1	1 day back	Yes	No	No
2	3 days back	Yes	No	No
3	1 week back	Yes	No	No
4	2 weeks back	Yes	Yes	No
5	1 month back	Yes	Yes	No
6	3 months back	No	Yes	No

Value	Meaning	Email?	Calendar?	Tasks?
7	6 months back	No	Yes	No
8	Filter by incomplete tasks	No	No	Yes

When the <FilterType> element is specified, the server manages objects on the client to maintain the time window. New objects are added when they are within the time window. The server sends <SoftDelete> commands for objects on the client when they become older than the window.

Calendar items that are in the future or that have recurrence but no end date are sent to the client regardless of the <FilterType> element value. Calendar items that fall between the FilterType value and the present time are returned to the client. For example, an appointment that occurred two weeks ago is returned when the FilterType value is set to 5 (1 month back).

The <FilterType> element is a child of the <Options> element. Therefore, it appears only in requests to the server from the client.

If the <FilterType> element is omitted, all objects are sent from the server without regard for their age. Clients MUST send a maximum of 1 <FilterType> element.

The server ignores the <FilterType> element if it is included in a contact **Sync** request, no error is thrown.

The following <Options> element in a synchronization request on an Inbox specifies that only e-mail messages that date back three days are returned to the client in the server synchronization response.

```
<Options>
  <FilterType>2</FilterType>
</Options>
```

2.2.1.19.1.24 MIMETruncation

The <MIMETruncation> element is included in the <Options> element of a client **Sync** command request to specify to the server whether the MIME data of the e-mail item SHOULD be truncated when it is sent from the server to the client.

Parent elements	Child elements	Data type	Number allowed
<Options> (request only)	None	Unsigned byte	0...1 (optional)

The following table lists valid values for the element.

Value	Meaning
0	Truncate all body text.
1	Truncate text over 4,096 characters.
2	Truncate text over 5,120 characters.
3	Truncate text over 7,168 characters.
4	Truncate text over 10,240 characters.

Value	Meaning
5	Truncate text over 20,480 characters.
6	Truncate text over 51,200 characters.
7	Truncate text over 102,400 characters.
8	Do not truncate; send complete MIME data.

The size of the truncated message returned in the response is not the exact size of <MIMETruncation> value, the <MIMETruncation> size is an approximate value. This is because line feeds are treated as one character locally, but are counted as two characters during truncation.

2.2.1.19.1.25 MIMESupport

The <MIMESupport> element is included in the <Options> element of a client **Sync** command request to enable MIME support for e-mail items that are sent from the server to the client.

Parent elements	Child elements	Data type	Number allowed
<Options> (request only)	None	Unsigned byte	0...1 (optional)

The following table shows valid values for the element.

Value	Meaning
0	Never send MIME data.
1	Send MIME data for S/MIME messages only. Send regular body for all other messages.
2	Send MIME data for all messages. This flag could be used by clients to build a more rich and complete Inbox solution.

The client **MUST** send a maximum of one <MIMESupport> element.

The **Sync** request **MUST** include the following in the <Options> element when handling S/MIME content:

- The <MIMESupport> element to tell the server to return MIME for S/MIME-only/All/None messages.
- The <BodyPreference> element with its child element, <Type>, which contains a value of 4 to inform the server that the device can read the MIME BLOB.

When handling S/MIME content in the response, the server **MUST** include the <Body> element, which is a child of the <ApplicationData> element. The <Body> element is a complex element and **MUST** contain the following child nodes in an S/MIME synchronization response:

- The <Type> element with a value of 4 to inform the device that the data is a MIME BLOB.
- The <EstimatedDataSize> element to specify the rough total size of the data.
- The <Truncated> element to indicate whether the MIME BLOB is truncated.
- The <Data> element that contains the full MIME BLOB.

For more details about the <Body> element or the <BodyPreference> element, see [\[MS-ASAIRS\]](#) section 2.2.1.3 or 2.2.1.4, respectively.

2.2.1.19.1.26 Class

The optional element <Class> [67](#) assigns the filters within the <Options> container to a given class, or identifies the class of the item being added to the collection.

Parent elements	Child elements	Data type	Number allowed
<Options> (request only) <Add> (request or response) <Change> (response only) <Delete> (response only)	None	String	0...1 (optional)

Options for the same <Class> within the same <Collection> MUST NOT be redefined. A <Status> value of 4 is returned if options for the same <Class> within the same <Collection> are redefined. The <Class> element is not necessary for the default items contained within the collection (contacts in a contacts folder for example).

For example, to sync SMS messages, include class "SMS". To also sync e-mail messages at the same time, include another <Options> node with class "Email".

The valid <Class> element values are:

- *Tasks*
- *Email*
- *Calendar*
- *Contacts*
- *SMS*

2.2.1.19.1.27 MaxItems

The optional element <MaxItems> [68](#) specifies the maximum number of recipients to keep synchronized from within the recipient information cache. This element MUST only be included in a request when the <CollectionId> maps to the recipient information cache. The value of <MaxItems> does not specify the maximum estimate of additions and deletions to make to the recipient information cache, it only specifies the number of recipients to keep synchronized. A complete replacement of each recipient would be double the number of <MaxItems> or items in the store, as each recipient update requires a deletion and an addition.

Parent elements	Child elements	Data type	Number allowed
<Options> (request only)	None	Integer	0...1 (optional)

2.2.1.19.1.28 ServerId

The <ServerId> is a unique identifier that is assigned by the server to each object that can be synchronized. The client MUST store the server ID for each object and MUST be able to locate an object given a server ID. In a synchronization request, commands such as <Change> and <Delete> identify objects by using their server IDs.

Parent elements	Child elements	Data type	Number allowed
<Add> (response only) <Delete> <Change> <Fetch>	None	String (Up to 64 characters)	0...1 (optional)

The client **MUST** store the server ID as an opaque string of up to 64 characters.

2.2.1.19.2 Response

The following code shows the XSD for the **Sync** command response.

```
<?xml version="1.0" ?>
<xs:schema xmlns:tns="AirSync:" attributeFormDefault="unqualified"
  elementFormDefault="qualified" targetNamespace="AirSync:"
  xmlns:xs="http://www.w3.org/2001/XMLSchema" xmlns:contacts="CONTACTS:"
  xmlns:contacts2="CONTACTS2:" xmlns:calendar="CAL:"
  xmlns:email="EMAIL:" xmlns:email2="EMAIL2:" xmlns:airsynibase="AirSyncBase:"
  xmlns:tasks="TASKS:" xmlns:rightsmanagement="RightsManagement:">
  <xs:import namespace="CONTACTS:" />
  <xs:import namespace="CONTACTS2:" />
  <xs:import namespace="EMAIL:" />
  <xs:import namespace="EMAIL2:" />
  <xs:import namespace="CAL:" />
  <xs:import namespace="AirSyncBase:" />
  <xs:import namespace="TASKS:" />
  <xs:import namespace="RightsManagement:" />

  <xs:complexType name="EmptyTag"/>
  <xs:element name="Sync">
    <xs:complexType>
      <xs:sequence>
        <xs:element minOccurs="1" name="Status" type="xs:unsignedByte"/>
        <xs:choice>
          <xs:element minOccurs="0" maxOccurs="1" name="Limit" type="xs:integer"/>
          <xs:element minOccurs="0" name="Collections">
            <xs:complexType>
              <xs:sequence>
                <xs:element name="Collection" minOccurs="0" maxOccurs="unbounded">
                  <xs:complexType>
                    <xs:sequence>
                      <xs:choice maxOccurs="unbounded">
                        <xs:element name="SyncKey" minOccurs="1" maxOccurs="1">
                          <xs:simpleType>
                            <xs:restriction base="xs:string">
                              <xs:maxLength value="64"/>
                            </xs:restriction>
                          </xs:simpleType>
                        </xs:element>
                        <xs:element name="CollectionId" minOccurs="1" maxOccurs="1">
                          <xs:simpleType>
                            <xs:restriction base="xs:string">
                              <xs:maxLength value="64"/>
                            </xs:restriction>
                          </xs:simpleType>
                        </xs:element>
                      </xs:choice>
                    </xs:sequence>
                  </xs:complexType>
                </xs:element>
              </xs:sequence>
            </xs:complexType>
          </xs:element>
        </xs:choice>
      </xs:sequence>
    </xs:complexType>
  </xs:element>
```

```

<xs:element name="Status" type="xs:unsignedByte"/>
<xs:element minOccurs="0" maxOccurs="1" name="Commands">
  <xs:complexType>
    <xs:sequence>
      <xs:element minOccurs="0" maxOccurs="unbounded" name="Delete">
        <xs:complexType>
          <xs:sequence>
            <xs:element name="Class" type="xs:string" minOccurs="0"
maxOccurs="1" />
            <xs:element name="ServerId" minOccurs="1" maxOccurs="1">
              <xs:simpleType>
                <xs:restriction base="xs:string">
                  <xs:maxLength value="64"/>
                </xs:restriction>
              </xs:simpleType>
            </xs:element>
          </xs:sequence>
        </xs:complexType>
      </xs:element>
      <xs:element minOccurs="0" maxOccurs="unbounded"
name="SoftDelete">
        <xs:complexType>
          <xs:sequence>
            <xs:element name="ServerId" minOccurs="1" maxOccurs="1">
              <xs:simpleType>
                <xs:restriction base="xs:string">
                  <xs:maxLength value="64"/>
                </xs:restriction>
              </xs:simpleType>
            </xs:element>
          </xs:sequence>
        </xs:complexType>
      </xs:element>
      <xs:element minOccurs="0" maxOccurs="unbounded" name="Change">
        <xs:complexType>
          <xs:sequence>
            <xs:element name="Class" type="xs:string" minOccurs="0"
maxOccurs="1" />
            <xs:element name="ServerId" minOccurs="1" maxOccurs="1">
              <xs:simpleType>
                <xs:restriction base="xs:string">
                  <xs:maxLength value="64"/>
                </xs:restriction>
              </xs:simpleType>
            </xs:element>
            <xs:element name="ApplicationData">
              <!--Data elements from the content classes are the
child elements of the ApplicaitonData eleent. For details about the content classes, see [MS-
ASCAL], [MS-ASCNTC], [MS-ASDOC], [MS-ASEMAIL], and [MS-ASTASK].-->
              </xs:element>
            </xs:sequence>
          </xs:complexType>
        </xs:element>
      <xs:element minOccurs="0" maxOccurs="unbounded" name="Add">
        <xs:complexType>
          <xs:sequence>
            <xs:element name="ServerId" minOccurs="1" maxOccurs="1">
              <xs:simpleType>
                <xs:restriction base="xs:string">

```

```

        <xs:maxLength value="64"/>
      </xs:restriction>
    </xs:simpleType>
  </xs:element>
  <xs:element name="ApplicationData">
    <!--The data elements of the content classes and the
AirSyncBase namespace are the child elements of the ApplicationData element. For details
about the content classes, see [MS-ASCAL], [MS-ASCNTC], [MS-ASDOC], [MS-ASEMAIL], and [MS-
ASTASK]. For details about the AirSyncBase namespace, see [MS-ASAIRS].-->
    </xs:element>
  </xs:sequence>
</xs:complexType>
</xs:element>
</xs:sequence>
</xs:complexType>
</xs:element>
<xs:element minOccurs="0" maxOccurs="1" name="Responses">
  <xs:complexType>
    <xs:sequence>
      <xs:element minOccurs="0" maxOccurs="unbounded" name="Change">
        <xs:complexType>
          <xs:sequence>
            <xs:element name="Class" type="xs:string" minOccurs="0"
maxOccurs="1" />
            <xs:element name="ServerId" minOccurs="1" maxOccurs="1">
              <xs:simpleType>
                <xs:restriction base="xs:string">
                  <xs:maxLength value="64"/>
                </xs:restriction>
              </xs:simpleType>
            </xs:element>
            <xs:element name="Status" type="xs:unsignedByte"/>
          </xs:sequence>
        </xs:complexType>
      </xs:element>
      <xs:element minOccurs="0" maxOccurs="unbounded" name="Add">
        <xs:complexType>
          <xs:sequence>
            <xs:element name="Class" type="xs:string" minOccurs="0"
maxOccurs="1" />
            <xs:element name="ClientId" type="xs:unsignedByte"/>
            <xs:element name="ServerId" minOccurs="1" maxOccurs="1">
              <xs:simpleType>
                <xs:restriction base="xs:string">
                  <xs:maxLength value="64"/>
                </xs:restriction>
              </xs:simpleType>
            </xs:element>
            <xs:element name="Status" type="xs:unsignedByte"/>
          </xs:sequence>
        </xs:complexType>
      </xs:element>
      <xs:element name="Fetch">
        <xs:complexType>
          <xs:sequence>
            <xs:element name="ServerId" minOccurs="1" maxOccurs="1">
              <xs:simpleType>
                <xs:restriction base="xs:string">
                  <xs:maxLength value="64"/>
                </xs:restriction>
              </xs:simpleType>
            </xs:element>
          </xs:sequence>
        </xs:complexType>
      </xs:element>
    </xs:sequence>
  </xs:complexType>
</xs:element>

```

```

        </xs:restriction>
      </xs:simpleType>
    </xs:element>
    <xs:element name="Status" type="xs:unsignedByte"/>
    <xs:element name="ApplicationData">
      <!--The data elements of the content classes and the
      AirSyncBase namespace are the child elements of the ApplicationData element. For details
      about the content classes, see [MS-ASCAL], [MS-ASCNTC], [MS-ASDOC], [MS-ASEMAIL], and [MS-
      ASTASK]. For details about the AirSyncBase namespace, see [MS-ASAIRS].-->
      <xs:complexType>
        <xs:sequence>
          <xs:choice maxOccurs="unbounded">
            <xs:element ref="email:To"/>
            <xs:element ref="email:From"/>
            <xs:element ref="email:ReplyTo"/>
            <xs:element ref="email:Subject"/>
            <xs:element ref="email:DateReceived"/>
            <xs:element ref="email:DisplayTo"/>
            <xs:element ref="email:ThreadTopic"/>
            <xs:element ref="email:Importance"/>
            <xs:element ref="email:Read"/>
            <xs:element ref="airsyncbase:Attachments"/>
            <xs:element ref="airsyncbase:Body"/>
            <xs:element ref="email:MessageClass"/>
            <xs:element ref="email:MeetingRequest"/>
            <xs:element ref="email:InternetCPID"/>
            <xs:element ref="email:Flag"/>
            <xs:element ref="email:ContentClass"/>
            <xs:element ref="airsyncbase:NativeBodyType"/>
            <xs:element
ref="rightsmanagement:RightsManagementLicense"/>
          </xs:choice>
        </xs:sequence>
      </xs:complexType>
    </xs:element>
    </xs:sequence>
  </xs:complexType>
</xs:element>
</xs:sequence>
</xs:complexType>
</xs:element>
</xs:sequence>
</xs:complexType>
</xs:element>
<xs:element minOccurs="0" maxOccurs="1" type="tns:EmptyTag"
name="MoreAvailable"/>
  </xs:choice>
</xs:sequence>
</xs:complexType>
</xs:element>
</xs:sequence>
</xs:complexType>
</xs:element>
</xs:choice>
</xs:sequence>
</xs:complexType>
</xs:element>
</xs:schema>

```


2.2.1.19.2.1 Add

The <Add> element can be used to create a new object in a collection on the client or on the server.

When a new item is being sent from the client to the server, the <ClientId> element specifies a temporary ID for the item, which is unique on the client. The <ApplicationData> element specifies the item data. The server then responds with an <Add> element in a <Responses> element, which specifies the <ClientId> and the <ServerId> that was assigned to the new item.

When the client sends a **Sync** command to the server and a new item has been added to the server collection since the last synchronization, the server responds with an <Add> element in a <Commands> element. This <Add> element specifies the <ServerId> and data of the item to be added to the collection on the client.

Parent elements	Child elements	Data type	Number allowed
<Commands> <Responses> (response only)	<ServerId> (response only) <ClientId> <ApplicationData> <Class> <Status> (response only)	Container	0...N (optional)

One or more <Add> elements can appear as a child of the <Commands> and <Responses> elements for a particular collection.

If the <ServerId> in an <Add> element from the server matches the <ServerId> for an item on the client, the client treats the addition as a change to the client item.

The server is not required to send an individual response for every command that is sent by the client. The client only receives responses for successful additions and fetches, and failed changes and deletions. When the client does not receive a response, the client **MUST** assume that the command succeeded unless informed otherwise.

2.2.1.19.2.2 ApplicationData

The <ApplicationData> element encloses data for a particular object, such as a contact, e-mail message, calendar appointment, or task item. The <ApplicationData> element can be used to add or change items on the client device or server. The format of this data is determined by the schema for the object.

Parent elements	Child elements	Data type	Number allowed
<Add> <Change>	<airsyncbase:Body> <airsyncbase:BodyPart> <rightsmanagement:RightsManagementLicense> Data elements from the content classes. For details about the content classes, see [MS-ASCAL] , [MS-ASCNTC] , [MS-ASDOC] , [MS-ASEMAIL] , and [MS-ASTASK] .	Container	1 (required)

The following <ApplicationData> element is used to add a contact item, identified by the <ServerId> element, to a folder on the client device.

Response

```

<Add>
  <ServerId> 2:6</ServerId>
  <ApplicationData>
    <A:Body></A:Body>
    <A:EmaillAddress>"jdobney@fourthcoffee.com"
    &lt;jdobney@fourthcoffee.com&gt;</A:EmaillAddress>
    <A:FileAs>Dobney, JoLynn Julie</A:FileAs>
    <A:FirstName>JoLynn</A:FirstName>
    <A:HomePhoneNumber>425 555 1234</A:HomePhoneNumber>
    <A:MiddleName>Julie</A:MiddleName>
    <A:MobilePhoneNumber>425 555 1111</A:MobilePhoneNumber>
    <A:CompanyName>Fourth Coffee</A:CompanyName>
    <A:LastName>Dobney</A:LastName>
    <A:BusinessPhoneNumber>425 555 5555</A:BusinessPhoneNumber>
    <A:JobTitle>Usability Engineer</A:JobTitle>
  </ApplicationData>
</Add>

```

2.2.1.19.2.3 Change

The <Change> element modifies properties of an existing object on the client device or the server. The object to change is identified by its <ServerId> element.

Parent elements	Child elements	Data type	Number allowed
<Commands> <Responses> (response only)	<ServerId> <ApplicationData> <Class> (response only) <Status> (response only)	Container	0...N (optional)

One or more <Change> elements can appear as a child of the <Commands> element for a particular collection.

Certain in-schema properties remain untouched in the following three cases:

- If there is only a <Flag> or <Read> change (that is, if only a <Flag> or <Read> node is present), all other properties will remain unchanged and the server SHOULD NOT send the other elements. If the other elements are sent, extra bandwidth is used, but no errors occur.
- If an <Exceptions> node is not specified, the properties for that <Exceptions> node will remain unchanged. If an <Exception> node within the <Exceptions> node is not present, that particular <Exception> will remain unchanged.
- If <Body>, <Data>, <Picture>, or <RTF> nodes are not present, the corresponding properties will remain unchanged.

In all other cases, if an in-schema property is not specified in a change request, the property is actively deleted from the item on the server. A client MUST be aware of this when it is sending **Sync** requests; otherwise, data can be unintentionally removed.

2.2.1.19.2.4 Class

The optional <Class> element [<69>](#) identifies the class of the item being added to the collection.

Parent elements	Child elements	Data type	Number allowed
<Options> (request only) <Add> (request or response) <Change> (response only) <Delete> (response only)	None	String	0...1 (optional)

The <Class> element is not included in **Sync** <Add> responses when the class of the collection matches the item class. For example, a **Sync** command response for an e-mail added to the Inbox folder would not include a <Class> element value of "Email" as the Inbox contains e-mail class content by default. However, a **Sync** command response for an SMS message added to the Inbox does include the <Class> value as SMS items are not the default class type of the Inbox.

The valid <Class> element values are:

- *Tasks*
- *Email*
- *Calendar*
- *Contacts*
- *SMS*

2.2.1.19.2.5 ClientId

The <ClientId> is a unique identifier that is generated by the client to temporarily identify a new object that is being created by using the <Add> element. The client includes the <ClientId> element in the <Add> element request that it sends to the server. The server response contains an <Add> element that contains the original client ID and a new server ID that was assigned for the object, which replaces the client ID as the permanent object identifier.

Parent elements	Child elements	Data type	Number allowed
<Add>	None	String	Request: 1 (required) Response: 1 (required)

The <ClientId> element is a unique identifier that consists of up to 64 digits and letters. The client generates this ID. The value only has to be unique for the device during the duration of the **Sync** request that adds the object to the server. The client stores the client IDs until the synchronization session is completed successfully, to make recovery easier if the synchronization process fails.

An easy way to implement the client ID is to use a counter that is incremented for each new object that is created on the client.

2.2.1.19.2.6 Collection

The <Collection> element wraps commands and options that apply to a particular collection.

Parent elements	Child elements	Data type	Number allowed
<Collections>	<SyncKey> <Supported> (request only)	Container	1..512 (required)

Parent elements	Child elements	Data type	Number allowed
	<CollectionId> <DeletesAsMoves> (request only) <GetChanges> (request only) <WindowSize> (request only) <Options> (request only) <Status> (response only) <MoreAvailable> (response only) <Commands> <Responses> (response only)		

The <Collection> element contains identification information (<Class>, <CollectionID>), synchronization state (<SyncKey>), commands (<GetChanges>, <Commands>), and options (<WindowSize>, <Options>, <DeleteAsMoves>, <MoreAvailable>).

There is a strict ordering of the XML elements within a <Collection> node in a **Sync** request. The order is as follows:

- <SyncKey>
- <CollectionId>
- <Supported>
- <DeletesAsMoves>
- <GetChanges>
- <WindowSize>
- <Options>
- <Commands>

The <Collection> element appears in both **Sync** requests and responses. The form is similar, although some child elements are valid in only one context.

A single <Collections> element can contain multiple <Collection> elements. Therefore, each <Collection> does not require its own **Sync** command. That is, a **Sync** request can specify multiple <Collections> to be synchronized.

2.2.1.19.2.7 CollectionId

The <CollectionId> element specifies the server ID of the folder to be synchronized.

Parent elements	Child elements	Data type	Number allowed
<Collection>	None	<String> (Up to 64 characters)	1 (required)

The server ID of the folder is obtained from the <ServerId> element of a previous **FolderSync** or **FolderCreate** command.

2.2.1.19.2.8 Collections

The <Collections> element serves as a container for the <Collection> element.

Parent elements	Child elements	Data type	Number allowed
<Sync>	<Collection>	Container	0...1 (optional)

The <Collections> element appears both in **Sync** requests and responses. The structure is identical.

The <Collections> element is optional. If <Collections> is present, it can contain multiple <Collection> elements, but **MUST** contain at least one.

Request/Response

```
<?xml version="1.0" encoding="utf-8"?>
<Sync xmlns="AirSync:">
  <Collections>
    <Collection>
      ...
    </Collection>
  </Collections>
```

2.2.1.19.2.9 Commands

The <Commands> element is a container for commands that apply to a collection. Available commands are <Add>, <Delete>, <Change>, <Fetch>, and <SoftDelete>.

This element is optional. If it is present, it **MUST** include at least one command. It is a child of the <Collection> element.

Parent elements	Child elements	Data type	Number allowed
<Collection>	<Add> <Delete> <Change> <Fetch> (request only) <SoftDelete> (response only)	Container	0...1 (optional)

The **Commands** element can appear in both **Sync** requests and responses.

Response

```
<Collection>
  <Commands>
    <Add>
      ...
    </Add>
    <Delete>
      ...
    </Delete >
    <Change>
      ...
    </Change >
```

```

    <SoftDelete>
    ...
  </SoftDelete>
</Commands>
</Collection>

```

2.2.1.19.2.10 Delete

The <Delete> element deletes an object on the client or server. The object is identified by its <ServerId> element.

Parent elements	Child elements	Data type	Number allowed
<Commands>	<ServerId> <Class> (response only)	Container	0...N (optional)

2.2.1.19.2.11 SoftDelete

The <SoftDelete> element deletes an object from the client when it falls outside the <FilterType> results or it is no longer included as part of the **Sync** <Options> instructions. The object that is soft deleted is identified by its <ServerId> element.

Parent elements	Child elements	Data type	Number allowed
<Commands> (response only)	<ServerId> (response only)	Container	0...N (optional)

The <SoftDelete> element contains any items that are filtered out of the **Sync** query due to being outside the <FilterType> date range, or no longer specified as part of the **Sync** <Options> instructions. For example, if the **Sync** <Options> element no longer specifies SMS class items as being synchronized, the current SMS items on the device will be soft deleted.

2.2.1.19.2.12 Fetch

The <Fetch> element is used to request the application data of an item that was truncated in a synchronization response from the server. The complete item is then returned to the client in a server response.

The **ItemOperations** command (section [2.2.1.8](#)) is the preferred way to fetch items.

Parent elements	Child elements	Data type	Number allowed
<Commands> (request only) <Responses> (response only)	<ServerId> <Status> (response only) <ApplicationData> (response only)	Container	0...N (optional)

The <Fetch> element cannot be used to get truncated calendar, contact, or task items from the server.

2.2.1.19.2.13 Limit

The <Limit> element specifies either the maximum number of collections that can be synchronized or the maximum/minimum value that is allowed for the <Wait> or <HeartbeatInterval> interval.

Parent elements	Child elements	Data type	Number allowed
<Sync> (response only)	None	Integer	0...1 (optional)

The <Limit> element is returned in a response with a status code of 14 or 15. The value of the <Status> element indicates whether the limit applies to the <Wait> or <HeartbeatInterval> interval or the number of collections, as follows:

- A status code 14 indicates that <Limit> specifies the minimum or maximum wait-interval that is acceptable. When the value of the <Wait> or <HeartbeatInterval> element is outside the acceptable range, the server responds with the closest acceptable value. If a <Wait> value of less than 1 is sent, the server returns a <Limit> value of 1, indicating the minimum value of the <Wait> element is 1. If a <Wait> value greater than 59 is sent, the server returns a <Limit> value of 59, indicating the maximum value of <Wait> is 59. If a <HeartbeatInterval> value of less than 60 is sent, the server returns a <Limit> value of 60, indicating the minimum value of the <HeartbeatInterval> is 60. If a <HeartbeatInterval> value greater than 3540 is sent, the server returns a <Limit> value of 3540, indicating the maximum value of <HeartbeatInterval> is 3540.
- A status code 15 indicates that <Limit> specifies the maximum number of collections that can be synchronized.

2.2.1.19.2.14 MoreAvailable

The <MoreAvailable> element is included in a synchronization response from the server to the client if there are more changes than the number that are requested in the <WindowSize> element.

Parent elements	Child elements	Data type	Number allowed
<Collection> (response only)	None	Empty tag	0...1 (optional)

The <MoreAvailable> element is an **Empty tag** element, meaning it has no value or data type. It is distinguished only by the presence or absence of the <MoreAvailable/> tag.

The <MoreAvailable> element appears only in responses that are sent from the server to the client. It appears only if the client request contained a <WindowSize> element and there are still changes to be returned to the client.

The server includes the <MoreAvailable> element in **Sync** responses that contain no additions, changes, or deletions when the server encounters elements external to the protocol. The client **MUST** continue to send **Sync** requests to retrieve additional changes until no additional results are sent by the server. [<70>](#)

The <MoreAvailable> element has no body. It is omitted if no additional changes are available. The maximum value for the <WindowSize> element is 512. The server interprets <WindowSize> values above 512 and 0 (zero) as 512.

If the <WindowSize> element is omitted, the server behaves as if a <WindowSize> element with a value of 100 was submitted. The <MoreAvailable> element is returned by the server if there are

more than 512 changes, regardless of whether the <WindowSize> element is included in the request.

2.2.1.19.2.15 Responses

The <Responses> element contains responses to commands that are processed by the server. Each response is wrapped in an element with the same name as the command, such as <Add> and <Change>. The response contains a status code and other information, depending on the command.

Parent elements	Child elements	Data type	Number allowed
<Collection> (responses)	<Add>, <Fetch> (If the command succeeded.) <Change> (If the command failed.)	Container	0...1 (optional)

The <Responses> element appears only in responses that are sent from the server to the client. It is present only if the server has processed commands from the client. It is omitted otherwise (for example, if the client requested server changes but had no changes to send to the server). If present, it **MUST** include at least one child element.

The following <Responses> element is part of a server response to a synchronization request. It shows items in the server collection that have been added, deleted, changed, or fetched.

Response

```
<Collection>
  <Responses>
    <Add>
      ...
    </Add>
    <Change>
      ...
    </Change>
    <Fetch>
      ...
    </Fetch>
  </Responses>
</Collection>
```

2.2.1.19.2.16 ServerId

The <ServerId> is a unique identifier that is assigned by the server to each object that can be synchronized. The client **MUST** store the server ID for each object and **MUST** be able to locate an object given a server ID. In a synchronization request, commands such as <Change> and <Delete> identify objects by using their server IDs.

Parent elements	Child elements	Data type	Number allowed
<Add> (response only) <Delete> <Change> <Fetch>	None	String (Up to 64 characters)	1 (required)

The client **MUST** store the server ID as an opaque string of up to 64 characters.

2.2.1.19.2.17 Status

The <Status> element indicates the success or failure of a command. If the command failed, the <Status> element contains a code that indicates the type of failure.

Parent elements	Child elements	Data type	Number allowed
<Sync> (response only) <Collection> (response only) <Add> (response only) <Delete> (response only) <Change> (response only) <Fetch> (response only)	None	Integer	1 (required)

The following table lists the <Status> codes for the **Sync** command. For information about the scope of the <Status> value and for <Status> values common to all ActiveSync commands, see section [2.2.2](#).

Value	Meaning	Cause	Scope	Resolution
1	Success.	Server successfully completed command.	Global	None.
3	Invalid synchronization key.	Invalid or mismatched synchronization key. —or— Synchronization state corrupted on server.	Global	MUST return to <SyncKey> 0 for the collection. The client SHOULD either delete any items that were added since the last successful Sync or the client MUST add those items back to the server after completing the full resynchronization.
4	Protocol error.	There was a semantic error in the recovery synchronization.	Item or Global	This is caused by a bug in the client. Fix the client. In recovery synchronization, resend all changes from previous synchronization. Wait until all changes are acknowledged before committing the new synchronization key. Return to synchronization key zero (0).
5	Server error.	Server misconfiguration, temporary system issue, or bad item. This is frequently a transient condition.	Global	Retry the synchronization. If continued attempts to synchronization fail, consider returning to synchronization key 0.
6	Error in client/server conversion.	The client has sent a malformed or invalid item.	Item	Stop sending the item. This is not a transient condition.

Value	Meaning	Cause	Scope	Resolution
7	Conflict matching the client and server object.	The client has changed an item for which the conflict policy indicates that the server's changes take precedence.	Item	If it is necessary, inform the user that the change they made to the item has been overwritten by a server change.
8	Object not found.	The client issued a <Fetch> or <Change> command that has an ItemID value that is no longer valid on the server (for example, the item was deleted).	Item	Issue a synchronization request and prompt the user if necessary.
9	The Sync command cannot be completed.	User account could be out of disk space.	Item	Free space in the user's mailbox and try the Sync command again.
12	The folder hierarchy has changed.	Mailbox folders are not synchronized.	Item	Perform a FolderSync command and then retry the Sync command.
13	The Sync command request is not complete.	An empty or partial Sync command request is received and the cached set of notifiable collections is missing.	Item	Resend a full Sync command request.
14	Invalid <Wait> or <HeartbeatInterval> value.	<p>The Sync request was processed successfully but the <Wait> or <HeartbeatInterval> interval that is specified by the client is outside the range set by the server administrator.</p> <p>If the <HeartbeatInterval> or <Wait> value included in the Sync request is larger than the maximum allowable value, the response contains a <Limit> element that specifies the maximum allowed value.</p> <p>If the <HeartbeatInterval> or <Wait> value included in the Sync request is smaller than the minimum allowable value, the response contains a <Limit> element that specifies the minimum allowed value.</p>	Item	Update the <Wait> element value according to the <Limit> element and then resend the <Sync> command request.
15	Invalid Sync command request.	Too many collections are included in the Sync request.	Item	Notify the user and synchronize fewer folders within one request.
16	Retry	Something on the server caused a retrievable error.	Global	Resend the request.

The <Status> element is sent only in responses from the server to the client.

2.2.1.19.2.18 Sync

The <Sync> element is the top-level element in the XML document. It identifies the body of the HTTP **POST** as containing a <Sync> command.

Parent elements	Child elements	Data type	Number allowed
None	<Collections> <Partial> (request only) <Wait> (request only) <HeartbeatInterval> (request only) <WindowSize> (request only) <Limit> (response only) <Status> (response only)	Container	0...1 (optional)

The <Sync> element can also include one or more explicit namespace attributes.

The <Limit> element and <Collections> element are mutually exclusive in a **Sync** response. That is, a **Sync** response can include either a <Limit> element or a <Collections> element, but not both.

2.2.1.19.2.18.1 Empty Sync Response

The server sends a **Sync** response with only HTTP headers, and no XML payload, if there are no pending server changes to report to the client. This **Sync** response is referred to as an empty **Sync** response. The client can respond to the empty **Sync** response with an empty **Sync** request if there are no pending client changes and if the client is required to conserve bandwidth; otherwise, a **Sync** request with an XML payload can be sent. For more information about empty **Sync** requests, see section [2.2.1.19.1.1.1](#). For an example empty **Sync** request and response, see section [4.4.10](#).

2.2.1.19.2.19 SyncKey

The <SyncKey> element contains a value that is used by the server to represent the synchronization state of a collection.

Parent elements	Child elements	Data type	Number allowed
<Collection>	None	String (Up to 64 characters)	1 (required)

A synchronization key of value 0 initializes the synchronization state on the server and causes a full synchronization of the collection. The server sends a response that includes a new synchronization key value. The client **MUST** store this synchronization key value until the client requires the key value for the next synchronization request for that collection. When the client uses this synchronization key value to do the next synchronization of the collection, the client sends this synchronization key value to the server in a **Sync** request. If the synchronization is successful, the server responds by sending all objects in the collection. The response includes a new synchronization key value that the client uses on the next synchronization of the collection.

The client **MUST** store the synchronization key as an opaque string of up to 64 characters.

The client MUST send a synchronization key value of 0 in an initial **Sync** request and the server sends a new synchronization key value in its response to the client. The client MUST NOT ignore the synchronization key value that is included in the initial response from the server.

2.2.1.19.3 Content Class Specific XSDs

The following sections contain the XSDs for content class specific **Sync** command requests and responses.

2.2.1.19.3.1 Sync Command for Calendar Items

2.2.1.19.3.1.1 Sync Command Request for Calendar Items

```
<?xml version="1.0" ?>
<xs:schema xmlns:calendar="Calendar:" attributeFormDefault="unqualified"
elementFormDefault="qualified" xmlns:airsyncbase="AirSyncBase:"
targetNamespace="Calendar:" xmlns:xs="http://www.w3.org/2001/XMLSchema"
xmlns="Calendar:">
  <xs:import namespace="AirSyncBase:" />
  <xs:element name="TimeZone" type="xs:string" />
  <xs:element name="AllDayEvent" type="xs:unsignedByte" />
  <xs:element name="BusyStatus">
    <xs:simpleType>
      <xs:restriction base="xs:unsignedByte">
        <xs:minInclusive value="0"/>
        <xs:maxInclusive value="5"/>
      </xs:restriction>
    </xs:simpleType>
  </xs:element>
  <xs:element name="OrganizerName" type="xs:string" />
  <xs:element name="OrganizerEmail" type="xs:string" />
  <xs:element name="DtStamp" type="xs:string" />
  <xs:element name="EndTime" type="xs:string" />
  <xs:element name="Location" type="xs:string" />
  <xs:element name="Reminder" type="xs:unsignedInt" />
  <xs:element name="Sensitivity">
    <xs:simpleType>
      <xs:restriction base="xs:unsignedByte">
        <xs:minInclusive value="0"/>
        <xs:maxInclusive value="3"/>
      </xs:restriction>
    </xs:simpleType>
  </xs:element>
  <xs:element name="Subject" type="xs:string" />
  <xs:element name="StartTime" type="xs:string" />
  <xs:element name="UID">
    <xs:simpleType>
      <xs:restriction base="xs:string">
        <xs:maxLength value="300"/>
      </xs:restriction>
    </xs:simpleType>
  </xs:element>
  <xs:element name="MeetingStatus">
    <xs:simpleType>
      <xs:restriction base="xs:unsignedByte">
        <xs:enumeration value="1"/>
        <xs:enumeration value="0"/>
        <xs:enumeration value="3"/>
      </xs:restriction>
    </xs:simpleType>
  </xs:element>
</xs:schema>
```

```

        <xs:enumeration value="5"/>
        <xs:enumeration value="7"/>
        <xs:enumeration value="9"/>
        <xs:enumeration value="11"/>
        <xs:enumeration value="13"/>
        <xs:enumeration value="15"/>
    </xs:restriction>
</xs:simpleType>
</xs:element>
<xs:element name="Attendees">
    <xs:complexType>
        <xs:sequence minOccurs="0">
            <xs:element name="Attendee" maxOccurs="unbounded">
                <xs:complexType>
                    <xs:all>
                        <xs:element name="Email" type="xs:string" />
                        <xs:element name="Name" type="xs:string" />
                        <xs:element name="AttendeeStatus" minOccurs="0">
                            <xs:simpleType>
                                <xs:restriction base="xs:unsignedByte">
                                    <xs:enumeration value="0"/>
                                    <xs:enumeration value="2"/>
                                    <xs:enumeration value="3"/>
                                    <xs:enumeration value="4"/>
                                    <xs:enumeration value="5"/>
                                </xs:restriction>
                            </xs:simpleType>
                        </xs:element>
                        <xs:element name="AttendeeType" minOccurs="0">
                            <xs:simpleType>
                                <xs:restriction base="xs:unsignedByte">
                                    <xs:enumeration value="1"/>
                                    <xs:enumeration value="2"/>
                                    <xs:enumeration value="3"/>
                                </xs:restriction>
                            </xs:simpleType>
                        </xs:element>
                    </xs:all>
                </xs:complexType>
            </xs:sequence>
        </xs:complexType>
    </xs:element>
    <xs:element name="Categories">
        <xs:complexType>
            <xs:sequence minOccurs="0">
                <xs:element maxOccurs="300" name="Category" type="xs:string" />
            </xs:sequence>
        </xs:complexType>
    </xs:element>
    <xs:element name="DisallowNewTimeProposal" type="xs:boolean" />
    <xs:element name="ResponseRequested" type="xs:boolean" />
    <xs:element name="Recurrence">
        <xs:complexType>
            <xs:all minOccurs="0">
                <xs:element minOccurs="1" name="Type">
                    <xs:simpleType>
                        <xs:restriction base="xs:unsignedByte">
                            <xs:minInclusive value="0"/>

```

```

        <xs:maxInclusive value="6"/>
      </xs:restriction>
    </xs:simpleType>
  </xs:element>
  <xs:element minOccurs="0" name="Occurrences" type="xs:unsignedShort" />
  <xs:element minOccurs="0" name="Interval">
    <xs:simpleType>
      <xs:restriction base="xs:unsignedShort">
        <xs:minInclusive value="0"/>
        <xs:maxInclusive value="999"/>
      </xs:restriction>
    </xs:simpleType>
  </xs:element>
  <xs:element minOccurs="0" name="WeekOfMonth">
    <xs:simpleType>
      <xs:restriction base="xs:unsignedByte">
        <xs:minInclusive value="1"/>
        <xs:maxInclusive value="5"/>
      </xs:restriction>
    </xs:simpleType>
  </xs:element>
  <xs:element minOccurs="0" name="DayOfWeek">
    <xs:simpleType>
      <xs:restriction base="xs:unsignedShort">
        <xs:minInclusive value="0"/>
        <xs:maxInclusive value="127"/>
      </xs:restriction>
    </xs:simpleType>
  </xs:element>
  <xs:element minOccurs="0" name="MonthOfYear">
    <xs:simpleType>
      <xs:restriction base="xs:unsignedByte">
        <xs:minInclusive value="1"/>
        <xs:maxInclusive value="12"/>
      </xs:restriction>
    </xs:simpleType>
  </xs:element>
  <xs:element minOccurs="0" name="Until" type="xs:string" />
  <xs:element minOccurs="0" name="DayOfMonth">
    <xs:simpleType>
      <xs:restriction base="xs:unsignedByte">
        <xs:minInclusive value="1"/>
        <xs:maxInclusive value="127"/>
      </xs:restriction>
    </xs:simpleType>
  </xs:element>
  <xs:element minOccurs="0" name="CalendarType">
    <xs:simpleType>
      <xs:restriction base="xs:unsignedByte">
        <xs:minInclusive value="0"/>
        <xs:maxInclusive value="23"/>
      </xs:restriction>
    </xs:simpleType>
  </xs:element>
  <xs:element minOccurs="0" name="IsLeapMonth">
    <xs:simpleType>
      <xs:restriction base="xs:unsignedByte">
        <xs:minInclusive value="0"/>
        <xs:maxInclusive value="1"/>
      </xs:restriction>
    </xs:simpleType>
  </xs:element>

```

```

        </xs:restriction>
      </xs:simpleType>
    </xs:element>
    <xs:element minOccurs="0" name="FirstDayOfWeek">
      <xs:simpleType>
        <xs:restriction base="xs:unsignedByte">
          <xs:minInclusive value="0"/>
          <xs:maxInclusive value="6"/>
        </xs:restriction>
      </xs:simpleType>
    </xs:element>
  </xs:all>
</xs:complexType>
</xs:element>
<xs:element name="Exceptions">
  <xs:complexType>
    <xs:sequence minOccurs="0">
      <xs:element name="Exception" maxOccurs="1000">
        <xs:complexType>
          <xs:all>
            <xs:element minOccurs="0" name="Deleted" type="xs:unsignedByte" />
            <xs:element name="ExceptionStartTime" type="xs:string" />
            <xs:element minOccurs="0" name="Subject" type="xs:string" />
            <xs:element minOccurs="0" name="StartTime" type="xs:string" />
            <xs:element minOccurs="0" name="EndTime" type="xs:string" />
            <xs:element minOccurs="0" ref="airsyncbase:Body" />
            <xs:element minOccurs="0" name="Location" type="xs:string" />
            <xs:element minOccurs="0" name="Categories">
              <xs:complexType>
                <xs:sequence>
                  <xs:element maxOccurs="300" name="Category" type="xs:string" />
                </xs:sequence>
              </xs:complexType>
            </xs:element>
            <xs:element minOccurs="0" name="Sensitivity">
              <xs:simpleType>
                <xs:restriction base="xs:unsignedByte">
                  <xs:minInclusive value="0"/>
                  <xs:maxInclusive value="3"/>
                </xs:restriction>
              </xs:simpleType>
            </xs:element>
            <xs:element minOccurs="0" name="BusyStatus">
              <xs:simpleType>
                <xs:restriction base="xs:unsignedByte">
                  <xs:minInclusive value="0"/>
                  <xs:maxInclusive value="5"/>
                </xs:restriction>
              </xs:simpleType>
            </xs:element>
            <xs:element minOccurs="0" name="AllDayEvent" type="xs:unsignedByte" />
            <xs:element minOccurs="0" name="Reminder" type="xs:unsignedInt" />
            <xs:element minOccurs="0" name="DtStamp" type="xs:string" />
            <xs:element minOccurs="0" name="MeetingStatus">
              <xs:simpleType>
                <xs:restriction base="xs:unsignedByte">
                  <xs:enumeration value="1"/>
                  <xs:enumeration value="0"/>
                  <xs:enumeration value="3"/>
                </xs:restriction>
              </xs:simpleType>
            </xs:element>
          </xs:all>
        </xs:complexType>
      </xs:element>
    </xs:sequence>
  </xs:complexType>
</xs:element>

```

```

        <xs:enumeration value="5"/>
        <xs:enumeration value="7"/>
        <xs:enumeration value="9"/>
        <xs:enumeration value="11"/>
        <xs:enumeration value="13"/>
        <xs:enumeration value="15"/>
    </xs:restriction>
</xs:simpleType>
</xs:element>
<xs:element minOccurs="0" name="Attendees">
    <xs:complexType>
        <xs:sequence minOccurs="0">
            <xs:element name="Attendee" maxOccurs="unbounded">
                <xs:complexType>
                    <xs:all>
                        <xs:element name="Email" type="xs:string" />
                        <xs:element name="Name" type="xs:string" />
                        <xs:element name="AttendeeStatus" minOccurs="0">
                            <xs:simpleType>
                                <xs:restriction base="xs:unsignedByte">
                                    <xs:enumeration value="0"/>
                                    <xs:enumeration value="2"/>
                                    <xs:enumeration value="3"/>
                                    <xs:enumeration value="4"/>
                                    <xs:enumeration value="5"/>
                                </xs:restriction>
                            </xs:simpleType>
                        </xs:element>
                        <xs:element name="AttendeeType" minOccurs="0">
                            <xs:simpleType>
                                <xs:restriction base="xs:unsignedByte">
                                    <xs:enumeration value="1"/>
                                    <xs:enumeration value="2"/>
                                    <xs:enumeration value="3"/>
                                </xs:restriction>
                            </xs:simpleType>
                        </xs:element>
                    </xs:all>
                </xs:complexType>
            </xs:element>
        </xs:sequence>
    </xs:complexType>
</xs:element>
</xs:all>
</xs:complexType>
</xs:element>
<xs:complexType name="EmptyTag"/>
<xs:group name="GhostingProps">
    <xs:sequence>
        <xs:choice maxOccurs="unbounded">
            <xs:element name="TimeZone" type="calendar:EmptyTag" />
            <xs:element name="AllDayEvent" type="calendar:EmptyTag" />
            <xs:element name="BusyStatus" type="calendar:EmptyTag" />
            <xs:element name="OrganizerName" type="calendar:EmptyTag" />
            <xs:element name="OrganizerEmail" type="calendar:EmptyTag" />
            <xs:element name="DtStamp" type="calendar:EmptyTag" />
        </xs:choice>
    </xs:sequence>
</xs:group>

```



```

<xs:element name="EndTime" type="calendar:EmptyTag" />
<xs:element name="Location" type="calendar:EmptyTag" />
<xs:element name="Reminder" type="calendar:EmptyTag" />
<xs:element name="Sensitivity" type="calendar:EmptyTag" />
<xs:element name="Subject" type="calendar:EmptyTag" />
<xs:element name="StartTime" type="calendar:EmptyTag" />
<xs:element name="UID" type="calendar:EmptyTag" />
<xs:element name="MeetingStatus" type="calendar:EmptyTag" />
<xs:element name="Attendees" type="calendar:EmptyTag" />
<xs:element name="Categories" type="calendar:EmptyTag" />
<xs:element name="Recurrence" type="calendar:EmptyTag" />
<xs:element name="Exceptions" type="calendar:EmptyTag" />
<xs:element name="DisallowNewTimeProposal" type="calendar:EmptyTag" />
<xs:element name="ResponseRequested" type="calendar:EmptyTag" />
</xs:choice>
</xs:sequence>
</xs:group>
<xs:group name="TopLevelSchemaProps">
  <xs:sequence>
    <xs:choice maxOccurs="unbounded">
      <xs:element name="TimeZone" type="calendar:EmptyTag" />
      <xs:element name="StartTime" type="calendar:EmptyTag" />
      <xs:element name="EndTime" type="calendar:EmptyTag" />
      <xs:element name="Subject" type="calendar:EmptyTag" />
      <xs:element name="Location" type="calendar:EmptyTag" />
      <xs:element name="Reminder" type="calendar:EmptyTag" />
      <xs:element name="AllDayEvent" type="calendar:EmptyTag" />
      <xs:element name="BusyStatus" type="calendar:EmptyTag" />
      <xs:element name="Recurrence" type="calendar:EmptyTag" />
      <xs:element name="Sensitivity" type="calendar:EmptyTag" />
      <xs:element name="DtStamp" type="calendar:EmptyTag" />
      <xs:element name="Attendees" type="calendar:EmptyTag" />
      <xs:element name="Categories" type="calendar:EmptyTag" />
      <xs:element name="MeetingStatus" type="calendar:EmptyTag" />
      <xs:element name="OrganizerName" type="calendar:EmptyTag" />
      <xs:element name="OrganizerEmail" type="calendar:EmptyTag" />
      <xs:element name="UID" type="calendar:EmptyTag" />
      <xs:element name="DisallowNewTimeProposal" type="calendar:EmptyTag" />
      <xs:element name="ResponseRequested" type="calendar:EmptyTag" />
      <xs:element name="Exceptions" type="calendar:EmptyTag" />
    </xs:choice>
  </xs:sequence>
</xs:group>
</xs:schema>

```

2.2.1.19.3.1.2 Sync Command Response for Calendar Items

For the complete **Sync** command response, see section [2.2.1.19.2](#).

2.2.1.19.3.2 Sync Command for Contacts Folder

2.2.1.19.3.2.1 Sync Command Request for Contacts

```

<?xml version="1.0" ?>
<xs:schema xmlns:contacts="Contacts:" attributeFormDefault="unqualified"
  elementFormDefault="qualified"
  targetNamespace="Contacts:" xmlns:xs="http://www.w3.org/2001/XMLSchema">

```

```

<xs:element name="Anniversary" type="xs:dateTime" />
<xs:element name="AssistantName" type="xs:string" />
<xs:element name="AssistantPhoneNumber" type="xs:string" />
<xs:element name="AssistnamePhoneNumber" type="xs:string" />
<xs:element name="Birthday" type="xs:dateTime" />
<xs:element name="Business2PhoneNumber" type="xs:string" />
<xs:element name="BusinessAddressCity" type="xs:string" />
<xs:element name="BusinessPhoneNumber" type="xs:string" />
<xs:element name="WebPage" type="xs:string" />
<xs:element name="BusinessAddressCountry" type="xs:string" />
<xs:element name="Department" type="xs:string" />
<xs:element name="Email1Address" type="xs:string" />
<xs:element name="Email2Address" type="xs:string" />
<xs:element name="Email3Address" type="xs:string" />
<xs:element name="BusinessFaxNumber" type="xs:string" />
<xs:element name="FileAs" type="xs:string" />
<xs:element name="FirstName" type="xs:string" />
<xs:element name="MiddleName" type="xs:string" />
<xs:element name="HomeAddressCity" type="xs:string" />
<xs:element name="HomeAddressCountry" type="xs:string" />
<xs:element name="HomeFaxNumber" type="xs:string" />
<xs:element name="HomePhoneNumber" type="xs:string" />
<xs:element name="Home2PhoneNumber" type="xs:string" />
<xs:element name="HomeAddressPostalCode" type="xs:string" />
<xs:element name="HomeAddressState" type="xs:string" />
<xs:element name="HomeAddressStreet" type="xs:string" />
<xs:element name="MobilePhoneNumber" type="xs:string" />
<xs:element name="Suffix" type="xs:string" />
<xs:element name="CompanyName" type="xs:string" />
<xs:element name="OtherAddressCity" type="xs:string" />
<xs:element name="OtherAddressCountry" type="xs:string" />
<xs:element name="CarPhoneNumber" type="xs:string" />
<xs:element name="OtherAddressPostalCode" type="xs:string" />
<xs:element name="OtherAddressState" type="xs:string" />
<xs:element name="OtherAddressStreet" type="xs:string" />
<xs:element name="PagerNumber" type="xs:string" />
<xs:element name="Title" type="xs:string" />
<xs:element name="BusinessAddressPostalCode" type="xs:string" />
<xs:element name="LastName" type="xs:string" />
<xs:element name="Spouse" type="xs:string" />
<xs:element name="BusinessAddressState" type="xs:string" />
<xs:element name="BusinessAddressStreet" type="xs:string" />
<xs:element name="JobTitle" type="xs:string" />
<xs:element name="YomiFirstName" type="xs:string" />
<xs:element name="YomiLastName" type="xs:string" />
<xs:element name="YomiCompanyName" type="xs:string" />
<xs:element name="OfficeLocation" type="xs:string" />
<xs:element name="RadioPhoneNumber" type="xs:string" />
<xs:element name="Picture" type="xs:string" />
<xs:element name="Categories">
  <xs:complexType>
    <xs:sequence minOccurs="0">
      <xs:element maxOccurs="300" name="Category" type="xs:string" />
    </xs:sequence>
  </xs:complexType>
</xs:element>
<xs:element name="Children">
  <xs:complexType>
    <xs:sequence minOccurs="0">

```

```

        <xs:element maxOccurs="300" name="Child" type="xs:string" />
    </xs:sequence>
</xs:complexType>
</xs:element>
<xs:complexType name="EmptyTag"/>
<xs:group name="GhostingProps">
    <xs:sequence>
        <xs:choice maxOccurs="unbounded">
            <xs:element name="Anniversary" type="contacts:EmptyTag"/>
            <xs:element name="Birthday" type="contacts:EmptyTag"/>
            <xs:element name="WebPage" type="contacts:EmptyTag"/>
            <xs:element name="Children" type="contacts:EmptyTag"/>
            <xs:element name="BusinessAddressCountry" type="contacts:EmptyTag"/>
            <xs:element name="Department" type="contacts:EmptyTag"/>
            <xs:element name="Email1Address" type="contacts:EmptyTag"/>
            <xs:element name="Email2Address" type="contacts:EmptyTag"/>
            <xs:element name="Email3Address" type="contacts:EmptyTag"/>
            <xs:element name="BusinessFaxNumber" type="contacts:EmptyTag"/>
            <xs:element name="FileAs" type="contacts:EmptyTag"/>
            <xs:element name="FirstName" type="contacts:EmptyTag"/>
            <xs:element name="HomeAddressCity" type="contacts:EmptyTag"/>
            <xs:element name="HomeAddressCountry" type="contacts:EmptyTag"/>
            <xs:element name="HomeFaxNumber" type="contacts:EmptyTag"/>
            <xs:element name="HomePhoneNumber" type="contacts:EmptyTag"/>
            <xs:element name="Home2PhoneNumber" type="contacts:EmptyTag"/>
            <xs:element name="HomeAddressPostalCode" type="contacts:EmptyTag"/>
            <xs:element name="HomeAddressState" type="contacts:EmptyTag"/>
            <xs:element name="HomeAddressStreet" type="contacts:EmptyTag"/>
            <xs:element name="BusinessAddressCity" type="contacts:EmptyTag"/>
            <xs:element name="MiddleName" type="contacts:EmptyTag"/>
            <xs:element name="MobilePhoneNumber" type="contacts:EmptyTag"/>
            <xs:element name="Suffix" type="contacts:EmptyTag"/>
            <xs:element name="CompanyName" type="contacts:EmptyTag"/>
            <xs:element name="OtherAddressCity" type="contacts:EmptyTag"/>
            <xs:element name="OtherAddressCountry" type="contacts:EmptyTag"/>
            <xs:element name="CarPhoneNumber" type="contacts:EmptyTag"/>
            <xs:element name="OtherAddressPostalCode" type="contacts:EmptyTag"/>
            <xs:element name="OtherAddressState" type="contacts:EmptyTag"/>
            <xs:element name="OtherAddressStreet" type="contacts:EmptyTag"/>
            <xs:element name="PagerNumber" type="contacts:EmptyTag"/>
            <xs:element name="Title" type="contacts:EmptyTag"/>
            <xs:element name="BusinessAddressPostalCode" type="contacts:EmptyTag"/>
            <xs:element name="AssistantName" type="contacts:EmptyTag"/>
            <xs:element name="AssistantPhoneNumber" type="contacts:EmptyTag"/>
            <xs:element name="AssistnamePhoneNumber" type="contacts:EmptyTag"/>
            <xs:element name="LastName" type="contacts:EmptyTag"/>
            <xs:element name="Spouse" type="contacts:EmptyTag"/>
            <xs:element name="BusinessAddressState" type="contacts:EmptyTag"/>
            <xs:element name="BusinessAddressStreet" type="contacts:EmptyTag"/>
            <xs:element name="BusinessPhoneNumber" type="contacts:EmptyTag"/>
            <xs:element name="Business2PhoneNumber" type="contacts:EmptyTag"/>
            <xs:element name="JobTitle" type="contacts:EmptyTag"/>
            <xs:element name="YomiFirstName" type="contacts:EmptyTag"/>
            <xs:element name="YomiLastName" type="contacts:EmptyTag"/>
            <xs:element name="YomiCompanyName" type="contacts:EmptyTag"/>
            <xs:element name="OfficeLocation" type="contacts:EmptyTag"/>
            <xs:element name="RadioPhoneNumber" type="contacts:EmptyTag"/>
            <xs:element name="Picture" type="contacts:EmptyTag"/>
            <xs:element name="Categories" type="contacts:EmptyTag"/>
        </xs:choice>
    </xs:sequence>
</xs:group>

```

```

    </xs:choice>
  </xs:sequence>
</xs:group>
<xs:group name="TopLevelSchemaProps">
  <xs:sequence>
    <xs:choice maxOccurs="unbounded">
      <xs:element name="Anniversary" type="contacts:EmptyTag"/>
      <xs:element name="Birthday" type="contacts:EmptyTag"/>
      <xs:element name="Webpage" type="contacts:EmptyTag"/>
      <xs:element name="Children" type="contacts:EmptyTag"/>
      <xs:element name="BusinessAddressCountry" type="contacts:EmptyTag"/>
      <xs:element name="Department" type="contacts:EmptyTag"/>
      <xs:element name="Email1Address" type="contacts:EmptyTag"/>
      <xs:element name="Email2Address" type="contacts:EmptyTag"/>
      <xs:element name="Email3Address" type="contacts:EmptyTag"/>
      <xs:element name="BusinessFaxNumber" type="contacts:EmptyTag"/>
      <xs:element name="FileAs" type="contacts:EmptyTag"/>
      <xs:element name="FirstName" type="contacts:EmptyTag"/>
      <xs:element name="HomeAddressCity" type="contacts:EmptyTag"/>
      <xs:element name="HomeAddressCountry" type="contacts:EmptyTag"/>
      <xs:element name="HomeFaxNumber" type="contacts:EmptyTag"/>
      <xs:element name="HomeTelephoneNumber" type="contacts:EmptyTag"/>
      <xs:element name="Home2TelephoneNumber" type="contacts:EmptyTag"/>
      <xs:element name="HomeAddressPostalCode" type="contacts:EmptyTag"/>
      <xs:element name="HomeAddressState" type="contacts:EmptyTag"/>
      <xs:element name="HomeAddressStreet" type="contacts:EmptyTag"/>
      <xs:element name="BusinessAddressCity" type="contacts:EmptyTag"/>
      <xs:element name="MiddleName" type="contacts:EmptyTag"/>
      <xs:element name="MobileTelephoneNumber" type="contacts:EmptyTag"/>
      <xs:element name="Suffix" type="contacts:EmptyTag"/>
      <xs:element name="CompanyName" type="contacts:EmptyTag"/>
      <xs:element name="OtherAddressCity" type="contacts:EmptyTag"/>
      <xs:element name="OtherAddressCountry" type="contacts:EmptyTag"/>
      <xs:element name="CarTelephoneNumber" type="contacts:EmptyTag"/>
      <xs:element name="OtherAddressPostalCode" type="contacts:EmptyTag"/>
      <xs:element name="OtherAddressState" type="contacts:EmptyTag"/>
      <xs:element name="OtherAddressStreet" type="contacts:EmptyTag"/>
      <xs:element name="PagerNumber" type="contacts:EmptyTag"/>
      <xs:element name="Title" type="contacts:EmptyTag"/>
      <xs:element name="BusinessAddressPostalCode" type="contacts:EmptyTag"/>
      <xs:element name="AssistantName" type="contacts:EmptyTag"/>
      <xs:element name="AssistantTelephoneNumber" type="contacts:EmptyTag"/>
      <xs:element name="LastName" type="contacts:EmptyTag"/>
      <xs:element name="Spouse" type="contacts:EmptyTag"/>
      <xs:element name="BusinessAddressState" type="contacts:EmptyTag"/>
      <xs:element name="BusinessAddressStreet" type="contacts:EmptyTag"/>
      <xs:element name="BusinessTelephoneNumber" type="contacts:EmptyTag"/>
      <xs:element name="Business2TelephoneNumber" type="contacts:EmptyTag"/>
      <xs:element name="JobTitle" type="contacts:EmptyTag"/>
      <xs:element name="YomiFirstName" type="contacts:EmptyTag"/>
      <xs:element name="YomiLastName" type="contacts:EmptyTag"/>
      <xs:element name="YomiCompanyName" type="contacts:EmptyTag"/>
      <xs:element name="OfficeLocation" type="contacts:EmptyTag"/>
      <xs:element name="RadioTelephoneNumber" type="contacts:EmptyTag"/>
      <xs:element name="Categories" type="contacts:EmptyTag"/>
      <xs:element name="Picture" type="contacts:EmptyTag"/>
    </xs:choice>
  </xs:sequence>
</xs:group>

```

```
</xs:schema>
```

2.2.1.19.3.2.2 Sync Command Response for Contacts

For the complete **Sync** command response, see section [2.2.1.19.2](#).

2.2.1.19.3.3 Sync Command for Contacts2 Folder

2.2.1.19.3.3.1 Sync Command Request for Contacts2

```
<?xml version="1.0" ?>
<xs:schema xmlns:contacts2="Contacts2:" attributeFormDefault="unqualified"
elementFormDefault="qualified"
targetNamespace="Contacts2:" xmlns:xs="http://www.w3.org/2001/XMLSchema">
  <xs:element name="CustomerId" type="xs:string" />
  <xs:element name="GovernmentId" type="xs:string" />
  <xs:element name="IMAddress" type="xs:string" />
  <xs:element name="IMAddress2" type="xs:string" />
  <xs:element name="IMAddress3" type="xs:string" />
  <xs:element name="ManagerName" type="xs:string" />
  <xs:element name="CompanyMainPhone" type="xs:string" />
  <xs:element name="AccountName" type="xs:string" />
  <xs:element name="NickName" type="xs:string" />
  <xs:element name="MMS" type="xs:string" />
  <xs:complexType name="EmptyTag"/>
  <xs:group name="GhostingProps">
    <xs:sequence>
      <xs:choice maxOccurs="unbounded">
        <xs:element name="CustomerId" type="contacts2:EmptyTag"/>
        <xs:element name="GovernmentId" type="contacts2:EmptyTag"/>
        <xs:element name="IMAddress" type="contacts2:EmptyTag"/>
        <xs:element name="IMAddress2" type="contacts2:EmptyTag"/>
        <xs:element name="IMAddress3" type="contacts2:EmptyTag"/>
        <xs:element name="ManagerName" type="contacts2:EmptyTag"/>
        <xs:element name="CompanyMainPhone" type="contacts2:EmptyTag"/>
        <xs:element name="AccountName" type="contacts2:EmptyTag"/>
        <xs:element name="NickName" type="contacts2:EmptyTag"/>
        <xs:element name="MMS" type="contacts2:EmptyTag"/>
      </xs:choice>
    </xs:sequence>
  </xs:group>
  <xs:group name="TopLevelSchemaProps">
    <xs:sequence>
      <xs:choice maxOccurs="unbounded">
        <xs:element name="CustomerId" type="contacts2:EmptyTag"/>
        <xs:element name="GovernmentId" type="contacts2:EmptyTag"/>
        <xs:element name="IMAddress" type="contacts2:EmptyTag"/>
        <xs:element name="IMAddress2" type="contacts2:EmptyTag"/>
        <xs:element name="IMAddress3" type="contacts2:EmptyTag"/>
        <xs:element name="ManagerName" type="contacts2:EmptyTag"/>
        <xs:element name="CompanyMainPhone" type="contacts2:EmptyTag"/>
        <xs:element name="AccountName" type="contacts2:EmptyTag"/>
        <xs:element name="NickName" type="contacts2:EmptyTag"/>
        <xs:element name="MMS" type="contacts2:EmptyTag"/>
      </xs:choice>
    </xs:sequence>
  </xs:group>
```

```
</xs:schema>
```

2.2.1.19.3.3.2 Sync Command Response for Contacts2

For the complete **Sync** command response, see section [2.2.1.19.2](#).

2.2.1.19.3.4 Sync Command for E-Mail Folder

2.2.1.19.3.4.1 Sync Command Request for E-Mail

```
<?xml version="1.0" ?>
<xs:schema xmlns:email="Email:" attributeFormDefault="unqualified"
elementFormDefault="qualified"
targetNamespace="Email:" xmlns:xs="http://www.w3.org/2001/XMLSchema" xmlns:tasks="Tasks:">
  <xs:import namespace="Tasks:"/>
  <xs:element name="Read" type="xs:unsignedByte" />
  <xs:element name="DateReceived">
    <xs:simpleType>
      <xs:restriction base="xs:string">
        <xs:maxLength value="1024"/>
      </xs:restriction>
    </xs:simpleType>
  </xs:element>
  <xs:element name="Flag">
    <xs:complexType>
      <xs:choice minOccurs="0" maxOccurs="unbounded">
        <xs:element name="Status" maxOccurs="1" type="xs:unsignedByte" />
        <xs:element name="FlagType" maxOccurs="1" type="xs:string" />
        <xs:element name="CompleteTime" maxOccurs="1" type="xs:string" />
        <xs:element ref="tasks:StartDate" maxOccurs="1"/>
        <xs:element ref="tasks:UtcStartDate" maxOccurs="1"/>
        <xs:element ref="tasks:DueDate" maxOccurs="1"/>
        <xs:element ref="tasks:UtcDueDate" maxOccurs="1"/>
        <xs:element ref="tasks:DateCompleted" maxOccurs="1"/>
        <xs:element ref="tasks:ReminderSet" maxOccurs="1"/>
        <xs:element ref="tasks:ReminderTime" maxOccurs="1"/>
        <xs:element ref="tasks:Subject" maxOccurs="1"/>
        <xs:element ref="tasks:OrdinalDate" maxOccurs="1"/>
        <xs:element ref="tasks:SubOrdinalDate" maxOccurs="1"/>
      </xs:choice>
    </xs:complexType>
  </xs:element>
  <xs:element name="To">
    <xs:simpleType>
      <xs:restriction base="xs:string">
        <xs:maxLength value="1024"/>
      </xs:restriction>
    </xs:simpleType>
  </xs:element>
  <xs:element name="From">
    <xs:simpleType>
      <xs:restriction base="xs:string">
        <xs:maxLength value="1024"/>
      </xs:restriction>
    </xs:simpleType>
  </xs:element>
  <xs:element name="InternetCPID" type="xs:integer" />

```

```

<xs:element name="Importance" type="xs:unsignedByte" />
<xs:element name="Categories">
  <xs:complexType>
    <xs:sequence minOccurs="0">
      <xs:element maxOccurs="300" name="Category" type="xs:string" />
    </xs:sequence>
  </xs:complexType>
</xs:element>
<xs:complexType name="EmptyTag"/>
<xs:group name="GhostingProps">
  <xs:sequence>
    <xs:choice maxOccurs="unbounded">
      <xs:element name="To" type="email:EmptyTag" />
      <xs:element name="From" type="email:EmptyTag" />
      <xs:element name="DateReceived" type="email:EmptyTag" />
      <xs:element name="Body" type="email:EmptyTag" />
      <xs:element name="InternetCPID" type="email:EmptyTag" />
      <xs:element name="Read" type="email:EmptyTag" />
      <xs:element name="Flag" type="email:EmptyTag" />
      <xs:element name="Importance" type="email:EmptyTag" />
    </xs:choice>
  </xs:sequence>
</xs:group>
<xs:group name="TopLevelSchemaProps">
  <xs:sequence>
    <xs:choice maxOccurs="unbounded">
      <xs:element name="To" type="email:EmptyTag"/>
      <xs:element name="CC" type="email:EmptyTag"/>
      <xs:element name="From" type="email:EmptyTag"/>
      <xs:element name="ReplyTo" type="email:EmptyTag"/>
      <xs:element name="DateReceived" type="email:EmptyTag"/>
      <xs:element name="Subject" type="email:EmptyTag"/>
      <xs:element name="DisplayTo" type="email:EmptyTag"/>
      <xs:element name="Importance" type="email:EmptyTag"/>
      <xs:element name="Read" type="email:EmptyTag"/>
      <xs:element name="MessageClass" type="email:EmptyTag"/>
      <xs:element name="MeetingRequest" type="email:EmptyTag"/>
      <xs:element name="ThreadTopic" type="email:EmptyTag"/>
      <xs:element name="InternetCPID" type="email:EmptyTag"/>
    </xs:choice>
  </xs:sequence>
</xs:group>
</xs:schema>

```

2.2.1.19.3.4.2 Sync Command Response for E-Mail

For the complete **Sync** command response, see section [2.2.1.19.2](#).

2.2.1.19.3.5 Sync Command for Tasks Folder

2.2.1.19.3.5.1 Sync Command Request for Tasks

```

<?xml version="1.0" encoding="utf-8"?>
<xs:schema
  xmlns:tns="Tasks:"
  attributeFormDefault="unqualified"
  elementFormDefault="qualified"

```

```

targetNamespace="Tasks:"
xmlns:xs="http://www.w3.org/2001/XMLSchema"
xmlns="Tasks:">

<xs:element name="Subject" type="xs:string"/>
<xs:element name="Categories">
  <xs:complexType>
    <xs:sequence minOccurs="0">
      <xs:element maxOccurs="300" name="Category" type="xs:string" />
    </xs:sequence>
  </xs:complexType>
</xs:element>
<xs:element name="Complete" type="xs:unsignedByte"/>
<xs:element name="DateCompleted" type="xs:string"/>
<xs:element name="DueDate" type="xs:string"/>
<xs:element name="UtcDueDate" type="xs:string"/>
<xs:element name="Importance" type="xs:unsignedByte"/>
<xs:element name="Recurrence">
  <xs:complexType>
    <xs:all minOccurs="0">
      <xs:element minOccurs="1" name="Type">
        <xs:simpleType>
          <xs:restriction base="xs:unsignedByte">
            <xs:minInclusive value="0"/>
            <xs:maxInclusive value="6"/>
          </xs:restriction>
        </xs:simpleType>
      </xs:element>
      <xs:element minOccurs="0" name="Start" type="xs:string" />
      <xs:element minOccurs="0" name="Until" type="xs:string" />
      <xs:element minOccurs="0" name="Occurrences" type="xs:unsignedShort" />
      <xs:element minOccurs="0" name="Interval">
        <xs:simpleType>
          <xs:restriction base="xs:unsignedShort">
            <xs:minInclusive value="0"/>
            <xs:maxInclusive value="999"/>
          </xs:restriction>
        </xs:simpleType>
      </xs:element>
      <xs:element minOccurs="0" name="DayOfWeek">
        <xs:simpleType>
          <xs:restriction base="xs:unsignedShort">
            <xs:minInclusive value="0"/>
            <xs:maxInclusive value="127"/>
          </xs:restriction>
        </xs:simpleType>
      </xs:element>
      <xs:element minOccurs="0" name="DayOfMonth">
        <xs:simpleType>
          <xs:restriction base="xs:unsignedByte">
            <xs:minInclusive value="1"/>
            <xs:maxInclusive value="127"/>
          </xs:restriction>
        </xs:simpleType>
      </xs:element>
      <xs:element minOccurs="0" name="WeekOfMonth">
        <xs:simpleType>
          <xs:restriction base="xs:unsignedByte">
            <xs:minInclusive value="1"/>

```



```

        <xs:maxInclusive value="5"/>
      </xs:restriction>
    </xs:simpleType>
  </xs:element>
  <xs:element minOccurs="0" name="MonthOfYear">
    <xs:simpleType>
      <xs:restriction base="xs:unsignedByte">
        <xs:minInclusive value="1"/>
        <xs:maxInclusive value="12"/>
      </xs:restriction>
    </xs:simpleType>
  </xs:element>
  <xs:element minOccurs="0" name="Regenerate" type="xs:unsignedByte"/>
  <xs:element minOccurs="0" name="DeadOccur" type="xs:unsignedByte"/>
  <xs:element minOccurs="0" name="CalendarType">
    <xs:simpleType>
      <xs:restriction base="xs:unsignedByte">
        <xs:minInclusive value="0"/>
        <xs:maxInclusive value="23"/>
      </xs:restriction>
    </xs:simpleType>
  </xs:element>
  <xs:element minOccurs="0" name="IsLeapMonth">
    <xs:simpleType>
      <xs:restriction base="xs:unsignedByte">
        <xs:minInclusive value="0"/>
        <xs:maxInclusive value="1"/>
      </xs:restriction>
    </xs:simpleType>
  </xs:element>
  <xs:element minOccurs="0" name="FirstDayOfWeek">
    <xs:simpleType>
      <xs:restriction base="xs:unsignedByte">
        <xs:minInclusive value="0"/>
        <xs:maxInclusive value="6"/>
      </xs:restriction>
    </xs:simpleType>
  </xs:element>
</xs:all>
</xs:complexType>
</xs:element>
<xs:element name="ReminderSet" type="xs:unsignedByte"/>
<xs:element name="ReminderTime" type="xs:string"/>
<xs:element name="Sensitivity">
  <xs:simpleType>
    <xs:restriction base="xs:unsignedByte">
      <xs:minInclusive value="0"/>
      <xs:maxInclusive value="3"/>
    </xs:restriction>
  </xs:simpleType>
</xs:element>
<xs:element name="StartDate" type="xs:string"/>
<xs:element name="UtcStartDate" type="xs:string"/>
<xs:element name="OrdinalDate" type="xs:string"/>
<xs:element name="SubOrdinalDate" type="xs:string"/>
</xs:schema>

```

2.2.1.19.3.5.2 Sync Command Response for Tasks

For the complete **Sync** command response, see section [2.2.1.19.2](#).

2.2.1.20 ValidateCert

The **ValidateCert** command is used by the client to validate a certificate that has been received via an S/MIME mail.

To validate a certificate, the server MUST verify that the certificate has not expired and has not been revoked. The server MUST walk up the certificate chain, verifying that each intermediate CA certificate has not expired and has not been revoked and that the root certificate is a trusted **certificate authority**. Certificate validation is particularly important for verifying signatures (for example, on S/MIME signed mail).

2.2.1.20.1 Request

The following code shows the XSD for the **ValidateCert** command response.

```
<?xml version="1.0" ?>
<xs:schema xmlns:tns="ValidateCert:" attributeFormDefault="unqualified"
elementFormDefault="qualified"
targetNamespace="ValidateCert:" xmlns:xs="http://www.w3.org/2001/XMLSchema">
<xs:element name="ValidateCert">
  <xs:complexType>
    <xs:all minOccurs="0" maxOccurs="1">
      <xs:element name="CertificateChain" minOccurs="0" maxOccurs="1">
        <xs:complexType>
          <xs:choice maxOccurs="unbounded">
            <xs:element name="Certificate" minOccurs="1" maxOccurs="unbounded">
              <xs:simpleType>
                <xs:restriction base="xs:base64Binary">
                  <xs:minLength value="4"/>
                </xs:restriction>
              </xs:simpleType>
            </xs:element>
          </xs:choice>
        </xs:complexType>
      </xs:element>
      <xs:element name="Certificates" minOccurs="1" maxOccurs="1">
        <xs:complexType>
          <xs:choice maxOccurs="unbounded">
            <xs:element name="Certificate" minOccurs="1" maxOccurs="unbounded">
              <xs:simpleType>
                <xs:restriction base="xs:base64Binary">
                  <xs:minLength value="4"/>
                </xs:restriction>
              </xs:simpleType>
            </xs:element>
          </xs:choice>
        </xs:complexType>
      </xs:element>
      <xs:element name="CheckCrl" minOccurs="0" maxOccurs="1">
        <xs:simpleType>
          <xs:restriction base="xs:integer">
            <xs:minInclusive value="0"/>
            <xs:maxInclusive value="1"/>
          </xs:restriction>
        </xs:simpleType>
      </xs:element>
    </xs:all>
  </xs:complexType>
</xs:element>
```

```

        </xs:simpleType>
      </xs:element>
    </xs:all>
  </xs:complexType>
</xs:element>
</xs:schema>

```

2.2.1.20.1.1 ValidateCert

The <ValidateCert> element is the top-level element in the XML document. It identifies the body of the HTTP **POST** as containing a **ValidateCert** command.

Parent elements	Child elements	Data type	Number allowed
None	<Certificates> (request only) <CertificateChain> (request only) <CheckCRL> (request only) <Status> (response only)	Container	1 (required)

2.2.1.20.1.2 Certificate

The <Certificate> element contains the Base64-encoded X509 certificate BLOB.

Parent elements	Child elements	Data type	Number allowed
<Certificates> (request only) <CertificateChain> (request only) <ValidateCert> (response only)	<Status> (response only)	String (Base64-encoded)	1...N

2.2.1.20.1.3 CertificateChain

The <CertificateChain> element contains the list of certificates to be validated.

Parent elements	Child elements	Data type	Number allowed
<ValidateCert> (request only)	<Certificate>	Container	0...1 (optional)

2.2.1.20.1.4 Certificates

The <Certificates> element contains the list of certificates to be validated.

Parent elements	Child elements	Data type	Number allowed
<ValidateCert> (request only)	<Certificate>	Container	1 (required)

2.2.1.20.1.5 CheckCRL

The <CheckCRL> element specifies whether the server SHOULD ignore an unverifiable revocation status.

Parent elements	Child elements	Data type	Number allowed
<ValidateCert>	None	Integer	0...1 (optional)

The revocation status of a certificate cannot be verified when the **certificate revocation lists (CRLs)** cannot be retrieved.

When <CheckCRL> is set to 1 (TRUE), the server MUST NOT ignore an unverifiable revocation status. When <CheckCRL> is set to 0 (FALSE), the server SHOULD ignore an unverifiable revocation status. The default value is 0.

2.2.1.20.2 Response

The following code shows the XSD for the <ValidateCert> command response.

```
<?xml version="1.0" ?>
<xs:schema xmlns:tns="ValidateCert:" attributeFormDefault="unqualified"
  elementFormDefault="qualified"
  targetNamespace="ValidateCert:" xmlns:xs="http://www.w3.org/2001/XMLSchema">
  <xs:element name="ValidateCert">
    <xs:complexType>
      <xs:sequence>
        <xs:element minOccurs="1" maxOccurs="1" name="Status" type="xs:unsignedByte"/>
        <xs:element minOccurs="0" maxOccurs="unbounded" name="Certificate">
          <xs:complexType>
            <xs:sequence>
              <xs:element minOccurs="0" maxOccurs="unbounded" name="Status"
                type="xs:unsignedByte"/>
            </xs:sequence>
          </xs:complexType>
        </xs:element>
      </xs:sequence>
    </xs:complexType>
  </xs:element>
</xs:schema>
```

2.2.1.20.2.1 ValidateCert

The <ValidateCert> element is the top-level element in the XML document. It identifies the body of the HTTP **POST** as containing a **ValidateCert** command.

Parent elements	Child elements	Data type	Number allowed
None	<Certificates> (request only) <CertificateChain> (request only) <CheckCRL> (request only) <Status> (response only) <Certificate> (response only)	Container	1 (required)

2.2.1.20.2.2 Certificate

The <Certificate> element contains the <Status> of the certificate validation.

Parent elements	Child elements	Data type	Number allowed
<Certificates> (request only) <CertificateChain> (request only) <ValidateCert> (response only)	<Status> (response only)	Container	0...N

2.2.1.20.2.3 Status

The <Status> element indicates whether one or more certificates were successfully validated.

Parent elements	Child elements	Data type	Number allowed
<ValidateCert> (response only) <Certificate> (response only)	None	Integer	1...N (required)

The following table lists the <Status> codes for the **ValidateCert** command. For information about the scope of the <Status> value and for <Status> values common to all ActiveSync commands, see section [2.2.2](#).

Value	Meaning	Cause	Scope	Resolution
1	Success.	Server successfully completed command.	Global	None.
2	Protocol error.	Supplied protocol parameters are out of range or invalid.	Global	Fix client code.
3	The signature in the digital ID cannot be validated.	The signature in the certificate is invalid.	Item	Verify that the certificate has a valid signature.
4	The digital ID was issued by an untrusted source.	The certificate source is not trusted by the server.	Item	Contact the administrator to add the certificate to the trusted sources list if it is required.
5	The certificate chain that contains the digital ID was not created correctly.	Invalid, incorrectly formatted certificate.	Item	Verify that the certificate chain is formatted correctly.
6	The digital ID is not valid for signing e-mail messages.	The supplied certificate is not meant to be used for signing e-mail.	Item	Prompt the user.
7	The digital ID used to sign the message has expired or is not yet valid.	The certificate has expired.	Item	Obtain a new certificate.
8	The time periods during which the digital IDs in the certificate chain are valid are not consistent.	One or more certificates in the chain could be out of date.	Item	Get the most recent certificate chain for the certificate.
9	A digital ID in the certificate	The supplied certificate is	Item	Obtain a new

Value	Meaning	Cause	Scope	Resolution
	chain is used incorrectly.	not valid for what it is being used for.		certificate.
10	Information associated with the digital ID is missing or incorrect.	The certificate format is incorrect.	Item	Obtain a new certificate.
11	A digital ID in the certificate chain is used incorrectly.	A certificate that can only be used as an end-entity is being used as a certification authority (CA), or a CA that can only be used as an end-entity is being used as a certificate.	Item	Obtain the correct certificate chain.
12	The digital ID does not match the recipient's e-mail address.	Incorrect certificate was supplied, could be malicious.	Item	Obtain the correct certificate for the user.
13	The digital ID used to sign this message has been revoked. This can indicate that the issuer of the digital ID no longer trusts the sender, the digital ID was reported stolen, or the digital ID was compromised.	The certificate has been revoked by the certification authority that issued it.	Item	Obtain a new certificate.
14	The validity of the digital ID cannot be determined because the server that provides this information cannot be contacted.	The certificate revocation server is offline.	Item	Retry request after some time.
15	A digital ID in the chain has been revoked by the authority that issued it.	A certificate in the chain has been revoked.	Item	Obtain a new certificate.
16	The digital ID cannot be validated because its revocation status cannot be determined.	The signature in the certificate is invalid.	Item	Verify that the certificate has a valid signature.
17	An unknown server error has occurred.	The certificate source is not trusted by the server.	Item	Contact the administrator to add the certificate to the trusted sources list if it is necessary.

2.2.2 Common Status Codes

The <Status> values returned for each command are specified in the <Status> section for each command. Links to each Status section are listed in the following table.

Command	Status value section
Autodiscover	Section 2.2.1.1.2.14
FolderCreate	Section 2.2.1.2.2.3

Command	Status value section
FolderDelete	Section 2.2.1.3.2.3
FolderSync	Section 2.2.1.4.2.2
FolderUpdate	Section 2.2.1.5.2.2
GetItemEstimate	Section 2.2.1.7.2.3
ItemOperations	Section 2.2.1.8.3.12
MeetingResponse	Section 2.2.1.9.2.5
MoveItems	Section 2.2.1.10.2.5
Ping	Section 2.2.1.11.2.6
Provision	[MS-ASPROV] section 3.1.5.2
ResolveRecipients	Section 2.2.1.13.2.11
Search	Section 2.2.1.14.2.7
SendMail	Section 2.2.1.15.2.2
Settings	Section 2.2.1.16.2.2
SmartForward	Section 2.2.1.17.2.2
SmartReply	Section 2.2.1.18.2.2
Sync	Section 2.2.1.19.2.17
ValidateCert	Section 2.2.1.20.2.3

Many of the <Status> codes listed in the command sections have a scope assigned to them. The following table defines the scope values.

Scope Value	Description
Global	The status pertains to the overall client request.
Item	The status pertains to a particular item within the overall client request.
Policy	The status pertains to a particular policy within the Provision command.

In addition to the values specified for individual commands, the following <Status> values are common to all commands. They are used in addition to the specific error codes described with the previous sections of this document.

Value	Name	Description
101	InvalidContent	The body of the HTTP request sent by the client is invalid. <71> Ensure the HTTP request is using the specified Content-Type and length, and that the request is not missing (when an

Value	Name	Description
		empty body is not allowed). Examples: Ping with a text/plain body, or SendMail with version 12.1 and a WBXML body.
102	InvalidWBXML	The request contains WBXML but it could not be decoded into XML.
103	InvalidXML	The XML provided in the request did not follow the [MS-ASCMD] protocol.
104	InvalidDateTime	The request contains a timestamp that could not be parsed into a valid date and time.
105	InvalidCombinationOfIDs	The request contained a combination of parameters that is invalid.
106	InvalidIDs	The request contains one or more IDs that could not be parsed into valid values. That is different from specifying an ID in the proper format but does not resolve to an existing item. <72>
107	InvalidMIME	The request contains a MIME that could not be parsed.
108	DeviceIdMissingOrInvalid	The DeviceID is either missing or has an invalid format.
109	DeviceTypeMissingOrInvalid	The DeviceType is either missing or has an invalid format.
110	ServerError	The server encountered an unknown server. <73>
111	ServerErrorRetryLater	The server encountered an unknown error, the device should retry later. <74>
112	ActiveDirectoryAccessDenied	The server does not have access to read/write to an object in the ActiveDirectory. <75>
113	MailboxQuotaExceeded	The mailbox has reached its size quota. <76>
114	MailboxServerOffline	The mailbox server is offline.
115	SendQuotaExceeded	The request would exceed the "send" quota.
116	MessageRecipientUnresolved	One of the recipients could not be resolved to an e-mail address.
117	MessageReplyNotAllowed	The mailbox server will not allow a reply of this message.

Value	Name	Description
118	MessagePreviouslySent	The message was already sent in a previous request. The server determined this by remembering the <ClientId> values of the last few sent messages. This request contains a <ClientId> that was already used in a recent message.
119	MessageHasNoRecipient	The message being sent contains no recipient.
120	MailSubmissionFailed	The server failed to submit the message for delivery.
121	MessageReplyFailed	The server failed to create a reply message.
122	AttachmentIsTooLarge	The attachment is too large to be processed by this request.
123	UserHasNoMailbox	The user does not appear to have a mailbox (according to the Active Directory).
124	UserCannotBeAnonymous	The request was sent without credentials. Anonymous requests are not allowed.
125	UserPrincipalCouldNotBeFound	The user was not found in the Active Directory.
126	UserDisabledForSync	The user object in the Active Directory indicates that this user is not allowed to use ActiveSync.
127	UserOnNewMailboxCannotSync	The server is configured to prevent users from syncing.
128	UserOnLegacyMailboxCannotSync	The server is configured to prevent users on legacy servers from syncing.
129	DeviceIsBlockedForThisUser	The user is configured to allow only some devices to sync. This device is not the allowed device.
130	AccessDenied	The user is not allowed to perform that request.
131	AccountDisabled	The user's account is disabled.
132	SyncStateNotFound	The sync state for the device was unexpectedly missing. It might have disappeared while the request was in progress. The next request will likely answer a sync key error and the device will be forced to do full sync. <77>
133	SyncStateLocked	The sync state is locked. Possibly because the mailbox is being moved or was recently moved.

Value	Name	Description
134	SyncStateCorrupt	The sync state appears to be corrupt.
135	SyncStateAlreadyExists	The sync state for this device already exists. This can happen with two initial syncs are executed concurrently.
136	SyncStateVersionInvalid	The sync state version is invalid.
137	CommandNotSupported	The command is not supported by this server.<78>
138	VersionNotSupported	The command is not supported in the protocol version specified.<79>
139	DeviceNotFullyProvisionable	The device uses a protocol version that cannot send all the policy settings the admin enabled.
140	RemoteWipeRequested	A remote wipe was requested. The device should provision to get the request and then do another provision to acknowledge it.<80>
141	LegacyDeviceOnStrictPolicy	A policy is in place but the device is not provisionable.
142	DeviceNotProvisioned	There is a policy in place, the device needs to provision.<81>
143	PolicyRefresh	The policy is configured to be refreshed every few hours. The device needs to re-provision.
144	InvalidPolicyKey	The device's policy key is invalid. The policy has probably changed on the server. The device needs to re-provision.
145	ExternallyManagedDevicesNotAllowed	The device claimed to be externally managed, but the server doesn't allow externally managed devices to sync.
146	NoRecurrenceInCalendar	The request tried to forward an occurrence of a meeting that has no recurrence.
147	UnexpectedItemClass<82>	The request tried to operate on a type of items unknown to the server.
148	RemoteServerHasNoSSL	The request needs to be proxied to another server but that server doesn't have Secure Sockets Layer (SSL) enabled. This server is configured to only proxy requests to servers with SSL enabled.
149	InvalidStoredRequest	The server had stored the previous request from that device. When the device sent an empty request, the server tried to re-execute that previous request but it

Value	Name	Description
		was found to be impossible. The device needs to send the full request again.
150	ItemNotFound	The <ItemId> specified in the SmartReply or SmartForward request could not be found in the mailbox.
151	TooManyFolders	The mailbox contains too many folders. By default, the mailbox cannot contain more than 1000 folders.
152	NoFoldersFound	The mailbox contains no folders.
153	ItemsLostAfterMove	After moving items to the destination folder, some of those items could not be found.
154	FailureInMoveOperation	The mailbox server returned an unknown error while moving items.
155	MoveCommandDisallowedForNonPersistentMoveAction	Only the <MoveAlways> action is supported.
156	MoveCommandInvalidDestinationFolder	The destination folder for the move is invalid.
166	InvalidAccountId	The <AccountId> value is not valid. .<83>
167	AccountSendDisabled	The <AccountId> value specified in the request does not support sending e-mail. .<84>
168	IRM_FeatureDisabled	The Information Rights Management feature is disabled. .<85>
169	IRM_TransientError	Information Rights Management encountered an error. .<86>
170	IRM_PermanentError	Information Rights Management encountered an error. .<87>
171	IRM_InvalidTemplateID	The <TemplateID> value is not valid. .<88>
172	IRM_OperationNotPermitted	Information Rights Management does not support the specified operation. .<89>
173	NoPicture	The user does not have a contact photo. .<90>
174	PictureTooLarge	The contact photo exceeded the size limit set by the <MaxSize> element. .<91>
175	PictureLimitReached	The number of contact photos returned exceeded the size limit set by the <MaxPictures> element. .<92>
176	BodyPart_ConversationTooLarge	The conversation is too large to compute the body parts. Try requesting the body of

Value	Name	Description
		the item again, without body parts.<93>
177	MaximumDevicesReached	The user's account has too many device partnerships. Delete partnerships on the server before proceeding.<94>

3 Protocol Details

3.1 Common Details

3.1.1 Abstract Data Model

This section describes a conceptual model of possible data organization that an implementation maintains to participate in this protocol. The described organization is provided to facilitate the explanation of how the protocol behaves. This document does not mandate that implementations adhere to this model, as long as their external behavior is consistent with that specified in this document.

3.1.2 Timers

None.

3.1.3 Initialization

None.

3.1.4 Higher-Layer Triggered Events

None.

3.1.5 Message Processing Events and Sequencing Rules

The client creates request messages consisting of an HTTP header, as specified in [\[MS-ASHTTP\]](#), and the XML command to be performed on the server, as specified in section [2.2.1](#). The request message is sent to the server by the client and a response message is received back from the server.

3.1.5.1 Downloading Policy Settings

This section describes how the client device can download policy settings from the server by using the **Provision** command.

The first command the client issues to the server SHOULD be a **Provision** command, as specified in [\[MS-ASPROV\]](#). The client can send the HTTP **OPTIONS** command to the server before sending the **Provision** command, to retrieve server settings, but the HTTP **OPTIONS** command is optional. Sending other commands to the server before the Provision command results in a <Status> value of 142 being returned to the client.

The initial **Provision** command request MUST contain the <PolicyType> element, which specifies the format in which the policy settings are provided. If the <PolicyType> element is not included in the initial **Provision** command request, the server responds with a <Status> value of 2. The server then responds with the <PolicyType>, <PolicyKey>, and <Data> elements. The <PolicyKey> is used by the server to mark the state of policy settings on the client device. The policy settings, in the format specified in the <PolicyType> element, are contained in the <Data> element.

The client device then applies the policy settings that were received from the server and sends an acknowledgement back to the server in another **Provision** command request. The acknowledgement from the client device contains <PolicyType>, <PolicyKey>, and <Status> elements. The <Status> element indicates whether the policy settings were successfully applied by

the client. The response from the server contains <PolicyType>, <PolicyKey>, and <Status> elements. The <Status> element indicates whether the server successfully recorded the client's acknowledgement.

The following figure shows the process for downloading policy settings.

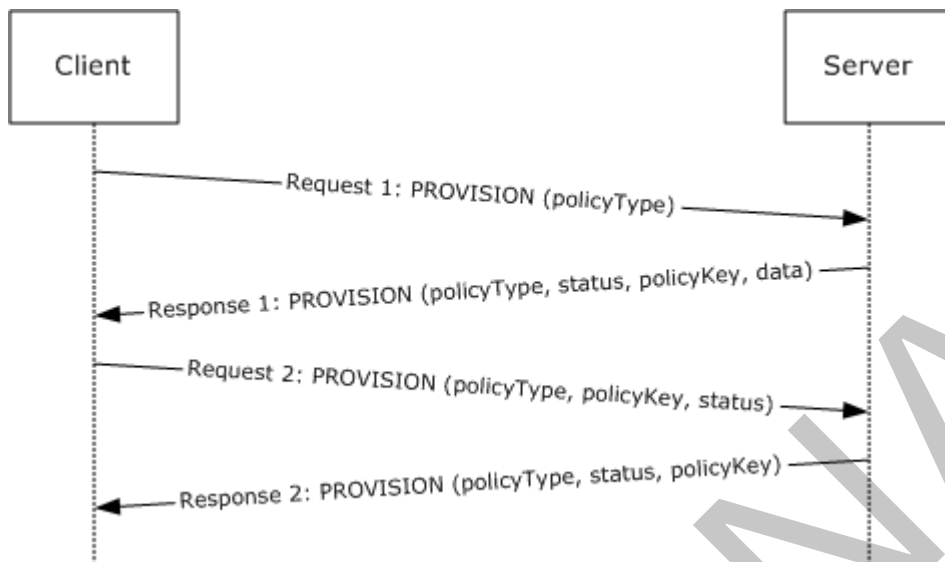


Figure 4: Downloading policy settings

The following table lists the command sequence for downloading policy settings.

Order	Client action	Server action
1	The client sends a Provision command request with the type of policy settings to be downloaded.	The server response contains the policy type, policy key, data, and status code.
2	The client acknowledges that it received and applied the policy settings by sending another Provision command request with the policy type, policy key, and status code.	The server response contains the policy type, policy key, and status code to indicate that the server recorded the client's acknowledgement.

3.1.5.2 Setting Device Information

This section describes how to use the **Settings** command to set device information on the server.

Clients SHOULD send <DeviceInformation> parameters to the server as soon as possible after the client has been provisioned, and before the **FolderSync** command, so that the server can use this information to determine what the device has access to. [<95>](#)

The client sets device information by sending an initial **Settings** command request to the server with the <Set> element identifying <DeviceInformation> parameters as specified in section [2.2.1.16.1.15](#).

3.1.5.3 Synchronizing a Folder Hierarchy

This section describes how to use the **FolderSync** command to replicate the folder hierarchy of the user's mailbox on the client.

The client initiates folder synchronization by sending an initial **FolderSync** command request to the server with a <SyncKey> key of zero (0). The server responds with a new <SyncKey> value and provides a list of all the folders in the user's mailbox. The folders are identified by a <ServerId>, which can then be used in a **Sync** command to synchronize the items in those folders.

Additional folder synchronizations can be performed by using the <SyncKey> from the initial **FolderSync** command response to get folder additions, deletions, or updates from the server. At any point, the client can repeat the initial **FolderSync** command, sending a <SyncKey> of zero (0), and resynchronizing the entire hierarchy. Existing <ServerId> values do not change when the client resynchronizes.

The client can use the **GetItemEstimate** command to obtain an estimate of the number of items that need to be synchronized in a collection, which is useful when the client UI displays a progress bar while it retrieves items from the server. The client can also limit the number of changed items returned in the **Sync** response by submitting the <WindowSize> element, which specifies the maximum number of items to synchronize at one time. If the number of items returned is larger than the <WindowSize>, the <MoreAvailable> element is returned in the **Sync** command response. The client then continues to call the **Sync** command until no more items are available. The following figure shows the process for synchronizing multiple folders.

The following table lists the command sequence for folder hierarchy synchronization.

The asterisk (*) in the Order column means that a step is run once and can be repeated multiple times.

Order	Client action	Server action
1	The client sends the FolderSync command with the <SyncKey> element set to zero (0) to get the folder hierarchy and the <ServerId> values of all the folders.	The server response contains the folder hierarchy and a new <SyncKey>. The client stores the names and <ServerId> values of all folders that can be synchronized.
2*	The client sends the FolderSync command with the new <SyncKey> value to update the folder hierarchy.	If any changes have occurred on the server, the new, deleted, or changed folders are returned to the client.

The folder hierarchy is now populated on the client and ready for the contents of the folders to be synchronized.

3.1.5.4 Synchronizing Inbox, Calendar, Contacts, and Tasks Folders

The client synchronizes the contents of individual folders by using the **Sync** command. The client can synchronize the Inbox, Calendar, or Contacts folder, or any folder within the mailbox after the folder hierarchy has been populated by the **FolderSync** command, as described in section [3.1.5.3](#).

In order to synchronize the content of each of the folders, an initial synchronization key for each folder MUST be obtained from the server. The client obtains the key by sending the server an initial **Sync** request with a <SyncKey> value of zero (0) and the <CollectionId> that identifies the folder to be synchronized. The **Sync** command response includes a new <SyncKey> value, which is generated by the server for each transaction.

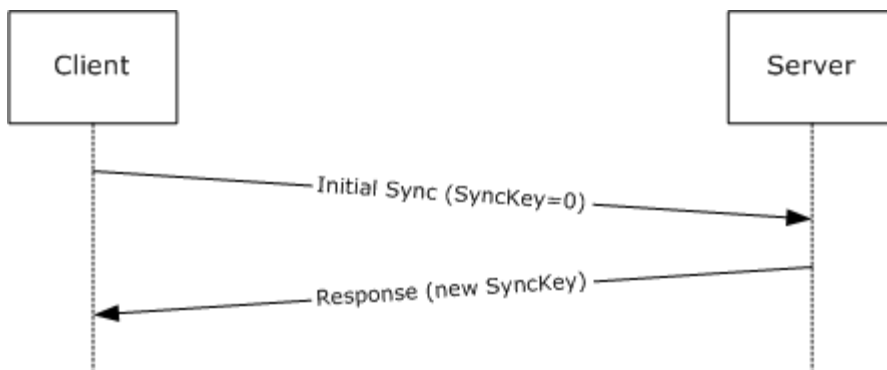


Figure 5: Retrieval of SyncKey value

The <SyncKey> issued in the initial **Sync** response MUST be stored by the client, and is sent in the second **Sync** request. The second **Sync** request includes the new <SyncKey> element as well as the <GetChanges> element.

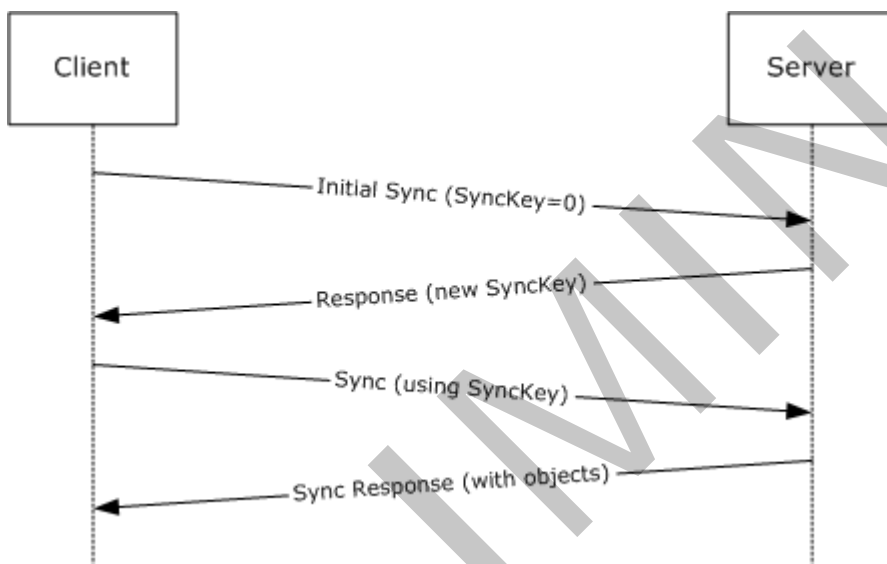


Figure 6: Retrieval of folder content

The server responds by adding all the items in the collection to the client and returning a new <SyncKey>, which can be used in successive synchronizations. The client deletes its copy of all objects in the collection that are being synchronized before the client performs a full synchronization. The client can use the <GetItemEstimate> command to obtain an estimate of the number of items that have to be synchronized before completely synchronizing a collection, which is useful when the client user interface (UI) displays a progress bar while getting items from the server. In some cases, the client could have to submit a <WindowSize> element that specifies the number of items to be synchronized at a time.

If more items remain to be synchronized, the <MoreAvailable> element is returned in the **Sync** command response. The client then continues to call the **Sync** command until no more items are available. For more details about the <WindowSize> element of the **Sync** command, see section [2.2.1.19.1.5](#). The following figure shows the folder synchronization process.

After a full synchronization has been performed on a collection, successive synchronizations are used to obtain additions, deletions, or changes to the initial collection state. The client can use the **Sync** command request to add, delete, or change items on the server, and the server can use the **Sync** command response to add, delete, or change items on the client.

The following table lists the command sequence for folder synchronization.

The asterisk (*) in the Order column means that the step can be repeated multiple times. [n] means that a step is optional.

Order	Client action	Server action
1	The client sends the Sync command for the Email , Calendar, Contacts, and/or Tasks collection with a synchronization key of zero (0). This establishes a partnership with the server, initializing server data for the device.	The server response contains the synchronization key for the collection, to be used in successive synchronizations.
2*	The client sends the Sync command with a synchronization key of zero (0) for other collections to be synchronized.	The server responds with new synchronization keys for each collection.
[3]	The client sends the GetItemEstimate command for all collections to be synchronized. This step can be skipped if it is not required by the client UI.	The server response indicates how many items will be added, changed, or deleted, for each collection.
4*	The client sends the Sync command with the <GetChanges> element for a collection. The command SHOULD include the <WindowSize> element, the recommended value for which is 100. This step is repeated for each collection to be synchronized or all collections can be combined into one request.	The server response contains <Add>, <Change>, or <Delete> elements for items in the collection. If the response contains the <MoreAvailable> element, this step is repeated.

The client can use the <WindowSize> element to break the server <Add> elements into multiple sets of items. The recommended window size is 100. For more details about the <WindowSize> element used by the **Sync** command, see section [2.2.1.19.1.5](#).

3.1.5.5 Receiving and Accepting Meeting Requests

This section describes how to retrieve items from the Inbox folder by using the **Sync** command, to respond to a meeting request item by using the **MeetingResponse** command, and to synchronize the Calendar folder by using the **Sync** command so that the new **Calendar object** is added to the client's calendar.

A meeting request is returned by the server in response to a synchronization of the Inbox folder. A meeting request is an e-mail message that has an embedded calendar item. The message contains a <MessageClass> element that has a value of IPM.Schedule.Meeting.Request, and its <ApplicationData> element contains a <MeetingRequest> element. When the client displays the meeting request message, the client SHOULD offer the options of accepting, declining, or tentatively accepting the meeting. If one of these actions is selected, the client sends a **MeetingResponse** command to the server.

If the response to the meeting is accepted or is tentatively accepted, the server will add or update the corresponding calendar item and return its server ID in the <CalendarId> element of the response. If the response to the meeting is declined, the response will not contain a <CalendarId> element because the server will delete the corresponding calendar item. If the client had created a

tentative meeting calendar item, the client updates that item with the returned server ID (if accepted or tentative). The client **MUST** also change the busy status on the client calendar item from tentative to busy if the meeting request was accepted. Note that, if the client synchronizes the Calendar folder after responding to a meeting request, the calendar item in question will be in conflict if the client also sends the changed item change for it back to the server. This conflict is resolved according to the conflict resolution rules that are specified by the client in the **Sync** command request.

If the meeting request was accepted, the Calendar folder **MUST** be synchronized for the client to obtain the new calendar item. The new calendar item for the accepted meeting is added here and **MUST** be added to the client's calendar.

The following table lists the command sequence for receiving and accepting meeting requests. The asterisk (*) in the Order column means that a step can be repeated multiple times.

Order	Client action	Server action
1	The client sends the Sync command for the Inbox collection with the value of the <SyncKey> element set to zero (0).	The server response contains the <SyncKey> for the collection, to be used in successive synchronizations.
2*	The client sends a Sync command, specifying the GetChanges element and the <SyncKey> for the Inbox folder. The command SHOULD include the <WindowSize> element, the recommended value for which is 100.	The server response contains <Add> elements for items in the Inbox collection, including a meeting request item. If the response contains the <MoreAvailable> element, this step is repeated.
3	The user chooses to accept, decline, or tentatively accept a meeting request that is displayed in the client UI.	
4	The client sends a MeetingResponse command to the server, which specifies that the meeting was accepted, declined, or tentatively accepted, and provides the server IDs of the meeting request message and its parent folder.	The server sends a response that contains the MeetingResponse command request status along with the ID of the calendar item that corresponds to this meeting request if the meeting was not declined.
5	If a response was requested by the organizer, the client should use a SendMail command to send an appropriately formatted meeting response.	If the message was sent successfully, the server returns an empty response as specified in section 2.2.1.15.2 . Otherwise, the server responds with a <Status> element that indicates the type of failure.
6	If the meeting was not declined, the client sends a Sync command for the calendar collection, specifying the <GetChanges> element.	The server responds with any changes to the Calendar folder caused by the last synchronization and the new calendar item for the accepted meeting.

3.1.5.6 Handling Status Errors

The client **MUST** handle errors that occur during synchronization sessions. Errors fall into two categories: HTTP errors and synchronization errors. HTTP errors are standard error codes, such as 401 Logon failed, and they are returned from the server in response to an HTTP POST. Synchronization errors result from a problem during the synchronization process. Synchronization errors are indicated by codes that are returned in the <Status> element of a command response. For more details about the status codes, see section [2.2.2](#).

The client **MUST** implement error handling and a user interface (UI). Some errors are handled by a recovery procedure. Other errors require that an error message be displayed, along with a prompt for the user to respond. The client determines whether to run a recovery procedure or prompt for user input.

In addition to synchronization errors that the server sends, incomplete communication between server and client can result in the failure of a synchronization session. The server has an error recovery feature that enables a client to respond to errors by repeating the most recent synchronization session. The client **MUST** handle synchronization failures by retrying the synchronization. The server tracks synchronization requests to be able to respond appropriately in both of the following cases:

- The client failed in communicating a full request to the server for synchronization.
 - In this case, the client sends a request but the server does not receive the request. The server does not act on the request, and no server-side changes occur. Therefore, no response is sent to the client. The client **MUST** resend a synchronization request if there is no immediate server response and the <Wait> or <HeartbeatInterval> value was not sent in the **Sync** request, or if the <Wait> or <HeartbeatInterval> value was specified in the **Sync** request and the time has elapsed.
- The server failed in communicating a response to the client for updates.
 - In this case, the server response is not received by the client. The client knows it has not received a response if the <Wait> or <HeartbeatInterval> value was not sent in the **Sync** request and the server response is not received immediately, or if the <Wait> or <HeartbeatInterval> value was specified in the **Sync** request and that time has elapsed. The data on the server changed. The client **MUST** resend the request. The server recognizes the duplicate request. Because the server changes have already occurred, the server resends the response to the client to keep the server and client synchronized.

3.1.6 Timer Events

None.

3.1.7 Other Local Events

None.

4 Protocol Examples

4.1 Downloading the Current Server Security Policy by Using the Provision Command

For examples on downloading the current server security policy by using the **Provision** command, see [\[MS-ASPROV\]](#) section 4.

4.2 Discovering Account Settings by Using the Autodiscover Command

The **Autodiscover** command enables clients to discover core account configuration information by using the user's SMTP address as the primary input by means of the following process:

1. The end-user enters his or her e-mail address and domain credentials, for example, kim@contoso.com.
2. The client uses the domain information in the user's e-mail address, that is, contoso.com, and tries to locate the Autodiscover service by sending an **Autodiscover** command request to the following predefined URLs:

`https://<SMTP-address-domain>/autodiscover/autodiscover.xml`

`https://autodiscover.<SMTP-address-domain>/autodiscover/autodiscover.xml`

In this example, these URLs map to `https://contoso/autodiscover/autodiscover.xml` and `https://autodiscover.contoso/autodiscover/autodiscover.xml`.
3. If the **domain name system (DNS)** contains a host record that maps one of these URLs to a server where the Autodiscover service is hosted, then the Autodiscover service responds with the settings that are required for the device to begin synchronizing. This response includes values for the Server type, the URL, and the Name element.
4. If redirection to another Autodiscover service is required, then the `<Redirect>` element is present and contains a URL to the **Autodiscover server** to query for the desired information.
5. The device then re-creates a partnership with the new server, and send an **Autodiscover** command request to that server.
6. If the response included the settings that are required for the device to begin synchronization, then the device applies the settings to initiate synchronization.
7. If the **Autodiscover** command request in step 3 fails, then the device performs a DNS SRV lookup for `_autodiscover._tcp.<smtp-address-domain>.com`, which in this example maps to `_autodiscover._tcp.contoso.com`. If the DNS lookup is successful, then "mail.<smtp-address-domain>.com" is returned, which maps to "mail.contoso.com". The device then applies the settings to initiate synchronization. For more details about performing the DNS SRV lookup, see [\[DNS-SRV\]](#).

The following sections show success and error response messages.

Account autodiscovery uses an e-mail address to look up information that is required to configure software. Given an e-mail name (such as EduardDell@Woodgrovebank.com), a list of possible Autodiscover servers is generated. The client contacts the name Autodiscover.domainname to provide the information. If that information is not found, the client tries to send the request to the domain name. If the information still is not retrieved, the client can use a manual configuration. For example, the client tries these servers:

- autodiscover.woodgrovebank.com
- woodgrovebank.com

Each server is sent an HTTP **POST** command. The post data is an XML request for a certain type of information. E-mail account configuration is the first use. The XML contains information that helps execute the request. For mail, the information includes the e-mail address, the protocols that the client software supports, the Web browser that is installed, the type of proxy that is being used, and the types of authentication that can be used.

The post is sent for `servername/autodiscover/autodiscover.xml`. The server name is defined according to the process described earlier in this topic.

4.2.1 Request

```
<Autodiscover
xmlns="http://schemas.microsoft.com/exchange/autodiscover/mobilesync/requestschem/2006">
  <Request>
    <EmailAddress>eduarddell@woodgrovebank.com</EmailAddress>
    <AcceptableResponseSchema>
      http://schemas.microsoft.com/exchange/autodiscover/mobilesync/
      responseschema/2006
    </AcceptableResponseSchema>
  </Request>
</Autodiscover>
```

4.2.2 Response - Case Error

```
<Autodiscover
xmlns:A="http://schemas.microsoft.com/exchange/autodiscover/mobilesync/responseschema/2006">
  <A:Response>
    <A:Culture>en:us</A:Culture>
    <A:User>
      <A:EmailAddress>eduarddell@woodgrovebank.com</A:EmailAddress>
    </A:User>
    <A:Action>
      <A:Error>
        <Status>1</Status>
        <Message>The directory service could not be reached</Message>
        <DebugData>MailUser</DebugData>
      </A:Error>
    </A:Action>
  </A:Response>
</Autodiscover>
```

4.2.3 Response - Case Redirect

In the following redirect example, assume that the **Autodiscover** command request was sent to `autodiscover.woodgrovebank.com`. The redirect node indicates to the client to try `autodiscover.loandep.woodgrovebank.com`.

```
<Autodiscover
xmlns:A="http://schemas.microsoft.com/exchange/autodiscover/mobilesync/responseschema/2006">
  <A:Response>
    <A:Culture>en:us</A:Culture>
```

```

    <A:User>
      <A:DisplayName>Eduard Dell</A:DisplayName>
      <A:EmailAddress>eduarddell@woodgrovebank.com</A:EmailAddress>
    </A:User>
    <A:Action>
      <A:Redirect>eduarddell@loandepartment.woodgrovebank.com </A:Redirect>
    </A:Action>
  </A:Response>
</Autodiscover>

```

4.2.4 Response - Case Server Settings

In the following success response, the Autodiscover service has provided server URL information for two services: MobileSync and CertEnroll. The client can use the MobileSync URL to configure the settings for the [MS-ASCMD]. The client can also optionally use the CertEnroll information to obtain a client certificate for SSL negotiation.

```

<Autodiscover
  xmlns:A="http://schemas.microsoft.com/exchange/autodiscover/mobilesync/responseschema/2006">
  <A:Response>
    <A:Culture>en:us</A:Culture>
    <A:User>
      <A:DisplayName>Eduard Dell</A:DisplayName>
      <A:EmailAddress>eduarddell@woodgrovebank.com</A:EmailAddress>
    </A:User>
    <A:Action>
      <A:Settings>
        <A:Server>
          <A:Type>MobileSync</A:Type>
          <A:Url>
            https://loandepartment.woodgrovebank.com/Microsoft-Server-ActiveSync
          </A:Url>
          <A:Name>
            https://loandepartment.woodgrovebank.com/Microsoft-Server-ActiveSync
          </A:Name>
        </A:Server>
        <A:Server>
          <A:Type>CertEnroll</A:Type>
          <A:Url>https://cert.woodgrovebank.com/CertEnroll</A:Url>
          <A:Name />
          <A:ServerData>CertEnrollTemplate</A:ServerData>
        </A:Server>
      </A:Settings>
    </A:Action>
  </A:Response>
</Autodiscover>

```

4.2.5 Response - Case Framework Error

If the provider cannot be found, or if the <AcceptableResponseSchema> cannot be matched, then the following XML fragment is returned to the client.

The error code 600 means an invalid request was sent to the service, and 601 means that a provider could not be found to handle the <AcceptableResponseSchema> that was specified.

```

<Autodiscover
xmlns:A="http://schemas.microsoft.com/exchange/autodiscover/mobilesync/responseschema/2006">
  <A:Response>
    <A:Error Time="16:56:32.6164027" Id="1054084152">
      <A:ErrorCode>600</A:ErrorCode>
      <A:Message>Invalid Request</A:Message>
      <A:DebugData />
    </A:Error>
  </A:Response>
</Autodiscover>

```

4.2.6 Response – Case Framework Default

For unauthenticated requests, the server can create and serve a static page with contents to aid in troubleshooting errors, such as the following. [<96>](#)

```

<Autodiscover>
  <Account>
    <AccountType>default e-mail</AccountType>
    <Action>settings</Action>
    <Image>http://www.abcd.com/def.jpg</Image>
    <ServiceHome>http://www.microsoft.com</ServiceHome>
    <RedirectUrl>...</RedirectUrl>

    <Protocol>
      <Type>POP</Type>
      <Server>popserverFQDN</Server>
      <Port>110</Port>
    </Protocol>

    <Protocol>
      <Type>SMTP</Type>
      <Server>smtpserverFQDN</Server>
      <Port>25</Port>
    </Protocol>

    <Protocol>
      <Type>IMAP</Type>
      <Server>imapserver1FQDN</Server>
    </Protocol>

    <Protocol>
      <Type>IMAP</Type>
      <Server>imapserver2FQDN</Server>
      <Port>143</Port>
    </Protocol>
  </Account>
</Autodiscover>

```

4.3 Synchronizing Folders by Using the FolderSync Command

The following examples show the initial **FolderSync** command request sent from the client and the response sent from the server.

4.3.1 Request

The following example shows the initial **FolderSync** command request sent from the client to the server. The <SyncKey> element in the request is set to 0, because this is the first **FolderSync**. Any subsequent **FolderSync** requests should contain the <SyncKey> value returned in the previous **FolderSync** response.

```
POST /Microsoft-Server-ActiveSync?Cmd=FolderSync&User=testuser1&DeviceId=1&DeviceType=SmartPhone HTTP/1.1
Content-Type: application/vnd.ms-sync.wbxml
MS-ASProtocolVersion: 14.1
User-Agent: testuser1
Host: EXCH-I-839

<?xml version="1.0" encoding="utf-8"?>
<FolderSync xmlns="FolderHierarchy:">
  <SyncKey>0</SyncKey>
</FolderSync>
```

4.3.2 Response

The following example shows the initial **FolderSync** command response sent from the server to the client. The <SyncKey> value has been incremented in the response, and this value should be used in the next **FolderSync**, **FolderCreate**, **FolderDelete**, or **FolderUpdate** request. Each folder in the collection is added to the client using an **Add** tag, which specifies the server ID of the folder, the parent ID of the folder, a display name, and the type of the folder, which indicates whether it is an e-mail, calendar, task, or other type of folder.

```
HTTP/1.1 200 OK
Content-Type: application/vnd.ms-sync.wbxml
Date: Tue, 23 Feb 2010 20:53:48 GMT
Content-Length: 414

<?xml version="1.0" encoding="utf-8"?>
<FolderSync xmlns:A0="AirSync:" xmlns:A1="POOMCONTACTS:" xmlns:A2="POOMMAIL:"
xmlns:A3="AirNotify:" xmlns:A4="POOMCAL:" xmlns:A5="Move:" xmlns:A6="GetItemEstimate:"
xmlns:A8="MeetingResponse:" xmlns:A9="POOMTASKS:" xmlns:A10="ResolveRecipients:"
xmlns:A11="ValidateCert:" xmlns:A12="POOMCONTACTS2:" xmlns:A13="Ping:" xmlns:A14="Provision:"
xmlns:A15="Search:" xmlns:A16="Gal:" xmlns:A17="AirSyncBase:" xmlns:A18="Settings:"
xmlns:A19="DocumentLibrary:" xmlns:A20="ItemOperations:" xmlns:A21="ComposeMail:"
xmlns:A22="POOMMAIL2:" xmlns:A23="Notes:" xmlns:A24="RightsManagement:"
xmlns="FolderHierarchy:">
  <Status>1</Status>
  <SyncKey>1</SyncKey>
  <Changes>
    <Count>13</Count>
    <Add>
      <ServerId>1</ServerId>
      <ParentId>0</ParentId>
      <DisplayName>Calendar</DisplayName>
      <Type>8</Type>
    </Add>
    <Add>
      <ServerId>2</ServerId>
      <ParentId>0</ParentId>
      <DisplayName>Contacts</DisplayName>
```



```

    <Type>9</Type>
  </Add>
  <Add>
    <ServerId>3</ServerId>
    <ParentId>0</ParentId>
    <DisplayName>Deleted Items</DisplayName>
    <Type>4</Type>
  </Add>
  <Add>
    <ServerId>4</ServerId>
    <ParentId>0</ParentId>
    <DisplayName>Drafts</DisplayName>
    <Type>3</Type>
  </Add>
  <Add>
    <ServerId>5</ServerId>
    <ParentId>0</ParentId>
    <DisplayName>Inbox</DisplayName>
    <Type>2</Type>
  </Add>
  <Add>
    <ServerId>12</ServerId>
    <ParentId>5</ParentId>
    <DisplayName>NewFolder</DisplayName>
    <Type>12</Type>
  </Add>
  <Add>
    <ServerId>6</ServerId>
    <ParentId>0</ParentId>
    <DisplayName>Journal</DisplayName>
    <Type>11</Type>
  </Add>
  <Add>
    <ServerId>7</ServerId>
    <ParentId>0</ParentId>
    <DisplayName>Junk E-Mail</DisplayName>
    <Type>12</Type>
  </Add>
  <Add>
    <ServerId>8</ServerId>
    <ParentId>0</ParentId>
    <DisplayName>Notes</DisplayName>
    <Type>10</Type>
  </Add>
  <Add>
    <ServerId>9</ServerId>
    <ParentId>0</ParentId>
    <DisplayName>Outbox</DisplayName>
    <Type>6</Type>
  </Add>
  <Add>
    <ServerId>10</ServerId>
    <ParentId>0</ParentId>
    <DisplayName>Sent Items</DisplayName>
    <Type>5</Type>
  </Add>
  <Add>
    <ServerId>11</ServerId>
    <ParentId>0</ParentId>

```

```

        <DisplayName>Tasks</DisplayName>
        <Type>7</Type>
    </Add>
    <Add>
        <ServerId>RI</ServerId>
        <ParentId>0</ParentId>
        <DisplayName>RecipientInfo</DisplayName>
        <Type>19</Type>
    </Add>
</Changes>
</FolderSync>

```

4.4 Synchronizing Data by Using the Sync Command

This section provides sample messages related to the **Sync** command.

4.4.1 Downloading Current Information from the Server

The following example shows a request that is sent to the server to synchronize an e-mail folder. The request asks that deleted items be moved to the Deleted Items folder. The request also asks for changes on the server to be specified in the response. The server response contains the new synchronization key and the items to be added, deleted, and changed on the client.

4.4.1.1 Request

```

<Collections>
  <Collection>
    <Class>Email</Class>
    <SyncKey>6</SyncKey>
    <CollectionId>1</CollectionId>
    <DeletesAsMoves/>
    <GetChanges/>
    <Options> ... </Options>
  </Collection>
</Collections>

```

4.4.1.2 Response

```

<Collections>
  <Collection>
    <Class>Email</Class>
    <SyncKey>7</SyncKey>
    <CollectionId>1</CollectionId>
    <Status>1</Status>
    <Commands>
      <Add>...</Add>
      <Delete>...</Delete>
      <Change>...</Change>
      <Fetch>...</Fetch>
    </Commands>
  </Collection>
</Collections>

```

4.4.2 Fetching an E-Mail by Using the ServerId

The following example shows a request that is sent to the server to fetch an item from the server by its <ServerId>.

4.4.2.1 Request

```
<Commands>
  <Fetch >
    <ServerId>1:14</ServerId>
  </Fetch >
</Commands>
```

A response from the server contains the server ID, status, and application data of the requested item.

4.4.2.2 Response

```
<Responses>
  <Fetch>
    <ServerId>1:14</ServerId>
    <Status>1</Status>
    <ApplicationData>...</ApplicationData>
  </Fetch>
</Responses>
```

4.4.3 Uploading New ApplicationData to the Server

This example shows a **Sync** command request that is sent to the server to add a contact. The response from the server shows that the synchronization was successful and that the new item from the client, identified by the <ClientId> element, was added to the collection on the server. The server also assigns a permanent ID for the newly added item in the <ServerId> element. After the client receives a successful response, the client uses this server ID for any future <Change> or <Delete> commands for this item.

4.4.3.1 Request

```
<Commands>
  <Add>
    <ClientId>123</ClientId>
    <ApplicationData>
      <A:EmailAddress>schai@fourthcoffee.com</A:EmailAddress>
      <A:FirstName>Sean</A:FirstName>
      <A:MiddleName>W</A:MiddleName>
      <A:LastName>Chai</A:LastName>
      <A:Title>Sr Marketing Manager</A:Title>
    </ApplicationData>
  </Add>
</Commands>
```

4.4.3.2 Response

```
<Responses>
```

```

    <Add>
      <ClientId>123</ClientId>
      <ServerId>4:1</ServerId>
      <Status>1</Status>
    </Add>
  </Responses>

```

4.4.4 Updating ApplicationData on the Server

The following example shows a **Sync** command request from the client. The request modifies a contact, which is identified by the server ID, on the server. The response from the server shows that the change that is specified by the **Sync** request of the client succeeded and supplies the synchronization key and collection ID of the changed item.

4.4.4.1 Request

```

<Commands>
  <Change>
    <ServerId>3:1</ServerId>
    <ApplicationData>
      <A:Email1Address>jsmith@fourthcoffee.com</A:Email1Address>
      <A:FirstName>Jeff</A:FirstName>
    </ApplicationData>
  </Change>
</Commands>

```

4.4.4.2 Response

```

<Collections>
  <Collection>
    <Class>Contacts</Class>
    <SyncKey>4</SyncKey>
    <CollectionId>1</CollectionId>
    <Status>1</Status>
  </Collection>
</Collections>

```

4.4.5 Deleting an Item from the Server

The following examples show how to delete an e-mail message from the server by using the **Sync** command.

4.4.5.1 Request

The following example shows a **Sync** command request sent from the client. The request deletes an e-mail message, which is identified by the <ServerId> element, from the server.

```

POST /Microsoft-Server-ActiveSync?Cmd=Sync&User=testuser1&DeviceId=1&DeviceType=SmartPhone
HTTP/1.1
Content-Type: application/vnd.ms-sync.wbxml
MS-ASProtocolVersion: 14.0
User-Agent: ASOM
Host: contoso.com

```

```

<?xml version="1.0" encoding="utf-8"?>
<Sync xmlns:A1="POOMCONTACTS:" xmlns:A2="POOMMAIL:" xmlns:A3="AirNotify:" xmlns:A4="POOMCAL:"
xmlns:A5="Move:" xmlns:A6="GetItemEstimate:" xmlns:A7="FolderHierarchy:"
xmlns:A8="MeetingResponse:" xmlns:A9="POOMTASKS:" xmlns:A10="ResolveRecipients:"
xmlns:A11="ValidateCert:" xmlns:A12="POOMCONTACTS2:" xmlns:A13="Ping:" xmlns:A14="Provision:"
xmlns:A15="Search:" xmlns:A16="Gal:" xmlns:A17="AirSyncBase:" xmlns:A18="Settings:"
xmlns:A19="DocumentLibrary:" xmlns:A20="ItemOperations:" xmlns:A21="ComposeMail:"
xmlns:A22="POOMMAIL2:" xmlns:A23="Notes:" xmlns="AirSync:"">
  <Collections>
    <Collection>
      <SyncKey>1537401391</SyncKey>
      <CollectionId>5</CollectionId>
      <DeletesAsMoves>1</DeletesAsMoves>
      <GetChanges>1</GetChanges>
      <WindowSize>512</WindowSize>
      <Commands>
        <Delete>
          <ServerId>5:1</ServerId>
        </Delete>
      </Commands>
    </Collection>
  </Collections>
</Sync>

```

4.4.5.2 Response

The following example shows a **Sync** command response from the server. The response includes the incremented <SyncKey> value, a <Status> value of 1, indicating the success of the message deletion, and the <CollectionId> of the updated collection.

```

HTTP/1.1 200 OK
Content-Type: application/vnd.ms-sync.wbxml
Date: Wed, 24 Feb 2010 16:04:03 GMT
Content-Length: 33

<?xml version="1.0" encoding="utf-8"?>
<Sync xmlns:A1="POOMCONTACTS:" xmlns:A2="POOMMAIL:" xmlns:A3="AirNotify:" xmlns:A4="POOMCAL:"
xmlns:A5="Move:" xmlns:A6="GetItemEstimate:" xmlns:A7="FolderHierarchy:"
xmlns:A8="MeetingResponse:" xmlns:A9="POOMTASKS:" xmlns:A10="ResolveRecipients:"
xmlns:A11="ValidateCert:" xmlns:A12="POOMCONTACTS2:" xmlns:A13="Ping:" xmlns:A14="Provision:"
xmlns:A15="Search:" xmlns:A16="Gal:" xmlns:A17="AirSyncBase:" xmlns:A18="Settings:"
xmlns:A19="DocumentLibrary:" xmlns:A20="ItemOperations:" xmlns:A21="ComposeMail:"
xmlns:A22="POOMMAIL2:" xmlns:A23="Notes:" xmlns="AirSync:"">
  <Collections>
    <Collection>
      <SyncKey>609636509</SyncKey>
      <CollectionId>5</CollectionId>
      <Status>1</Status>
    </Collection>
  </Collections>
</Sync>

```

4.4.6 Identifying Acceptance of Partial Collections

The following example shows a **Sync** request that includes the <Partial> element. The <Partial> element indicates that the current **Sync** request does not include all of the settings for all the collections to be synchronized, and that the server is to use the values from the previous **Sync** request.

```
<Sync xmlns="AirSync:">
  <Collections>
    <Collection>
      <SyncKey>1723058747</SyncKey>
      <CollectionId>10</CollectionId>
    </Collection>
  </Collections>
  <Wait>8</Wait>
  <Partial/>
</Sync>
```

4.4.7 Identifying Acceptance of MIME Content

These examples use the <MIMESupport>, <MIMETruncation>, and <Type> ([MS-ASAIRS] section 2.2.2.15) elements to identify acceptance of MIME content on the client.

4.4.7.1 Sync Request With Support for MIME Content

```
<?xml version="1.0" encoding="utf-8"?>
<Sync xmlns="AirSync:">
  <Collections>
    <Collection>
      <Class>Email</Class>
      <SyncKey>2</SyncKey>
      <CollectionId>1</CollectionId>
      <DeletesAsMoves/>
      <GetChanges/>
      <Options>
        <MIMETruncation>1</MIMETruncation>
        <MIMESupport>1</MIMESupport>
      </Options>
    </Collection>
  </Collections>
</Sync>
```

4.4.7.2 Sync Response With MIME Content

```
<Sync xmlns:A="POOMMAIL:" xmlns:A17="AirSyncBase:" xmlns="AirSync:">
...
<Add>
  <ServerId>1:3</ServerId>
  <ApplicationData>
    <A:To>"James Smith" <mailto:jsmith@contoso.com></A:To>
    <A:From>"Jyothi Pai" <mailto:jpai@contoso.com></A:From>
    <A:Subject>RE: Presentation</A:Subject>
    <A:DateReceived>2004-11-12T00:45:06.000Z</A:DateReceived>
    <A:DisplayTo>James Smith</A:DisplayTo>
    <A:Importance>1</A:Importance>
```

```

<A:Read>0</A:Read>
<A:Importance>1</A:Importance>
<A:Read>0</A:Read>
<A17:Body>
  <A17:Type>4</A17:Type>
  <A17:EstimatedDataSize>1</A17:EstimatedDataSize>
  <A17:Truncated>5408</A17:Truncated>
  <A17:Data>
    <!--Content removed -->
  </A17:Data>
</A17:Body>
<A2:MessageClass>IPM.Note.SMIME.MultipartSigned</A2:MessageClass>
<A2:InternetCPID>20127</A2:InternetCPID>
<A2:Flag/>
<A2:ContentClass>urn:content-classes:message</A2:ContentClass>
<A17:NativeBodyType>1</A17:NativeBodyType>
</ApplicationData>
</Add>

```

4.4.7.3 Sync Request With BodyPreference and MIME Support

```

<?xml version="1.0" encoding="utf-8"?>
<Sync xmlns="AirSync:" xmlns:A="AirSyncBase:">
  <Collections>
    <Collection>
      <Class>Email</Class>
      <SyncKey>2</SyncKey>
      <CollectionId>17</CollectionId>
      <DeletesAsMoves/>
      <GetChanges/>
      <Options>
        <A:BodyPreference>
          <A:Type>4</A:Type>
          <A:TruncationSize>512</A:TruncationSize>
        </A:BodyPreference>
        <MIMESupport>1</MIMESupport>
      </Options>
    </Collection>
  </Collections>
</Sync>

```

4.4.7.4 Sync Response with MIME Support

```

<?xml version="1.0" encoding="utf-8"?>
<Sync xmlns="AirSync:" xmlns:A="POOMMAIL:" xmlns:B="AirSyncBase:">
  <Collections>
    <Collection>
      <Class>Email</Class>
      <SyncKey>3</SyncKey>
      <CollectionId>17</CollectionId>
      <Status>1</Status>
      <Commands>
        <Change>
          <ServerId>17:11</ServerId>
          <ApplicationData>
            <A:To>"Mike Phipps" <mailto:mike@contoso.com></A:To>

```

```

<A:From>"Arlene Huff" <arlene@contoso.com>;</A:From>
<A:Subject>opaque s + e </A:Subject>
<A:DateReceived>2007-02-01T06:42:46.015Z</A:DateReceived>
<A:DisplayTo>Mike Phipps</A:DisplayTo>
<A:ThreadTopic>opaque s + e</A:ThreadTopic>
<A:Importance>1</A:Importance>
<A:Read>1</A:Read>
<B:Attachments>
  <B:Attachment>
    <B:DisplayName>smime.p7m</B:DisplayName>
    <B:FileReference>17%3a11%3a0</B:FileReference>
    <B:Method>1</B:Method>
    <B:EstimatedDataSize>9340</B:EstimatedDataSize>
  </B:Attachment>
</B:Attachments>
<B:Body>
  <B:Type>4</B:Type>
  <B:EstimatedDataSize>13814</B:EstimatedDataSize>
  <B:Truncated>1</B:Truncated>
  <B:Data>Received: from contoso.com ([157.55.97.121])
  By contoso.com ([157.55.97.121]) with mapi;
  Wed, 31 Jan 2007 22:42:45 -0800
  From: Arlene Huff <arlene@contoso.com>;
  To: Mike <mike@contoso.com>;
  Content-Class: urn:content-classes:message
  Date: Wed, 31 Jan 2007 22:42:41 -0800
  Subject: opaque s + e
  Thread-Topic: opaque s + e
  Thread-Index: AcdFzCv5tyCXieBuTd2I5APpEvS+iQ==
  Message-ID:
    <3AA64EB47EA90</B:Data>
</B:Body>
<A:MessageClass>IPM.Note.SMIME</A:MessageClass>
<A:InternetCPID>20127</A:InternetCPID>
<A:Flag/>
<A:ContentClass>urn:content-classes:message</A:ContentClass>
<B:NativeBodyType>1</B:NativeBodyType>
</ApplicationData>
</Change>
</Commands>
</Collection>
</Collections>
</Sync>

```

4.4.8 Identifying That More Content is Ready for Download

The following example is a response message indicating that more content is available for download from the server. The content exceeded the <WindowSize> value.

```

<Collection>
  <Class>Email</Class>
  <SyncKey>2</SyncKey>
  <CollectionId>1</CollectionId>
  <Status>1</Status>
  <Commands>
    ...
  </Commands>

```



```
<MoreAvailable/>
</Collection>
```

4.4.9 Synchronizing the Calendar Folder

The following example shows the initial synchronization of the Calendar folder, starting with a synchronization key of 0.

4.4.9.1 Initial Request

The following example shows the initial **Sync** request command used to retrieve a nonzero **<SyncKey>** value for the specified collection. The nonzero **<SyncKey>** value is used by a second **Sync** command request to retrieve the contents of the collection. The **<CollectionId>** element identifies the Calendar folder as the collection being synchronized.

```
POST /Microsoft-Server-ActiveSync?Cmd=Sync&User=testuser1&DeviceId=1&DeviceType=SmartPhone
HTTP/1.1
Content-Type: application/vnd.ms-sync.wbxml
MS-ASProtocolVersion: 14.1
User-Agent: ASOM
Host: contoso.com

<?xml version="1.0" encoding="utf-8"?>
<Sync xmlns:A1="POOMCONTACTS:" xmlns:A2="POOMMAIL:" xmlns:A3="AirNotify:" xmlns:A4="POOMCAL:"
xmlns:A5="Move:" xmlns:A6="GetItemEstimate:" xmlns:A7="FolderHierarchy:"
xmlns:A8="MeetingResponse:" xmlns:A9="POOMTASKS:" xmlns:A10="ResolveRecipients:"
xmlns:A11="ValidateCert:" xmlns:A12="POOMCONTACTS2:" xmlns:A13="Ping:" xmlns:A14="Provision:"
xmlns:A15="Search:" xmlns:A16="Gal:" xmlns:A17="AirSyncBase:" xmlns:A18="Settings:"
xmlns:A19="DocumentLibrary:" xmlns:A20="ItemOperations:" xmlns:A21="ComposeMail:"
xmlns:A22="POOMMAIL2:" xmlns:A23="Notes:" xmlns="AirSync:">
  <Collections>
    <Collection>
      <SyncKey>0</SyncKey>
      <CollectionId>1</CollectionId>
      <DeletesAsMoves>1</DeletesAsMoves>
      <WindowSize>100</WindowSize>
    </Collection>
  </Collections>
</Sync>
```

4.4.9.2 Initial Response

The following example shows the initial **Sync** response command used to synchronize the Calendar folder. The **<SyncKey>** value returned in the response is nonzero and is used in the next request to retrieve the contents of the Calendar folder.

```
HTTP/1.1 200 OK
Content-Type: application/vnd.ms-sync.wbxml
Date: Fri, 09 Apr 2010 15:26:12 GMT
Content-Length: 34

<?xml version="1.0" encoding="utf-8"?>
<Sync xmlns:A1="POOMCONTACTS:" xmlns:A2="POOMMAIL:" xmlns:A3="AirNotify:" xmlns:A4="POOMCAL:"
xmlns:A5="Move:" xmlns:A6="GetItemEstimate:" xmlns:A7="FolderHierarchy:"
xmlns:A8="MeetingResponse:" xmlns:A9="POOMTASKS:" xmlns:A10="ResolveRecipients:"
xmlns:A11="ValidateCert:" xmlns:A12="POOMCONTACTS2:" xmlns:A13="Ping:" xmlns:A14="Provision:"
```

```

xmlns:A15="Search:" xmlns:A16="Gal:" xmlns:A17="AirSyncBase:" xmlns:A18="Settings:"
xmlns:A19="DocumentLibrary:" xmlns:A20="ItemOperations:" xmlns:A21="ComposeMail:"
xmlns:A22="POOMMAIL2:" xmlns:A23="Notes:" xmlns="AirSync:">
  <Collections>
    <Collection>
      <SyncKey>1024910360</SyncKey>
      <CollectionId>1</CollectionId>
      <Status>1</Status>
    </Collection>
  </Collections>
</Sync>

```

4.4.9.3 Second Request

The following example shows the second **Sync** request command used to synchronize the Calendar folder. The nonzero <SyncKey> value from the previous **Sync** response is included in this request to retrieve the contents of the Calendar folder.

```

POST /Microsoft-Server-ActiveSync?Cmd=Sync&User=testuser1&DeviceId=1&DeviceType=SmartPhone
HTTP/1.1
Content-Type: application/vnd.ms-sync.wbxml
MS-ASProtocolVersion: 14.1
User-Agent: ASOM
Host: contoso.com
Content-Length: 46
Authorization: Basic dGVzdHVzZXIyOlBANTV3MHJkIQ==

<?xml version="1.0" encoding="utf-8"?>
<Sync xmlns:A1="POOMCONTACTS:" xmlns:A2="POOMMAIL:" xmlns:A3="AirNotify:" xmlns:A4="POOMCAL:"
xmlns:A5="Move:" xmlns:A6="GetItemEstimate:" xmlns:A7="FolderHierarchy:"
xmlns:A8="MeetingResponse:" xmlns:A9="POOMTASKS:" xmlns:A10="ResolveRecipients:"
xmlns:A11="ValidateCert:" xmlns:A12="POOMCONTACTS2:" xmlns:A13="Ping:" xmlns:A14="Provision:"
xmlns:A15="Search:" xmlns:A16="Gal:" xmlns:A17="AirSyncBase:" xmlns:A18="Settings:"
xmlns:A19="DocumentLibrary:" xmlns:A20="ItemOperations:" xmlns:A21="ComposeMail:"
xmlns:A22="POOMMAIL2:" xmlns:A23="Notes:" xmlns="AirSync:">
  <Collections>
    <Collection>
      <SyncKey>1024910360</SyncKey>
      <CollectionId>1</CollectionId>
      <DeletesAsMoves>1</DeletesAsMoves>
      <GetChanges>1</GetChanges>
      <WindowSize>100</WindowSize>
    </Collection>
  </Collections>
</Sync>

```

4.4.9.4 Second Response

The following example shows the **Sync** response command used to synchronize the contents of the Calendar folder.

```

HTTP/1.1 200 OK
Content-Type: application/vnd.ms-sync.wbxml
Date: Fri, 09 Apr 2010 15:28:12 GMT
Content-Length: 1511

<?xml version="1.0" encoding="utf-8"?>

```

```

<Sync xmlns:A1="POOMCONTACTS:" xmlns:A2="POOMMAIL:" xmlns:A3="AirNotify:" xmlns:A4="POOMCAL:"
xmlns:A5="Move:" xmlns:A6="GetItemEstimate:" xmlns:A7="FolderHierarchy:"
xmlns:A8="MeetingResponse:" xmlns:A9="POOMTASKS:" xmlns:A10="ResolveRecipients:"
xmlns:A11="ValidateCert:" xmlns:A12="POOMCONTACTS2:" xmlns:A13="Ping:" xmlns:A14="Provision:"
xmlns:A15="Search:" xmlns:A16="Gal:" xmlns:A17="AirSyncBase:" xmlns:A18="Settings:"
xmlns:A19="DocumentLibrary:" xmlns:A20="ItemOperations:" xmlns:A21="ComposeMail:"
xmlns:A22="POOMMAIL2:" xmlns:A23="Notes:" xmlns="AirSync:">
  <Collections>
    <Collection>
      <SyncKey>1024910365</SyncKey>
      <CollectionId>1</CollectionId>
      <Status>1</Status>
      <Commands>
        <Add>
          <ServerId>1:1</ServerId>
          <ApplicationData>

<A4:TimeZone>aAEAACgARwBNAFQALQAwADYAOGAwADAAKQAgAEMAZQBwAHQAcgBhAGwAIABUAGkAbQBlACAAKABVAFMA
IAAmACAAQwAAAAaAAAAIAAAAAAAAAAAAAACgARwBNAFQALQAwADYAOGAwADAAKQAgAEMAZQBwAHQAcgBhAGwAIABUA
GkAbQBlACAAKABVAFMAIAAmACAAQwAAAAaAAAAIAAAAAAAAAAAxP//w==</A4:TimeZone>
          <A4:DtStamp>20091020T161724Z</A4:DtStamp>
          <A4:StartTime>20091020T163000Z</A4:StartTime>
          <A4:Subject>Status Meeting</A4:Subject>

<A4:UID>040000008200E00074C5B7101A82E0080000000039F2FBC EA051CA010000000000000010000000D9221
B7FF439514E87E0D2FE13295CE2</A4:UID>
          <A4:OrganizerName>Kim Akers</A4:OrganizerName>
          <A4:OrganizerEmail>kim@contoso.com</A4:OrganizerEmail>
          <A4:Attendees>
            <A4:Attendee>
              <A4:Email>Jeff@contoso.com</A4:Email>
              <A4:Name>Jeff Hay</A4:Name>
              <A4:AttendeeType>1</A4:AttendeeType>
            </A4:Attendee>
          </A4:Attendees>
          <A4:Location>My office</A4:Location>
          <A4:EndTime>20091020T173000Z</A4:EndTime>
          <A4:Recurrence>
            <A4:Type>1</A4:Type>
            <A4:Interval>1</A4:Interval>
            <A4:DayOfWeek>4</A4:DayOfWeek>
          </A4:Recurrence>
          <A17:Body>
            <A17:Type>3</A17:Type>
            <A17:EstimatedDataSize>275</A17:EstimatedDataSize>
            <A17:Truncated>1</A17:Truncated>
          </A17:Body>
          <A4:Sensitivity>0</A4:Sensitivity>
          <A4:BusyStatus>1</A4:BusyStatus>
          <A4:AllDayEvent>0</A4:AllDayEvent>
          <A4:Reminder>15</A4:Reminder>
          <A4:Exceptions>
            <A4:Exception>
              <A4:DtStamp>20091020T162543Z</A4:DtStamp>
              <A4:Location>Your office</A4:Location>
              <A17:Body>
                <A17:Type>3</A17:Type>
                <A17:EstimatedDataSize>273</A17:EstimatedDataSize>
                <A17:Truncated>1</A17:Truncated>
              </A17:Body>
            </A4:Exception>
          </A4:Exceptions>
        </Add>
      </Commands>
    </Collection>
  </Collections>
</Sync>

```

```

        <A4:Categories />
        <A4:ExceptionStartTime>20091020T163000Z</A4:ExceptionStartTime>
        <A4:BusyStatus>2</A4:BusyStatus>
        <A4:AppointmentReplyTime>20091020T180257Z</A4:AppointmentReplyTime>
        <A4:ResponseType>3</A4:ResponseType>
    </A4:Exception>
    <A4:Exception>
        <A4:DtStamp>20091027T161136Z</A4:DtStamp>
        <A4:StartTime>20091027T163000Z</A4:StartTime>
        <A4:EndTime>20091027T173000Z</A4:EndTime>
        <A4:Categories />
        <A4:ExceptionStartTime>20091027T163000Z</A4:ExceptionStartTime>
        <A4:BusyStatus>2</A4:BusyStatus>
        <A4:AppointmentReplyTime>20091027T161136Z</A4:AppointmentReplyTime>
        <A4:ResponseType>3</A4:ResponseType>
    </A4:Exception>
</A4:Exceptions>
<A4:MeetingStatus>3</A4:MeetingStatus>
<A17:NativeBodyType>3</A17:NativeBodyType>
<A4:ResponseRequested>1</A4:ResponseRequested>
<A4:ResponseType>2</A4:ResponseType>
</ApplicationData>
</Add>
<Add>
    <ServerId>1:2</ServerId>
    <ApplicationData>

<A4:TimeZone>4AEAACgARwBNAFQALQAwADgAOgAwADAAKQAgAFAAYQBjAGkAZgBpAGMAIABUAGkAbQBlACAAKABVAFMA
IAAmACAAQwAAAAsAAAAABAAIAAAAAAAAAAAAAACgARwBNAFQALQAwADgAOgAwADAAKQAgAFAAYQBjAGkAZgBpAGMAIABUA
GkAbQBlACAAKABVAFMAIAAmACAAQwAAAAMAAAACAAIAAAAAAAAAxP//w==</A4:TimeZone>
    <A4:DtStamp>20091027T161226Z</A4:DtStamp>
    <A4:StartTime>20091029T163000Z</A4:StartTime>
    <A4:Subject>Planning meeting</A4:Subject>

<A4:UID>040000008200E00074C5B7101A82E008000000007D5639462057CA010000000000000001000000065870
766FB4D69479C217C16F9AD5E5B</A4:UID>
    <A4:OrganizerName>Kim Akers</A4:OrganizerName>
    <A4:OrganizerEmail>kim@contoso.com</A4:OrganizerEmail>
    <A4:Location />
    <A4:EndTime>20091029T173000Z</A4:EndTime>
    <A17:Body>
        <A17:Type>3</A17:Type>
        <A17:EstimatedDataSize>238</A17:EstimatedDataSize>
        <A17:Truncated>1</A17:Truncated>
    </A17:Body>
    <A4:Sensitivity>0</A4:Sensitivity>
    <A4:BusyStatus>2</A4:BusyStatus>
    <A4:AllDayEvent>0</A4:AllDayEvent>
    <A4:Reminder>15</A4:Reminder>
    <A4:MeetingStatus>0</A4:MeetingStatus>
    <A17:NativeBodyType>3</A17:NativeBodyType>
    <A4:ResponseRequested>1</A4:ResponseRequested>
    <A4:ResponseType>1</A4:ResponseType>
</ApplicationData>
</Add>
</Commands>
</Collection>
</Collections>
</Sync>

```

4.4.10 Empty Sync Request and Response

This section demonstrates scenario in which an empty **Sync** response and empty **Sync** request are exchanged between the client and server. For more details about empty **Sync** requests, see section [2.2.1.19.1.1.1](#). For more details about empty **Sync** responses, see section [2.2.1.19.2.18.1](#).

The scenario begins when **Sync** request is issued by the client and indicates that there are no pending changes to resport to the server. The **Sync** request is as follows:

```
POST /Microsoft-Server-ActiveSync?Cmd=Sync&User=DeviceUser&DeviceId=v140Device&DeviceType=SmartPhone HTTP/1.1
Content-Type: application/vnd.ms-sync.wbxml
MS-ASProtocolVersion: 14.0
X-MS-PolicyKey: 2401271238
User-Agent: ASOM
Host: contoso.com

<?xml version="1.0" encoding="utf-8"?>
<Sync xmlns="AirSync:">
  <Collections>
    <Collection>
      <SyncKey>560109801</SyncKey>
      <CollectionId>5</CollectionId>
      <DeletesAsMoves>1</DeletesAsMoves>
      <GetChanges>1</GetChanges>
      <WindowSize>512</WindowSize>
    </Collection>
  </Collections>
  <HeartbeatInterval>60</HeartbeatInterval>
  <WindowSize>512</WindowSize>
</Sync>
```

When the server receives this **Sync** request and determines that it contains no changes, it caches the request for future use. The server then responds to the **Sync** request with an empty **Sync** response when no changes or errors have occurred on the server. The empty **Sync** response is as follows:

```
HTTP/1.1 200 OK
Date: Fri, 10 Apr 2009 20:32:39 GMT
Content-Length: 0
```

When the client receives the empty **Sync** response, it can in turn send an empty **Sync** request if there are no pending changes. The empty **Sync** request is as follows:

```
POST /Microsoft-Server-ActiveSync?Cmd=Sync&User=DeviceUser&DeviceId=v140Device&DeviceType=SmartPhone HTTP/1.1
Content-Type: application/vnd.ms-sync.wbxml
MS-ASProtocolVersion: 14.0
X-MS-PolicyKey: 2401271238
User-Agent: ASOM
Host: contoso.com
```

The exchange of the empty **Sync** requests and responses continues until a change is detected on either the client or server, at which time a **Sync** request or response with an XML payload is sent.

4.5 Sending E-Mail Messages by Using the SendMail Command

The following examples show how to send e-mail messages by using the **SendMail** command.

4.5.1 Request

The following example shows how to send an e-mail message by using the **SendMail** command request. The <ClientId> specifies the unique message ID of the message to be sent. The <SaveInSentItems> element indicates to the server that a copy of the message is placed in the Sent Items folder, and the <Mime> element contains the message contents.

```
POST /Microsoft-Server-ActiveSync?Cmd=SendMail&User=testuser1&DeviceId=1&DeviceType=SmartPhone HTTP/1.1
Content-Type: application/vnd.ms-sync.wbxml
MS-ASProtocolVersion: 14.1
User-Agent: ASOM
Host: contoso.com
Content-Length: 282
Authorization: Basic bWltaxRlc3QxOlBANTV3MHJkIQ==

<?xml version="1.0" encoding="utf-8"?>
<SendMail xmlns:A0="AirSync:" xmlns:A1="POOMCONTACTS:" xmlns:A2="POOMMAIL:"
xmlns:A3="AirNotify:" xmlns:A4="POOMCAL:" xmlns:A5="Move:" xmlns:A6="GetItemEstimate:"
xmlns:A7="FolderHierarchy:" xmlns:A8="MeetingResponse:" xmlns:A9="POOMTASKS:"
xmlns:A10="ResolveRecipients:" xmlns:A11="ValidateCert:" xmlns:A12="POOMCONTACTS2:"
xmlns:A13="Ping:" xmlns:A14="Provision:" xmlns:A15="Search:" xmlns:A16="Gal:"
xmlns:A17="AirSyncBase:" xmlns:A18="Settings:" xmlns:A19="DocumentLibrary:"
xmlns:A20="ItemOperations:" xmlns="ComposeMail:"">
  <ClientId>633916348086136194</ClientId>
  <SaveInSentItems />
  <Mime>From: testuser1
To: testuser2
Cc:
Bcc:
Subject:
MIME-Version: 1.0
Content-Type: text/plain; charset="iso-8859-1"
Content-Transfer-Encoding: 7bit
X-MimeOLE: Produced By Microsoft MimeOLE V6.00.2900.3350
This is the e-mail body content.</Mime>
</SendMail>
```

4.5.2 Response

The following example shows the successful **SendMail** command response.

```
HTTP/1.1 200 OK
Date: Wed, 24 Feb 2010 16:33:31 GMT
Content-Length: 0
```

4.6 Pinging the Server for Updates by Using the Ping Command

This section provides sample messages related to **Ping**.

4.6.1 Ping Command Request

The following is an example of a **Ping** command request in which the client is querying for new e-mail received in the folder that has an <Id> value of 5.

```
<?xml version="1.0" encoding="utf-8"?>
<Ping xmlns="Ping:">
  <HeartbeatInterval>80</HeartbeatInterval>
  <Folders>
    <Folder>
      <Id>5</Id>
      <Class>Email</Class>
    </Folder>
  </Folders>
</Ping>
```

4.6.2 Ping Command Response

4.6.2.1 Typical Response

The following example shows a typical response to a **Ping** command request, when the heartbeat interval that was specified by the client has expired and there were no changes in any of the specified folders.

```
<Ping xmlns="Ping:">
  <Status>1</Status>
</Ping>
```

4.6.2.2 Response – Changes Found

The following response message shows that changes have occurred in two folders that were being monitored. The client then synchronizes the specified folders. Do not reissue the next **Ping** command until the folders have been synchronized.

```
<Ping xmlns="Ping:">
  <Status>2</Status>
  <Folders>
    <Folder>1234</Folder>
    <Folder>5678</Folder>
  </Folders>
</Ping>
```

4.6.2.3 Response – HeartbeatInterval Error

The following example shows a response to a **Ping** command request that specified a heartbeat interval outside the acceptable range. The returned heartbeat interval is either the minimum or maximum allowed value. The client compares the requested interval with the returned interval and determine whether the requested heartbeat interval was either too great or too small.

```
<Ping xmlns="Ping:">
  <Status>5</Status>
  <HeartbeatInterval>60</HeartbeatInterval>
```

</Ping>

4.6.2.4 Response – Folder Error

The following example shows a response to a **Ping** command request where the number of folders that was specified was greater than the maximum number of folders that are allowed to be monitored. The maximum number of folders that are allowed to be monitored is returned in the <MaxFolders> element.

```
<Ping xmlns="Ping:">
  <Status>6</Status>
  <MaxFolders>200</MaxFolders>
</Ping>
```

4.7 Fetching E-Mail and Attachments by Using the ItemOperations Command

The **ItemOperations** command enables the client to retrieve PIM items and attachments (in addition to document library items and search results) outside the **Sync** command context.

These examples focus on retrieval of items and attachments, following a simple request and response model. The following figure shows the request and response model used in fetching e-mail and attachments.

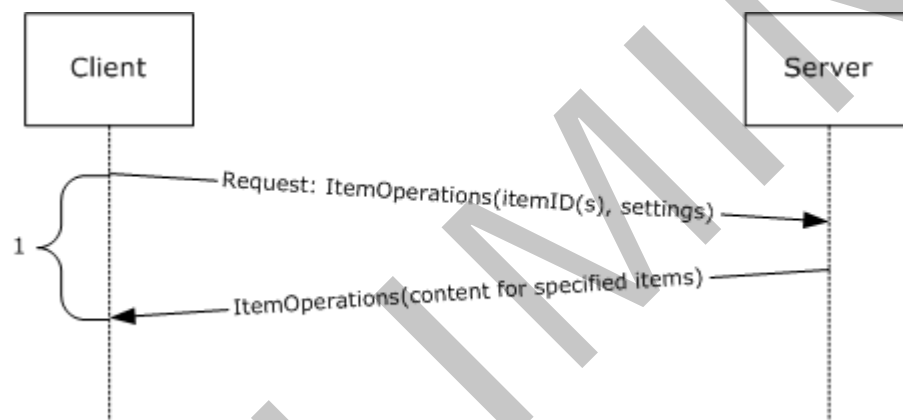


Figure 7: Fetching E-mail

4.7.1 Fetching an E-Mail Item

The following example shows the client retrieving an e-mail message by using the **ItemOperations** command.

4.7.1.1 Request

```
POST /Microsoft-Server-
ActiveSync?Cmd=ItemOperations&User=deviceuser&DeviceId=device1&
DeviceType=PocketPC HTTP/1.1
Content-Type: application/vnd.ms-sync.wbxml
MS-ASProtocolVersion: 14.0
```



```

<?xml version="1.0" encoding="utf-8"?>
<ItemOperations xmlns:airsync="AirSync:"
xmlns:airsyncbase="AirSyncBase:" xmlns="ItemOperations;">
  <Fetch>
    <Store>Mailbox</Store>
    <airsync:CollectionId>7</airsync:CollectionId>
    <airsync:ServerId>7:1</airsync:ServerId>
    <Options>
      <airsyncbase:BodyPreference>
        <airsyncbase:Type>1</airsyncbase:Type>
        <airsyncbase:TruncationSize>5120</airsyncbase:TruncationSize>
        <airsyncbase:AllOrNone>0</airsyncbase:AllOrNone>
      </airsyncbase:BodyPreference>
    </Options>
  </Fetch>
</ItemOperations>

```

4.7.1.2 Response

```

HTTP/1.1 200 OK
Cache-Control: private
Content-Length: 409
Content-Type: application/vnd.ms-sync
Server: Microsoft-IIS/6.0
MS-Server-ActiveSync: 14.0
Date: Tue, 08 May 2007 17:29:52 GMT

```

```

<?xml version="1.0" encoding="utf-8"?><ItemOperations
xmlns:airsync="AirSync:" xmlns:email="POOMMAIL:"
xmlns="ItemOperations;">
  <Status>1</Status>
  <Response>
    <Fetch>
      <Status>1</Status>
      <airsync:CollectionId>7</airsync:CollectionId>
      <airsync:ServerId>7:1</airsync:ServerId>
      <airsync:Class>Email</airsync:Class>
      <Properties>
        <email:To>"deviceuser" &lt;someone1@example.com&gt;</email:To>
        <email:Cc>"deviceuser3" &lt;someone3@example.com&gt;</email:Cc>
        <email:From>"deviceuser2" &lt;someone2@example.com&gt;</email:From>
        <email:Subject>Subject</email:Subject>
        <email:DateReceived>2007-05-08T17:29:07.890Z
        </email:DateReceived>
        <email:DisplayTo>DeviceUserDisplayName</email:DisplayTo>
        <email:ThreadTopic>Subject</email:ThreadTopic>
        <email:Importance>1</email:Importance>
        <email:Read>0</email:Read>
        <airsyncbase:Body>
          <airsyncbase:Type>1</airsyncbase:Type>
          <airsyncbase:EstimatedDataSize>20
          </airsyncbase:EstimatedDataSize>
          <airsyncbase:Data>Body as plain text</airsyncbase:Data>
        </airsyncbase:Body>
        <email:MessageClass>IPM.Note</email:MessageClass>
        <email:InternetCPID>28591</email:InternetCPID>
      </Properties>
    </Fetch>
  </Response>
</ItemOperations>

```

```

    <email:Flag />
    <email:ContentClass>urn:content-classes:message
  </email:ContentClass>
  <airsyncbase:NativeBodyType>1</airsyncbase:NativeBodyType>
</Properties>
</Fetch>
</Response>
</ItemOperations>

```

4.7.2 Fetching a MIME E-Mail Item

The following example shows the client retrieving a MIME e-mail message by using the <MIMESupport> option.

4.7.2.1 Request

```

<?xml version="1.0" encoding="utf-8"?>
<ItemOperations xmlns="ItemOperations:" xmlns:A="AirSync:" xmlns:B="AirSyncBase:">
  <Fetch>
    <Store>Mailbox</Store>
    <A:CollectionId>17</A:CollectionId>
    <A:ServerId>17:11</A:ServerId>
    <Options>
      <MIMESupport xmlns="AirSync:">1</MIMESupport>
      <B:BodyPreference>
        <B:Type>4</B:Type>
      </B:BodyPreference>
    </Options>
  </Fetch>
</ItemOperations>

```

4.7.2.2 Response

```

<?xml version="1.0" encoding="utf-8"?>
<ItemOperations xmlns="ItemOperations:" xmlns:A="AirSync:" xmlns:B="POOMMAIL:"
xmlns:C="AirSyncBase:">
  <Status>1</Status>
  <Response>
    <Fetch>
      <Status>1</Status>
      <A:CollectionId>17</A:CollectionId>
      <A:ServerId>17:11</A:ServerId>
      <A:Class>Email</A:Class>
      <Properties>
        <B:To>"Mike Phipps" <mailto:mike@contoso.com></B:To>
        <B:From>"Arlene Huff" <mailto:arlene@contoso.com></B:From>
        <B:Subject>opaque s + e</B:Subject>
        <B:DateReceived>2007-02-01T06:42:46.015Z</B:DateReceived>
        <B:DisplayTo>Mike Phipps</B:DisplayTo>
        <B:ThreadTopic>opaque s + e</B:ThreadTopic>
        <B:Importance>1</B:Importance>
        <B:Read>1</B:Read>
        <C:Attachments>
          <C:Attachment>
            <C:DisplayName>smime.p7m</C:DisplayName>

```

```

<C:FileReference>RgAAAA4u8%2fWvU8lQ7GtLlC7V9V3BwCdyWYIRkOHRp2ozB%2f0DXQsAHgM%2bwAFAAA6pk60fq
kEQbWH4Wm%2bnjh7AHgNBA%2bgAAAJ%3a0</C:FileReference>
  <C:Method>1</C:Method>
  <C:EstimatedDataSize>9340</C:EstimatedDataSize>
</C:Attachment>
</C:Attachments>
<C:Body>
  <C:Type>4</C:Type>
  <C:EstimatedDataSize>13813</C:EstimatedDataSize>
  <C:Data>Received: from contoso.com ([157.55.97.121])
    by contoso.com ([157.55.97.121]) with mapi;
    Wed, 31 Jan 2007 22:42:45 -0800
  From: Arlene Huff <arlene@contoso.com>;
  To: Mike Phipps <mike@contoso.com>;
  Content-Class: urn:content-classes:message
  Date: Wed, 31 Jan 2007 22:42:41 -0800
  Subject: opaque s + e
  Thread-Topic: opaque s + e
  Thread-Index: AcdFzCv5tyCXieBuTd2I5APpEvS+iQ==
  Message-ID:
    <3AA64EB47EA90441B587E169BE9E387B780D00C326@contoso.com>;
  Content-Language: en-US
  X-MS-Exchange-Organization-AuthAs: Internal
  X-MS-Exchange-Organization-AuthMechanism: 04
  X-MS-Exchange-Organization-AuthSource:
    contoso.com
  X-MS-Has-Attach: yes
  X-MS-Exchange-Organization-SCL: -1
  X-MS-TNEF-Correlator:
  acceptlanguage: en-US
  Content-Type: application/x-pkcs7-mime; smime-type=enveloped-data;
  name="smime.p7m"
  Content-Disposition: attachment; filename="smime.p7m"
  Content-Transfer-Encoding: base64
  MIME-Version: 1.0

  MIAGCSqGSIb3DQEHA6CAMIACAQAxgGJEMIBHGiBADCBhjB4MRMwEQYKCZImiZPyLGBGRYDY29t
  MRkwFwYKCZImiZPyLGBGRYJbWljcm9zb2Z0MRYwFAYKCZImiZPyLGBGRYGZxh0ZXN0MR0wGwYK
  CZImiZPyLGBGRYNamluZ2h1YWMwMURPTTEPMA0GA1UEAxMGVGVzdENBagonJIo2AAAAAAAHMAOG
  (Large section of sample data removed)
  </C:Data>
</C:Body>
<B:MessageClass>IPM.Note.SMIME</B:MessageClass>
<B:InternetCPID>20127</B:InternetCPID>
<B:Flag/>
<B:ContentClass>urn:content-classes:message</B:ContentClass>
<C:NativeBodyType>1</C:NativeBodyType>
</Properties>
</Fetch>
</Response>
</ItemOperations>

```

4.7.3 Fetching an E-Mail Item with a LongId

The following example shows the client retrieving an e-mail message by using <LongId>. First, use the **Search** command to get the <LongId> of the message, and then use the <Fetch> command with the <LongId> to retrieve the message.

The client sends the **Search** command request message, and it is searching for e-mails containing the text "Sales Totals".

4.7.3.1 Search Request

```
POST /Microsoft-Server-ActiveSync?Cmd=Search&User=deviceuser&DeviceId=device1&DeviceType=SmartPhone HTTP/1.1
Content-Type: application/vnd.ms-sync
MS-ASProtocolVersion: 14.0
<?xml version="1.0" encoding="utf-8"?>
<Search xmlns="Search:" xmlns:airsync="AirSync:"
xmlns:email="POOMMAIL:">
  <Store>
    <Name>Mailbox</Name>
    <Query>
      <And>
        <airsync:Class>Email</airsync:Class>
        <airsync:CollectionId>7</airsync:CollectionId>
        <FreeText>Sales Totals</FreeText>
      </And>
    </Query>
    <Options>
      <RebuildResults />
      <Range>0-4</Range>
    </Options>
  </Store>
</Search>
```

The server sends the Search command response message includes e-mail data for e-mail that contains the string "Sales Totals". Included with the results is the <LongId> element.

4.7.3.2 Search Response

```
HTTP/1.1 200 OK
Cache-Control: private
Content-Length: 423
Content-Type: application/vnd.ms-sync
Server: Microsoft-IIS/6.0
MS-Server-ActiveSync: 14.0
Date: Tue, 08 May 2007 17:42:07 GMT

<?xml version="1.0" encoding="utf-8"?><Search xmlns:airsync="AirSync:"
xmlns:email="POOMMAIL:" xmlns:airsyncbase="AirSyncBase:"
xmlns="Search:">
  <Status>1</Status>
  <Response>
    <Store>
      <Status>1</Status>
      <Result>
        <airsync:Class>Email</airsync:Class>
        <LongId>RgAAAACYWCHnyBZ%2fTq8bujFmR1EPBwBzyWfENpcEQ7zU
        NyaWwM4BAAAA8FxEAABzyWfENpcEQ7zUNyaWwM4BAAAA8HACAAAJ</LongId>
        <airsync:CollectionId>7</airsync:CollectionId>
        <Properties>
          <email:To>"deviceuser" &lt;someone1@example.com&gt;
          </email:To>
          <email:From>"deviceuser2" &lt;someone2@example.com&gt;
```

```

</email:From>
<email:Subject>Sales Totals for April</email:Subject>
<email:DateReceived>2007-05-08T17:29:07.890Z
</email:DateReceived>
<email:DisplayTo>DeviceUserDisplayName</email:DisplayTo>
<email:Read>1</email:Read>
<airsyncbase:Body>
  <airsyncbase:Type>1</airsyncbase:Type>
  <airsyncbase:EstimatedDataSize>6
</airsyncbase:EstimatedDataSize>
  <airsyncbase:Truncated>1</airsyncbase:Truncated>
</airsyncbase:Body>
<email:MessageClass>IPM.Note</email:MessageClass>
<email:InternetCPID>28591</email:InternetCPID>
<email:Flag />
<email:ContentClass>urn:content-classes:message
</email:ContentClass>
<airsyncbase:NativeBodyType>1</airsyncbase:NativeBodyType>
</Properties>
</Result>
<Range>0-0</Range>
<Total>1</Total>
</Store>
</Response>
</Search>

```

The <Fetch> command request is now sent by the client, and includes the <LongId> retrieved by the **Search** command.

4.7.3.3 Fetch Request

```

POST /Microsoft-Server-
ActiveSync?Cmd=ItemOperations&User=deviceuser&DeviceId=device1&
DeviceType=PocketPC HTTP/1.1
Content-Type: application/vnd.ms-sync
MS-ASProtocolVersion: 14.0

```

```

<?xml version="1.0" encoding="utf-8"?>
<ItemOperations xmlns:airsync="AirSync:"
xmlns:airsyncbase="AirSyncBase:" xmlns:search="Search:"
xmlns="ItemOperations:">
  <Fetch>
    <Store>Mailbox</Store>
    <search:LongId>RgAAAACYWCHnyBZ%2fTq8bujFmR1EPBwBzyWfENpc
EQ7zUNyaWwM4BAAAA8FxEAABzyWfENpcEQ7zUNyaWwM4BAAAA8HA
CAAAJ</search:LongId>
    <Options>
      <airsyncbase:BodyPreference>
        <airsyncbase:Type>1</airsyncbase:Type>
      </airsyncbase:BodyPreference>
    </Options>
  </Fetch>
</ItemOperations>

```

The server sends the <Fetch> command response, which contains the complete e-mail for the specified message.

4.7.3.4 Fetch Response

```
HTTP/1.1 200 OK
Cache-Control: private
Content-Length: 409
Content-Type: application/vnd.ms-sync
Server: Microsoft-IIS/6.0
MS-Server-ActiveSync: 8.1
Date: Tue, 08 May 2007 17:29:52 GMT

<?xml version="1.0" encoding="utf-8"?><ItemOperations
xmlns:airsync="AirSync:" xmlns:email="POOMMAIL:"
xmlns="ItemOperations:">
  <Status>1</Status>
  <Response>
    <Fetch>
      <Status>1</Status>
      <airsync:CollectionId>7</airsync:CollectionId>
      <airsync:ServerId>7:1</airsync:ServerId>
      <airsync:Class>Email</airsync:Class>
      <Properties>
        <email:To>"deviceuser" &lt;someone1@example.com&gt;</email:To>
        <email:From>"deviceuser2" &lt;someone2@example.com&gt;
        </email:From>
        <email:Subject>Sales Totals for April</email:Subject>
        <email:DateReceived>2007-05-08T17:29:07.890Z
        </email:DateReceived>
        <email:DisplayTo>DeviceUserDisplayName</email:DisplayTo>
        <email:ThreadTopic>Subject</email:ThreadTopic>
        <email:Importance>1</email:Importance>
        <email:Read>1</email:Read>
        <airsyncbase:Body>
          <airsyncbase:Type>1</airsyncbase:Type>
          <airsyncbase:EstimatedDataSize>20
          </airsyncbase:EstimatedDataSize>
          <airsyncbase:Data>Income generated by the sales department
          in April can be attributed to the following...
          </airsyncbase:Data>
        </airsyncbase:Body>
        <email:MessageClass>IPM.Note</email:MessageClass>
        <email:InternetCPID>28591</email:InternetCPID>
        <email:Flag />
        <email:ContentClass>urn:content-classes:message
        </email:ContentClass>
        <airsyncbase:NativeBodyType>1</airsyncbase:NativeBodyType>
      </Properties>
    </Fetch>
  </Response>
</ItemOperations>
```

4.7.4 Fetching an Attachment

In the following example, the **Sync** command is used to synchronize a new message with an attachment to the client. Then, the **ItemOperations** command is used to retrieve the attachment.

In the XML schema code, HTML strings are escaped by using < and >. However, as these values are passed over the wire, they are passed in their original HTML format, as < and >.

4.7.4.1 Sync Request

```
POST /Microsoft-Server-ActiveSync?Cmd=Sync&User=deviceuser&DeviceId=device1&DeviceType=PocketPC HTTP/1.1
Content-Type: application/vnd.ms-sync
MS-ASProtocolVersion: 14.0
Content-Length: 106
```

```
<?xml version="1.0" encoding="utf-8"?>
<Sync xmlns:airsyncbase="AirSyncBase:" xmlns="AirSync:">
  <Collections>
    <Collection>
      <Class>Email</Class>
      <SyncKey>1</SyncKey>
      <CollectionId>7</CollectionId>
      <DeletesAsMoves />
      <GetChanges />
    </Collection>
  </Collections>
</Sync>
```

4.7.4.2 Sync Response

```
HTTP/1.1 200 OK
Cache-Control: private
Content-Length: 347
Content-Type: application/vnd.ms-sync
Server: Microsoft-IIS/6.0
MS-Server-ActiveSync: 8.1
Date: Tue, 08 May 2007 17:57:32 GMT
```

```
<?xml version="1.0" encoding="utf-8"?>
<Sync xmlns:email="POOMMAIL:"
xmlns:airsyncbase="AirSyncBase:" xmlns="AirSync:">
  <Collections>
    <Collection>
      <Class>Email</Class>
      <SyncKey>2</SyncKey>
      <CollectionId>7</CollectionId>
      <Status>1</Status>
      <Commands>
        <Add>
          <ServerId>7:1</ServerId>
          <ApplicationData>
            <email:To>"deviceuser" &lt;someone@example.com&gt;
          </email:To>
            <email:From>"deviceuser2" &lt;someone2@example.com&gt;
          </email:From>
            <email:Subject>Email with Attachment</email:Subject>
            <email:DateReceived>2007-05-08T17:57:22.890Z
          </email:DateReceived>
            <email:DisplayTo>deviceuser</email:DisplayTo>
            <email:ThreadTopic>Email with Attachment
          </email:ThreadTopic>
            <email:Importance>1</email:Importance>
            <email:Read>0</email:Read>
            <airsyncbase:Attachments>
```

```

    <airsynibase:Attachment>
      <airsynibase:DisplayName>ActiveSyncClient_
        AcceptingMeetingRequest.JPG</airsynibase:DisplayName>
      <airsynibase:FileReference>7%3a1%3a0
    </airsynibase:FileReference>
      <airsynibase:Method>1</airsynibase:Method>
      <airsynibase:EstimatedDataSize>18790
    </airsynibase:EstimatedDataSize>
    </airsynibase:Attachment>
  </airsynibase:Attachments>
  <airsynibase:Body>
    <airsynibase:Type>2</airsynibase:Type>
    <airsynibase:EstimatedDataSize>58
  </airsynibase:EstimatedDataSize>
    <airsynibase:Truncated>1</airsynibase:Truncated>
    <airsynibase:Data>&lt;html&gt;</airsynibase:Data>
  </airsynibase:Body>
  <email:MessageClass>IPM.Note</email:MessageClass>
  <email:InternetCPID>28591</email:InternetCPID>
  <email:Flag />
  <email:ContentClass>urn:content-classes:message
</email:ContentClass>
  <airsynibase:NativeBodyType>1</airsynibase:NativeBodyType>
</ApplicationData>
</Add>
</Commands>
</Collection>
</Collections>
</Sync>

```

4.7.4.3 ItemOperation Request

```

POST /Microsoft-Server-
ActiveSync?Cmd=ItemOperations&User=deviceuser&DeviceId=device1&
DeviceType=PocketPC HTTP/1.1
Content-Type: application/vnd.ms-sync
MS-ASProtocolVersion: 14.0

```

```

<?xml version="1.0" encoding="utf-8"?>
<ItemOperations xmlns:airsynibase="AirSyncBase:"
xmlns="ItemOperations:">
  <Fetch>
    <Store>Mailbox</Store>
    <airsynibase:FileReference>7%3a1%3a0</airsynibase:FileReference>
  </Fetch>
</ItemOperations>

```

4.7.4.4 ItemOperation Response

```

HTTP/1.1 200 OK
Cache-Control: private
Content-Length: 1151
Content-Type: application/vnd.ms-sync
Server: Microsoft-IIS/6.0
MS-Server-ActiveSync: 8.1
Date: Tue, 08 May 2007 17:28:33 GMT

```


4.8 Retrieving and Changing OOF Settings by Using the Settings Command

4.8.1 Retrieving OOF Settings

4.8.1.1 Request

281 / 373

```

<Settings xmlns="Settings:">
  <Oof>
    <Get>
      <BodyType>HTML</BodyType>
    </Get>
  </Oof>
</Settings>

```

The client requested the messages to be returned in HTML, so all OOF messages are formatted as such.

4.8.1.2 Response

```

HTTP/1.1 200 OK
Cache-Control: private
Content-Length: 203
Content-Type: application/vnd.ms-sync
Server: Microsoft-IIS/6.0
MS-Server-ActiveSync: 8.1
Date: Tue, 08 May 2007 17:46:07 GMT

```

```

<?xml version="1.0" encoding="utf-8"?>
<Settings xmlns="Settings:">
  <Status>1</Status>
  <Oof>
    <Status>1</Status>
    <Get>
      <OofState>2</OofState>
      <StartTime>2007-05-08T10:45:51.250Z</StartTime>
      <EndTime>2007-05-11T10:45:51.250Z</EndTime>
      <OofMessage>
        <AppliesToInternal />
        <Enabled>1</Enabled>
        <ReplyMessage>Internal OOF Message</ReplyMessage>
        <BodyType>HTML</BodyType>
      </OofMessage>
      <OofMessage>
        <AppliesToExternalKnown />
        <Enabled>1</Enabled>
        <ReplyMessage>External OOF Message</ReplyMessage>
        <BodyType>HTML</BodyType>
      </OofMessage>
      <OofMessage>
        <AppliesToExternalUnknown /><Enabled>0</Enabled>
        <ReplyMessage>External OOF Message</ReplyMessage>
        <BodyType>HTML</BodyType>
      </OofMessage>
    </Get>
  </Oof>
</Settings>

```

4.8.2 Turning On the OOF Message

The client wants to turn on the OOF message. The client has to update the OOF status by using the <Set> command.

4.8.2.1 Request

```
POST /Microsoft-Server-ActiveSync?Cmd=Settings&User=deviceuser&DeviceId=device1&DeviceType=PocketPC HTTP/1.1
Content-Type: application/vnd.ms-sync
MS-ASProtocolVersion: 14.0
```

```
<?xml version="1.0" encoding="utf-8"?>
<Settings xmlns="Settings:">
  <Oof>
    <Set>
      <OofState>2</OofState>
      <OofMessage>
        <AppliesToInternal/>
        <Enabled>1</Enabled>
        <ReplyMessage> <html><head><meta
http-equiv="Content-Type" content="text/html;
charset=utf-8"><style>@font-face
{font-family:Verdana}p.MsoNormal, li.MsoNormal,
div.MsoNormal {margin:0in; margin-bottom:.0001pt;
font-size:10.0pt; font-family:Verdana} a:link,
span.MsoHyperlink {color:blue; text-
decoration:underline}a:visited,
span.MsoHyperlinkFollowed {color:purple;
text-decoration:underline} span.EmailStyle17
{font-family:Arial; color:windowtext} @page Section1
{margin:1.0in 1.25in 1.0in 1.25in} div.Section1 {}
</style>< </head> <body lang="EN-US"
link="blue" vlink="purple"> <div class="Section1">
<p class="MsoNormal"><font size="2"
face="Arial"><span style="font-size:10.0pt;
font-family:Arial">I'll be out of the office
today.</span></font></p> </div>
</body></html></ReplyMessage>
      <BodyType>HTML</BodyType>
    </OofMessage>
    <OofMessage>
      <AppliesToExternalKnown/>
      <Enabled>0</Enabled>
    </OofMessage>
    <OofMessage>
      <AppliesToExternalUnknown/>
      <Enabled>0</Enabled>
    </OofMessage>
  </Set>
</Oof>
</Settings>
```

4.8.2.2 Response

The server responds with status, to indicate that OOF was successfully enabled.

```
HTTP/1.1 200 OK
Cache-Control: private
Content-Length: 20
Content-Type: application/vnd.ms-sync
Server: Microsoft-IIS/6.0
```

```
MS-Server-ActiveSync: 8.1
Date: Tue, 08 May 2007 17:45:09 GMT

<?xml version="1.0" encoding="utf-8"?>
<Settings xmlns="Settings:">
  <Status>1</Status>
  <Oof>
    <Status>1</Status>
  </Oof>
</Settings>
```

4.8.3 Turning Off the OOF Message

The client wants to turn off the OOF message. The client has to update the OOF status by using the `<Set>` command.

4.8.3.1 Request

```
POST /Microsoft-Server-ActiveSync?Cmd=Settings&User=deviceuser&DeviceId=device1&DeviceType=PocketPC HTTP/1.1
Content-Type: application/vnd.ms-sync
MS-ASProtocolVersion: 14.0

<?xml version="1.0" encoding="utf-8"?>
<Settings xmlns="Settings:">
  <Oof>
    <Set>
      <OofState>0</OofState>
    </Set>
  </Oof>
</Settings>
```

4.8.3.2 Response

The server responds with status, to indicate that OOF was successfully disabled.

```
HTTP/1.1 200 OK
Cache-Control: private
Content-Length: 20
Content-Type: application/vnd.ms-sync
Server: Microsoft-IIS/6.0
MS-Server-ActiveSync: 8.1
Date: Tue, 08 May 2007 17:45:09 GMT

<?xml version="1.0" encoding="utf-8"?>
<Settings xmlns="Settings:">
  <Status>1</Status>
  <Oof>
    <Status>1</Status>
  </Oof>
</Settings>
```

4.9 Retrieving User Information by Using the Settings Command

The following example shows a user-information request and response.

4.9.1 Request

```
<Settings>
  <UserInformation>
    <Get/>
  </UserInformation>
</Settings>
```

4.9.2 Response

```
<Settings>
  <Status>1</Status>
  <UserInformation>
    <Status>1</Status>
    <Get>
      <EmailAddresses>
        <SMTPAddress>nameA@microsoft.com</SMTPAddress>
        <SMTPAddress>firstB.lastB@microsoft.com</SMTPAddress>
      </EmailAddresses>
    </Get>
  </UserInformation>
</Settings>
```

4.10 Setting Device Information by Using the Settings Command

The following example shows a device-information request and response.

4.10.1 Request

```
<Settings xmlns="Settings:">
  <DeviceInformation>
    <Set>
      <Model>...</Model>
      <IMEI>...</IMEI>
      <FriendlyName>...</FriendlyName>
      <OS>...</OS>
      <OSLanguage>...</OSLanguage>
      <PhoneNumber>...</PhoneNumber>
      <MobileOperator>...</MobileOperator>
      <UserAgent>...</UserAgent>
    </Set>
  </DeviceInformation>
</Settings>
```

4.10.2 Response

```
<Settings xmlns="Settings:">
  <Status>1</Status>
  <DeviceInformation>
    <Set>
```

```

        <Status>...</Status>
    </Set>
</DeviceInformation>
</Settings>

```

4.11 Setting a Device Password by Using the Settings Command

The following example shows a device-password request and response.

4.11.1 Request

```

<Settings>
  <DevicePassword>
    <Set>
      <Password>bar</Password>
    </Set>
  </DevicePassword>
</Settings>

```

4.11.2 Response

```

<Settings>
  <Status>1</Status>
  <DevicePassword>
    <Set>
      <Status>...</Status>
    </Set>
  </DevicePassword>
</Settings>

```

4.12 Accessing Documents on File Shares and URIs by Using the Search and ItemOperations Commands

This section shows how to use the following process to retrieve an item from a Windows® SharePoint® Services or UNC site:

Issue a **Search** command, specifying the link to the folder. The server will return folder/item metadata, specifying the ID, file name, size, creation date, last modified date, whether the item is a folder, and whether the item is hidden. For instructions on completing this task, see section [4.12.1](#).

Issue the **ItemOperations** command, specifying the ID from the item metadata. For instructions on completing this task, see section [4.12](#).

In issuing request 2, the following are considerations for the client pertaining to the size of the file to be retrieved:

- Does the client want to have the item content returned inline in the WBXML, or as separate body parts in the HTTP response? Using WBXML might be easier to implement, but might consume more memory on the device, depending on how the response parser on the device is implemented.
- What is the maximum number of bytes of item content that the client wants to have returned in one response? (Successive requests can be used to obtain the remaining content.)

The following figure shows the request and response pattern that is used to find and retrieve an item located on a Windows SharePoint Services or UNC site.

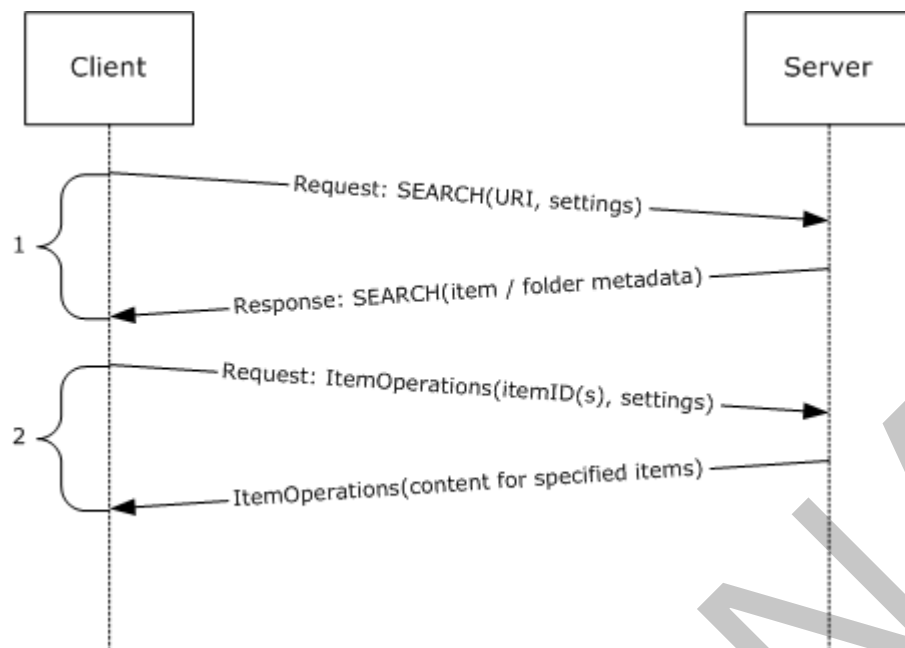


Figure 8: Finding and retrieving an item from a file share or UNC site

4.12.1 Issuing a Search for Item Metadata

As illustrated in the figure, the client first issues a search request to the server to retrieve metadata about the item (if the URI points to an item) or the items (if the URI **points** to a folder). The client then does the following:

- Indicates that the client is searching a document library store by using the <Name> element.
- Specifies the URI as the <Value> in an <EqualTo> query.
- Specifies the range of results that the client wants to have returned in the response.

In this case, the client is attempting to retrieve metadata for the files in a UNC share.

4.12.1.1 Request

```

POST /Microsoft-Server-ActiveSync?Cmd=Search&User=deviceuser&DeviceId=device1&DeviceType=SmartPhone HTTP/1.1
Content-Type: application/vnd.ms-sync
MS-ASProtocolVersion: 14.0

<?xml version="1.0" encoding="utf-8"?>
<Search xmlns:documentlibrary="DocumentLibrary:"
xmlns="Search:">
  <Store>
    <Name>DocumentLibrary</Name>
    <Query>

```

```

    <EqualTo>
      <documentlibrary:LinkId/>
      <Value>\\somehost\directory</Value>
    </EqualTo>
  </Query>
  <Options>
    <Range>0-999</Range>
  </Options>
</Store>
</Search>

```

4.12.1.2 Response

The response from the server contains the metadata for the folder and items. The very first node in the response is the top-level node, followed by its children (if any).

```

HTTP/1.1 200 OK
Cache-Control: private
Content-Length: 529
Content-Type: application/vnd.ms-sync
Server: Microsoft-IIS/6.0
MS-Server-ActiveSync: 8.1
Date: Tue, 08 May 2007 17:28:25 GMT
<?xml version="1.0" encoding="utf-8"?>
<Search xmlns:documentlibrary="DocumentLibrary:" xmlns="Search:">
  <Status>1</Status>
  <Response>
    <Store>
      <Status>1</Status>
      <Result>
        <Properties>
          <documentlibrary:LinkId>\\somehost\directory
        </documentlibrary:LinkId>
          <documentlibrary:DisplayName>directory
        </documentlibrary:DisplayName>
          <documentlibrary:IsFolder>1
        </documentlibrary:IsFolder>
          <documentlibrary:CreationDate>2007-05-08T17:28:15.375Z
        </documentlibrary:CreationDate>
          <documentlibrary:LastModifiedDate>2007-05-08T17:28:15.406Z
        </documentlibrary:LastModifiedDate>
          <documentlibrary:IsHidden>0</documentlibrary:IsHidden>
        </Properties>
      </Result>
      <Result>
        <Properties>
          <documentlibrary:LinkId>\\somehost\directory\resource
        </documentlibrary:LinkId>
          <documentlibrary:DisplayName>resource
        </documentlibrary:DisplayName>
          <documentlibrary:IsFolder>1</documentlibrary:IsFolder>
          <documentlibrary:CreationDate>2004-03-02T12:34:56.123Z
        </documentlibrary:CreationDate>
          <documentlibrary:LastModifiedDate>2005-04-03T12:34:56.345Z
        </documentlibrary:LastModifiedDate>
          <documentlibrary:IsHidden>0</documentlibrary:IsHidden>
        </Properties>
      </Result>
    </Store>
  </Response>
</Search>

```



```

</Result>
<Result>
  <Properties>
    <documentlibrary:LinkId>\\somehost\directory\TestFile.txt
  </documentlibrary:LinkId>
    <documentlibrary:DisplayName>TestFile.txt
  </documentlibrary:DisplayName>
    <documentlibrary:IsFolder>0</documentlibrary:IsFolder>
    <documentlibrary:CreationDate>2004-03-02T12:34:56.123Z
  </documentlibrary:CreationDate>
    <documentlibrary:LastModifiedDate>2005-04-03T12:34:56.345Z
  </documentlibrary:LastModifiedDate>
    <documentlibrary:IsHidden>0</documentlibrary:IsHidden>
    <documentlibrary:ContentLength>88
  </documentlibrary:ContentLength>
    <documentlibrary:ContentType>text/plain
  </documentlibrary:ContentType>
  </Properties>
</Result>
<Range>0-2</Range>
<Total>3</Total>
</Store>
</Response>
</Search>

```

4.12.2 Fetching an Item Based on Metadata

When a document library is used to provide item or folder metadata, the client can retrieve a file within a document library by using the **ItemOperations** command and specifying the <LinkId> of the item. In this example, the client also specifies that the client only requires bytes from 10 through 19 of the item returned in this request.

4.12.2.1 Request

```

POST /Microsoft-Server-
ActiveSync?Cmd=ItemOperations&User=deviceuser&DeviceId=device1&
DeviceType=SmartPhone HTTP/1.1
Content-Type: application/vnd.ms-sync
MS-ASProtocolVersion: 14.0

<?xml version="1.0" encoding="utf-8"?>
<ItemOperations xmlns:documentlibrary="DocumentLibrary:"
xmlns="ItemOperations:">
  <Fetch>
    <Store>DocumentLibrary</Store>
    <documentlibrary:LinkId>\\somehost\directory\
ActiveSyncDocumentFetch.txt</documentlibrary:LinkId>
    <Options>
      <Range>10-19</Range>
    </Options>
  </Fetch>
</ItemOperations>

```

4.12.2.2 Response

The response from the server contains the requested item. The binary content of the file is Base64-encoded and is included in the <Data> element.

```
HTTP/1.1 200 OK
Cache-Control: private
Content-Length: 167
Content-Type: application/vnd.ms-sync
Server: Microsoft-IIS/6.0
MS-Server-ActiveSync: 8.1
Date: Tue, 08 May 2007 17:28:53 GMT

<?xml version="1.0" encoding="utf-8"?>
<ItemOperations xmlns:documentlibrary="DocumentLibrary:"
xmlns="ItemOperations:">
  <Status>1</Status>
  <Response>
    <Fetch>
      <Status>1</Status>
      <documentlibrary:LinkId>\\somehost\directory\
ActiveSyncDocumentFetch.txt</documentlibrary:LinkId>
      <Properties>
        <Range>10-19</Range>
        <Total>26</Total>
        <Data>S0xNTk9QUVJTVA==</Data>
        <Version>2005-04-03T12:34:56.345Z</Version>
      </Properties>
    </Fetch>
  </Response>
</ItemOperations>
```

4.13 Searching for an Item in the Mailbox by Using the Search Command

This section provides sample messages used to perform keyword searches and forward search results for items in the mailbox.

4.13.1 Keyword Search

In the following example, the client is searching the Inbox in the mailbox by using the keyword "Presentation". The client has asked for the first 5 results and specified that it wants text bodies returned for the results. Note that the content of the <FreeText> element is not case-sensitive.

4.13.1.1 Request

```
POST /Microsoft-Server-
ActiveSync?Cmd=Search&User=deviceuser&DeviceId=device1&DeviceType=SmartPhone HTTP/1.1
Content-Type: application/vnd.ms-sync
MS-ASProtocolVersion: 14.0

<?xml version="1.0" encoding="utf-8"?>
<Search xmlns="Search:" xmlns:airsync="AirSync:"
xmlns:email="POOMMAIL:">
  <Store>
    <Name>Mailbox</Name>
    <Query>
```

```

    <And>
      <airsync:Class>Email</airsync:Class>
      <airsync:CollectionId>7</airsync:CollectionId>
      <FreeText>Presentation</FreeText>
    </And>
  </Query>
  <Options>
    <RebuildResults />
    <Range>0-4</Range>
  </Options>
</Store>
</Search>

```

4.13.1.2 Response

```

HTTP/1.1 200 OK
Cache-Control: private
Content-Length: 423
Content-Type: application/vnd.ms-sync
Server: Microsoft-IIS/6.0
MS-Server-ActiveSync: 14.0
Date: Tue, 08 May 2007 17:42:07 GMT

<?xml version="1.0" encoding="utf-8"?><Search xmlns:airsync="AirSync:"
xmlns:email="POOMMAIL:" xmlns:airsyncbase="AirSyncBase:"
xmlns="Search:">
<Status>1</Status>
  <Response>
    <Store>
      <Status>1</Status>
      <Result>
        <airsync:Class>Email</airsync:Class>
        <LongId>RgAAAACYWCHnyBZ%2fTq8buJFmRlEPBwBzyWfENpcEQ7
zUNyaWwM4BAAAA8FxEAABzyWfENpcEQ7zUNyaWwM4BAAAA8HACAAAJ</LongId>
        <airsync:CollectionId>7</airsync:CollectionId>
        <Properties>
          <email:To>"deviceuser" &lt;someone1@example.com&gt;
          </email:To>
          <email:From>"deviceuser2"&lt;someone2@example.com&gt;
          </email:From>
          <email:Subject>Presentation</email:Subject>
          <email:DateReceived>2007-05-08T17:41:58.000Z
          </email:DateReceived>
          <email:DisplayTo>DeviceUserDisplayName</email:DisplayTo>
          <email:Read>1</email:Read>
          <airsyncbase:Body>
            <airsyncbase:Type>1</airsyncbase:Type>
            <airsyncbase:EstimatedDataSize>6
            </airsyncbase:EstimatedDataSize>
            <airsyncbase:Truncated>1</airsyncbase:Truncated>
          </airsyncbase:Body>
          <email:MessageClass>IPM.Note</email:MessageClass>
          <email:InternetCPID>28591</email:InternetCPID>
          <email:Flag />
          <email:ContentClass>urn:content-classes:message
          </email:ContentClass>
          <airsyncbase:NativeBodyType>1</airsyncbase:NativeBodyType>

```

```

    </Properties>
  </Result>
  <Range>0-0</Range>
  <Total>1</Total>
</Store>
</Response>
</Search>

```

4.13.2 Forward a Search Result

The client can then take the <LongId> for any given search result and forward the item.

```

POST Microsoft-Server-
ActiveSync?User=rich&DeviceId=6F24CAD599A5BF1A690246B8C68F
AE8D&DeviceType=PocketPC&Cmd=SmartForward
MS-ASProtocolVersion: 14.0
Content-Type: message/rfc822
X-MS-PolicyKey: 3942919513

<?xml version="1.0" encoding="utf-8"?>
<SmartForward xmlns="ComposeMail:">
  <ClientId>40a864cb-79d4-4b44-8f50-0da373ee9377</ClientId>
  <Source>
<LongId>RgAAAACYWCHnyBZ%2fTq8bujFmRlEPBwBzyWfENpcEQ7zUNyaWwM4BAAA8FxEAABzyWfENpcEQ7zUNyaWwM4
BAAA8HACAAAJ</LongId>
  </Source>
  <Mime>
MIME-Version: 1.0
content-class:
From:
Subject: FW: rx
Date: Thu, 27 Apr 2006 13:11:01 -0800
Importance: normal
X-Priority: 3
To: <rich@adventure-works.com>
Content-Transfer-Encoding: quoted-printable
Content-Type: text/plain; charset="utf-8"

Please take a look at this presentation...
  </Mime>
</SmartForward>

HTTP/1.1 200 OK
Connection: Keep-Alive
Content-Length: 0
Date: Thu, 27 Apr 2006 20:11:11 GMT
Server: Microsoft-IIS/6.0
X-Powered-By: ASP.NET
X-AspNet-Version: 2.0.50727
MS-Server-ActiveSync: 14.0
Cache-Control: private

```

4.13.3 Keyword search with MIMESupport

In the following example, the client is searching the Inbox in the mailbox by using the keyword "text". The client has specified that it wants MIME data sent for all results.

Request

```
<?xml version="1.0" encoding="utf-8"?>
<Search xmlns="Search:" xmlns:A="AirSyncBase:" xmlns:B="AirSync:" xmlns:C="Email:">
  <Store>
    <Name>Mailbox</Name>
    <Query>
      <And>
        <B:Class>Email</B:Class>
        <FreeText>text</FreeText>
      </And>
    </Query>
    <Options>
      <RebuildResults/>
      <DeepTraversal/>
      <Range>0-999</Range>
      <A:BodyPreference>
        <A:Type>4</A:Type>
        <A:TruncationSize>1024</A:TruncationSize>
        <A:Preview>120</A:Preview>
      </A:BodyPreference>
      <B:MIMESupport>2</B:MIMESupport>
    </Options>
  </Store>
</Search>
```

Response

```
<Search xmlns:A0="AirSync:" xmlns:A1="POOMCONTACTS:" xmlns:A2="POOMMAIL:"
xmlns:A3="AirNotify:" xmlns:A4="POOMCAL:" xmlns:A5="Move:" xmlns:A6="GetItemEstimate:"
xmlns:A7="FolderHierarchy:" xmlns:A8="MeetingResponse:" xmlns:A9="POOMTASKS:"
xmlns:A10="ResolveRecipients:" xmlns:A11="ValidateCert:" xmlns:A12="POOMCONTACTS2:"
xmlns:A13="Ping:" xmlns:A14="Provision:" xmlns:A16="Gal:" xmlns:A17="AirSyncBase:"
xmlns:A18="Settings:" xmlns:A19="DocumentLibrary:" xmlns:A20="ItemOperations:"
xmlns="Search:">
  <Status>1</Status>
  <Response>
    <Store>
      <Status>1</Status>
      <Result>
        <A0:Class>Email</A0:Class>

        <LongId>RgAAAAAaty%2f%2b4QxHTJOZnIR0P9qkBwA6pk60fqkEQbWH4Wm%2bnjh7AJKAUQo6AAA6pk60fqkEQbWH4Wm%2bnjh7AJKAURrEAAAJ</LongId>
        <A0:CollectionId>6</A0:CollectionId>
        <Properties>
          <A2:To>"NSyncUser1" &lt;NSyncUser1@contoso.com></A2:To>
          <A2:From>"NSyncUser1" &lt;NSyncUser1@contoso.com></A2:From>
          <A2:Subject>Subject</A2:Subject>
          <A2:DateReceived>2007-04-02T19:20:32.000Z</A2:DateReceived>
          <A2:DisplayTo>NSyncUser1</A2:DisplayTo>
          <A2:Read>1</A2:Read>
          <A17:Body>
```

```

<A17:Type>4</A17:Type>
<A17:Preview>The beginning of this message</A17:Preview>
<A17:EstimatedDataSize>2288</A17:EstimatedDataSize>
<A17:Truncated>1</A17:Truncated>
<A17:Data>Received: from 157.55.97.120 ([157.55.97.120]) by contoso.com
([157.55.97.121]) with Microsoft Exchange Server HTTP-DAV ; Mon, 2 Apr 2007 19:20:32 +0000
From: NSyncUser1 &lt;NSyncUser1@contoso.com> To: NSyncUser1 &lt;NSyncUser1@contoso.com>
Content-Class: urn:content-classes:message Date: Mon, 27 Apr 1998 13:05:29 -0700 Subject:
Subject Thread-Topic: Topic Message-ID:
&lt;3AA64EB47EA90441B587E169BE9E387B9280511AC4@contoso.com> Accept-Language: en-US X-MS-Has-
Attach: X-MS-TNEF-Correlator: Content-Type: text/plain; charset="iso-8859-1" Content-
Transfer-Encoding: quoted-printable MIME-Version: 1.0
Body123456789012345678901234567890123456789012345678901234567890123456789012345678901=
2345678901234567890123456789012345678901234567890123456789012345678901234567890123456=
7890123456789012345678901234567890123456789012345678901234567890123456789012345678901=
2345678901234567890123456789012345678901234567890123456789012345678901234567890123456789</A17:Data>
</A17:Body>
<A2:MessageClass>IPM.Note</A2:MessageClass>
<A2:InternetCPID>28591</A2:InternetCPID>
<A2:Flag/>
<A2:ContentClass>urn:content-classes:message</A2:ContentClass>
<A17:NativeBodyType>1</A17:NativeBodyType>
</Properties>
</Result>
<Range>0-0</Range>
<Total>1</Total>
</Store>
</Response>
</Search>

```

4.14 Resolving Recipients and Retrieving Free/Busy Data by Using the ResolveRecipients Command

This section provides sample messages related to the **ResolveRecipients** command.

4.14.1 Request

The following example shows how a **ResolveRecipients** command is used to retrieve GAL and contact information using ANR. In this example, the client sends a request to retrieve recipient information for recipients containing the word "testers".

```

POST /Microsoft-Server-
ActiveSync?Cmd=ResolveRecipients&User=TestUser1&DeviceId=Device1&DeviceType=PocketPC HTTP/1.1
Content-Type: application/vnd.ms-sync.wbxml
MS-ASProtocolVersion: 14.1
User-Agent: ASOM
Host: contoso.com

<?xml version="1.0" encoding="utf-8"?>
<ResolveRecipients xmlns:A0="AirSync:" xmlns:A1="POOMCONTACTS:" xmlns:A2="POOMMAIL:"
xmlns:A3="AirNotify:" xmlns:A4="POOMCAL:" xmlns:A6="GetItemEstimate:"
xmlns:A7="FolderHierarchy:" xmlns:A8="MeetingResponse:" xmlns:A9="POOMTASKS:"
xmlns:A11="ValidateCert:" xmlns:A12="POOMCONTACTS2:" xmlns:A13="Ping:" xmlns:A14="Provision:"
xmlns:A15="Search:" xmlns:A16="Gal:" xmlns:A17="AirSyncBase:" xmlns:A18="Settings:"
xmlns:A19="DocumentLibrary:" xmlns="ResolveRecipients:">

  <To>Testers</To>
  <Options>

```

```

    <CertificateRetrieval>3</CertificateRetrieval>
    <MaxCertificates>99</MaxCertificates>
    <MaxAmbiguousRecipients>99</MaxAmbiguousRecipients>
  </Options>
</ResolveRecipients>

```

4.14.2 Response for a GAL Entry

The following example shows two recipients that are being returned to the client. In the "Testers" distribution list, there are three recipients but only two have valid certificates. The value of the `<Type>` element indicates that the recipient is a GAL entry.

```

<?xml version="1.0" encoding="utf-8"?>
<ResolveRecipients xmlns="ResolveRecipients:">
  <Status>1</Status>
  <Response>
    <To>Testers</To>
    <Status>1</Status>
    <RecipientCount>2</RecipientCount>
    <Recipient>
      <Type>1</Type>
      <DisplayName>Testers</DisplayName>
      <EmailAddress>testers@example.com</EmailAddress>
      <Certificates>
        <Status>1</Status>
        <CertificateCount>2</CertificateCount>
        <RecipientCount>3</RecipientCount>
        <MiniCertificate>AAAAAEfXfBA=</MiniCertificate>
      </Certificates>
    </Recipient>
    <Recipient>
      ...
    </Recipient>
  </Response>
</ResolveRecipients>

```

4.14.3 Response for a Contact Entry

The following example shows a response for a contact entry. The value of the `<Type>` element indicates that the recipient is a contact entry.

```

<Response>
  <To>Contact</To>
  <Status>1</Status>
  <RecipientCount>1</RecipientCount>
  <Recipient>
    <Type>2</Type>
    <DisplayName>John Smith</DisplayName>
    <EmailAddress>jsmith@example.com</EmailAddress>
  </Recipient>
</Response>

```

4.14.4 Retrieving Free/Busy Data By Using the ResolveRecipients Command

The following examples show a sample request and response in which the free/busy data for two users and two distribution lists are retrieved.

4.14.4.1 Request to Retrieve Free/Busy Data

The following example shows the request used to resolve two recipients and two distribution lists and retrieve their free/busy information for a two day period.

```
<?xml version="1.0" encoding="utf-8"?>
<ResolveRecipients xmlns="ResolveRecipients:">
  <To>all@contoso.com</To>
  <To>ryan@contoso.com</To>
  <To>Tom</To>
  <To>myPersonalDistributionList</To>
  <Options>
    <MaxAmbiguousRecipients>2</MaxAmbiguousRecipients>
    <Availability>
      <StartTime>2008-12-01T08:00:00.000Z</StartTime>
      <EndTime>2008-12-03T08:00:00.000Z</EndTime>
    </Availability>
  </Options>
</ResolveRecipients>
```

4.14.4.2 Response with MergedFreeBusy Data

The following example shows the **ResolveRecipients** response issued for the request in section [4.14.4.1](#).

As shown in the example, the free/busy data for the all@contoso.com distribution list could not be retrieved and <Status> value 162 was returned. The free/busy data for Ryan Calafato was returned successfully. Two ambiguous recipient suggestions were returned for "Tom", neither of which contain the <Availability> element, as it is returned only when an exact match is found. And, the personal distribution list returned a variety of successful and non-successful queries.

```
<?xml version="1.0" encoding="utf-8"?>
<ResolveRecipients xmlns="ResolveRecipients:">
  <Status>1</Status>
  <Response>
    <To>all@contoso.com</To>
    <Status>1</Status>
    <RecipientCount>1</RecipientCount>
    <Recipient>
      <Type>1</Type>
      <DisplayName>All Contoso Full Time Employees</DisplayName>
      <EmailAddress>all@contoso.com</EmailAddress>
      <Availability>
        <Status>162</Status>
      </Availability>
    </Recipient>
  </Response>
  <Response>
    <To>ryan@contoso.com</To>
    <Status>1</Status>
```


[illegible]

```

    <Availability>
      <Status>162</Status>
    </Availability>
  </Recipient>
</Response>
</ResolveRecipients>

```

4.15 Using the Supported Element and Ghosted Elements in the Sync Command

This section provides sample messages related to ghosted contact elements and use of the `<Supported>` element. Many elements in the Contact and Calendar class can be ghosted, as specified in [\[MS-ASCNTC\]](#) and [\[MS-ASCAL\]](#). When a property is ghosted, its value is retained on the server even when the client sends a **Sync** request with a `<Change>` block for only a subset of the class elements. Values for non-ghosted elements are deleted from the server if a value is not specified in the **Sync** request `<Change>` block.

The `<Supported>` element is included in **Sync** command requests to inform the server that the client is only keeping track of the elements included as children of the `<Supported>` element and is not tracking the values of the rest of the class elements.

The example in this section shows the communication between the client and server when the `<Supported>` element is used, when the client makes changes to the `<Supported>` elements, and when the server makes changes to the Contacts class.

4.15.1 Initial Folder Sync

The following examples show the initial **FolderSync** command request and response. The **FolderSync** request uses a `<SyncKey>` value of "0" to indicate an initial synchronization. The **FolderSync** response includes information to populate the user folders on the client device: the folder `<DisplayName>` values, `<ServerId>` values, parent folder (`<ParentId>`) values, and folder `<Type>` values.

4.15.1.1 Request

```

POST /Microsoft-Server-
ActiveSync?Cmd=FolderSync&User=deviceuser&DeviceId=v140Device&DeviceType=PPC HTTP/1.1
Content-Type: application/vnd.ms-sync.wbxml
MS-ASProtocolVersion: 14.0
User-Agent: ASQM
Host: contoso.com
Content-Length: 13
Cache-Control: no-cache
Authorization: Basic YXJocnB6LWRvbVxzLmJvbGxlczpKJHAXdGVy

<?xml version="1.0" encoding="utf-8"?>
<FolderSync xmlns="FolderHierarchy:">
  <SyncKey>0</SyncKey>
</FolderSync>

```

4.15.1.2 Response

```

HTTP/1.1 200 OK
Content-Type: application/vnd.ms-sync.wbxml

```

X-MS-RP: 2.0,2.1,2.5,12.0,12.1,14.0
MS-ASProtocolVersions: 2.0,2.1,2.5,12.0,12.1,14.0
MS-ASProtocolCommands:
Sync, SendMail, SmartForward, SmartReply, GetAttachment, GetHierarchy, CreateCollection, DeleteCollection, MoveCollection, FolderSync, FolderCreate, FolderDelete, FolderUpdate, MoveItems, GetItemEstimate, MeetingResponse, Search, Settings, Ping, ItemOperations, Provision, ResolveRecipients, ValidateCert
Date: Wed, 01 Apr 2009 06:33:13 GMT
Content-Length: 346

```
<?xml version="1.0" encoding="utf-8"?><FolderSync xmlns="FolderHierarchy:">
  <Status>1</Status>
  <SyncKey>1</SyncKey>
  <Changes>
    <Count>11</Count>
    <Add>
      <ServerId>1</ServerId>
      <ParentId>0</ParentId>
      <DisplayName>Calendar</DisplayName>
      <Type>8</Type>
    </Add>
    <Add>
      <ServerId>2</ServerId>
      <ParentId>0</ParentId>
      <DisplayName>Contacts</DisplayName>
      <Type>9</Type>
    </Add>
    <Add>
      <ServerId>3</ServerId>
      <ParentId>0</ParentId>
      <DisplayName>Deleted Items</DisplayName>
      <Type>4</Type>
    </Add>
    <Add>
      <ServerId>4</ServerId>
      <ParentId>0</ParentId>
      <DisplayName>Drafts</DisplayName>
      <Type>3</Type>
    </Add>
    <Add>
      <ServerId>5</ServerId>
      <ParentId>0</ParentId>
      <DisplayName>Inbox</DisplayName>
      <Type>2</Type>
    </Add>
    <Add>
      <ServerId>6</ServerId>
      <ParentId>0</ParentId>
      <DisplayName>Journal</DisplayName>
      <Type>11</Type>
    </Add>
    <Add>
      <ServerId>7</ServerId>
      <ParentId>0</ParentId>
      <DisplayName>Junk E-Mail</DisplayName>
      <Type>12</Type>
    </Add>
    <Add>
      <ServerId>8</ServerId>
```

```

    <ParentId>0</ParentId>
    <DisplayName>Notes</DisplayName>
    <Type>10</Type>
  </Add>
  <Add>
    <ServerId>9</ServerId>
    <ParentId>0</ParentId>
    <DisplayName>Outbox</DisplayName>
    <Type>6</Type>
  </Add>
  <Add>
    <ServerId>10</ServerId>
    <ParentId>0</ParentId>
    <DisplayName>Sent Items</DisplayName>
    <Type>5</Type>
  </Add>
  <Add>
    <ServerId>11</ServerId>
    <ParentId>0</ParentId>
    <DisplayName>Tasks</DisplayName>
    <Type>7</Type>
  </Add>
</Changes>
</FolderSync>

```

Note that although the `GetHierarchy`, `CreateCollection`, `DeleteCollection`, and `MoveCollection` commands are returned in the `MS-ASProtocolCommands` header, they are unsupported commands.

4.15.2 Sync Command

The following examples show the initial **Sync** command request and response. The `<Supported>` element is included in the request with two child elements, `<JobTitle>` and `<Department>`, to indicate to the server that these two elements are being tracked by the client. Note that the `<SyncKey>` value is set to "0" when the `<Supported>` element is included in the request.

The **Sync** command response indicates that the **Sync** request was processed successfully.

4.15.2.1 Request

```

POST /Microsoft-Server-ActiveSync?Cmd=Sync&User=deviceuser&DeviceId=v140Device&DeviceType=PPC
HTTP/1.1
Content-Type: application/vnd.ms-sync.wbxml
MS-ASProtocolVersion: 14.0
User-Agent: ASOM
Host: exh-b-252
Content-Length: 20
Cache-Control: no-cache
Authorization: Basic YXJocnB6LWRvbVxzLmJvbGxlczpKJHAdGVy

<?xml version="1.0" encoding="utf-8"?>
<Sync xmlns="AirSync:" xmlns:A1="POOMCONTACTS:">
  <Collections>
    <Collection>
      <SyncKey>0</SyncKey>
      <CollectionId>2</CollectionId>
      <Supported>
        <A1:JobTitle/>

```

```

        <A1:Department/>>
    </Supported>
</Collection>
</Collections>
</Sync>

```

4.15.2.2 Response

```

HTTP/1.1 200 OK
Content-Type: application/vnd.ms-sync.wbxml
Date: Wed, 01 Apr 2009 06:35:02 GMT
Content-Length: 33

<?xml version="1.0" encoding="utf-8"?><Sync xmlns="AirSync:">
  <Collections>
    <Collection>
      <SyncKey>878266863</SyncKey>
      <CollectionId>2</CollectionId>
      <Status>1</Status>
    </Collection>
  </Collections>
</Sync>

```

4.15.3 Sync Contacts

The following examples show the **Sync** command request and response for the Contacts class. The request includes the `<CollectionId>` value of "2", which corresponds to the contacts folder as created in section [4.15.1.2](#).

The **Sync** command response indicates that the **Sync** request was processed successfully.

4.15.3.1 Request

```

POST /Microsoft-Server-ActiveSync?Cmd=Sync&User=deviceuser&DeviceId=v140Device&DeviceType=PPC
HTTP/1.1
Content-Type: application/vnd.ms-sync.wbxml
MS-ASProtocolVersion: 14.0
User-Agent: ASOM
Host: exh-b-252
Content-Length: 20
Cache-Control: no-cache
Authorization: Basic YXJocnB6LWRvbVxzLmJvbGxlczpKJHAxdGVy

<?xml version="1.0" encoding="utf-8"?>
<Sync xmlns="AirSync:" xmlns:A1="POOMCONTACTS:">
  <Collections>
    <Collection>
      <SyncKey>878266863</SyncKey>
      <CollectionId>2</CollectionId>
      <DeletesAsMoves/>>
      <GetChanges/>>
    </Collection>
  </Collections>
</Sync>

```

4.15.3.2 Response

HTTP/1.1 200 OK

Content-Type: application/vnd.ms-sync.wbxml

Date: Wed, 01 Apr 2009 06:38:34 GMT

Content-Length: 448

```
<?xml version="1.0" encoding="utf-8"?><Sync xmlns:A1="POOMCONTACTS:"
xmlns:A12="POOMCONTACTS2:" xmlns:A17="AirSyncBase:" xmlns="AirSync:">
  <Collections>
    <Collection>
      <SyncKey>619052475</SyncKey>
      <CollectionId>2</CollectionId>
      <Status>1</Status>
      <Commands>
        <Add>
          <ServerId>2:1</ServerId>
          <ApplicationData>
            <A17:Body>
              <A17:Type>1</A17:Type>
              <A17:EstimatedDataSize>0</A17:EstimatedDataSize>
              <A17:Truncated>1</A17:Truncated>
            </A17:Body>
            <A1:WebPage>http://contoso.com</A1:WebPage>
            <A1:BusinessCountry>USA</A1:BusinessCountry>
            <A1:Department>Executive</A1:Department>
            <A1:EmailAddress>"president@contoso.com"
            &lt;president@contoso.com&gt;</A1:EmailAddress>
            <A1:FileAs>Hassall, Mark</A1:FileAs>
            <A1:FirstName>Mark</A1:FirstName>
            <A1:HomeCity>Seattle</A1:HomeCity>
            <A1:HomeCountry>USA</A1:HomeCountry>
            <A1:HomePhoneNumber>(206) 555-0100</A1:HomePhoneNumber>
            <A1:HomePostalCode>98000</A1:HomePostalCode>
            <A1:HomeState>WA</A1:HomeState>
            <A1:HomeStreet>234 Main Street</A1:HomeStreet>
            <A1:BusinessCity>Seattle</A1:BusinessCity>
            <A1:MiddleName>I</A1:MiddleName>
            <A1:MobilePhoneNumber>(206) 555-0101</A1:MobilePhoneNumber>
            <A1:CompanyName>Contoso Inc.</A1:CompanyName>
            <A1:BusinessPostalCode>98000</A1:BusinessPostalCode>
            <A1:AssistantName>Andy Jacobs</A1:AssistantName>
            <A1:AssistantTelephoneNumber>(206) 555-0102</A1:AssistantTelephoneNumber>
            <A1:LastName>Hassall</A1:LastName>
            <A1:BusinessState>WA</A1:BusinessState>
            <A1:BusinessStreet>123 Main Street</A1:BusinessStreet>
            <A1:BusinessPhoneNumber>(206) 555-0103</A1:BusinessPhoneNumber>
            <A1:JobTitle>President</A1:JobTitle>
            <A1:OfficeLocation>TopFloor</A1:OfficeLocation>
            <A12:ManagerName>Roya Asbari</A12:ManagerName>
            <A17:NativeBodyType>1</A17:NativeBodyType>
          </ApplicationData>
        </Add>
      </Commands>
    </Collection>
  </Collections>
</Sync>
```

4.15.4 Sync Client Changes

The following example shows the **Sync** command request and response when the client updates the values for the <JobTitle> and <Department> elements. Because all the other contact properties are ghosted, they are not deleted when server processes this request.

The **Sync** command response indicates that the **Sync** request was processed successfully.

4.15.4.1 Request

```
POST /Microsoft-Server-ActiveSync?Cmd=Sync&User=deviceuser&DeviceId=v140Device&DeviceType=PPC
HTTP/1.1
Content-Type: application/vnd.ms-sync.wbxml
MS-ASProtocolVersion: 14.0
User-Agent: ASOM
Host: contoso.com
Content-Length: 20
Cache-Control: no-cache
Authorization: Basic YXJocnB6LWRvbVxzLmJvbGxlczpKJHAXdGVy

<?xml version="1.0" encoding="utf-8"?>
<Sync xmlns="AirSync:" xmlns:A1="POOMCONTACTS:">
  <Collections>
    <Collection>
      <SyncKey>619052475</SyncKey>
      <CollectionId>2</CollectionId>
      <Commands>
        <Change>
          <ServerId>2:1</ServerId>
          <ApplicationData>
            <A1:JobTitle>Sales Manager</A1:JobTitle>
            <A1:Department>Marketing</A1:Department>
          </ApplicationData>
        </Change>
      </Commands>
    </Collection>
  </Collections>
</Sync>
```

4.15.4.2 Response

```
HTTP/1.1 200 OK
Content-Type: application/vnd.ms-sync.wbxml
Date: Wed, 01 Apr 2009 06:51:02 GMT
Content-Length: 33

<?xml version="1.0" encoding="utf-8"?><Sync xmlns="AirSync:">
  <Collections>
    <Collection>
      <SyncKey>716498022</SyncKey>
      <CollectionId>2</CollectionId>
      <Status>1</Status>
    </Collection>
  </Collections>
</Sync>
```

4.15.5 Sync Server Changes

The following **Sync** command request and response show the **Sync** command request and response when the <Manager> value is changed and the <AssistantName> value is deleted on the server.

4.15.5.1 Request

```
POST /Microsoft-Server-ActiveSync?Cmd=Sync&User=deviceuser&DeviceId=v140Device&DeviceType=PPC
HTTP/1.1
Content-Type: application/vnd.ms-sync.wbxml
MS-ASProtocolVersion: 14.0
User-Agent: ASOM
Host: exh-b-252
Content-Length: 20
Cache-Control: no-cache
Authorization: Basic YXJocnB6LWRvbVxzLmJvbGxlc2pKJHAxdGVy

<?xml version="1.0" encoding="utf-8"?>
<Sync xmlns="AirSync:" xmlns:A1="POOMCONTACTS:">
  <Collections>
    <Collection>
      <SyncKey>716498022</SyncKey>
      <CollectionId>2</CollectionId>
      <DeletesAsMoves/>
      <GetChanges/>
    </Collection>
  </Collections>
</Sync>
```

4.15.5.2 Response

```
HTTP/1.1 200 OK
Content-Type: application/vnd.ms-sync.wbxml
Date: Wed, 01 Apr 2009 06:55:21 GMT
Content-Length: 424

<?xml version="1.0" encoding="utf-8"?><Sync xmlns:A1="POOMCONTACTS:" xmlns:A17="AirSyncBase:"
xmlns="AirSync:">
  <Collections>
    <Collection>
      <SyncKey>103384063</SyncKey>
      <CollectionId>2</CollectionId>
      <Status>1</Status>
      <Commands>
        <Change>
          <ServerId>2:1</ServerId>
          <ApplicationData>
            <A17:Body>
              <A17:Type>1</A17:Type>
              <A17:EstimatedDataSize>0</A17:EstimatedDataSize>
              <A17:Truncated>1</A17:Truncated>
            </A17:Body>
            <A1:WebPage>http://contoso.com</A1:WebPage>
            <A1:BusinessCountry>USA</A1:BusinessCountry>
            <A1:Department>Marketing</A1:Department>
            <A1:EmaillAddress>"president@contoso.com"
            &lt;president@contoso.com&gt;</A1:EmaillAddress>
```



```

    <A1:FileAs>Hassall, Mark</A1:FileAs>
    <A1:FirstName>Mark</A1:FirstName>
    <A1:HomeCity>Seattle</A1:HomeCity>
    <A1:HomeCountry>USA</A1:HomeCountry>
    <A1:HomePhoneNumber>(206) 555-0100</A1:HomePhoneNumber>
    <A1:HomePostalCode>98000</A1:HomePostalCode>
    <A1:HomeState>WA</A1:HomeState>
    <A1:HomeStreet>234 Main Street</A1:HomeStreet>
    <A1:BusinessCity>Seattle</A1:BusinessCity>
    <A1:MiddleName>I</A1:MiddleName>
    <A1:MobilePhoneNumber>(206) 555-0101</A1:MobilePhoneNumber>
    <A1:CompanyName>Contoso Inc.</A1:CompanyName>
    <A1:BusinessPostalCode>98000</A1:BusinessPostalCode>
    <A1:AssistantTelephoneNumber>(206) 555-0102</A1:AssistantTelephoneNumber>
    <A1:LastName>Hassall</A1:LastName>
    <A1:BusinessState>WA</A1:BusinessState>
    <A1:BusinessStreet>123 Main Street</A1:BusinessStreet>
    <A1:BusinessPhoneNumber>(206) 555-0103</A1:BusinessPhoneNumber>
    <A1:JobTitle>Sales Manager</A1:JobTitle>
    <A1:OfficeLocation>TopFloor</A1:OfficeLocation>
    <A12:ManagerName>Carole Poland</A12:ManagerName>
    <A17:NativeBodyType>1</A17:NativeBodyType>
  </ApplicationData>
</Change>
</Commands>
</Collection>
</Collections>
</Sync>

```

4.16 Respond to Meeting Requests by Using the MeetingResponse Command

The following example shows how to respond to an exception or single instance of a recurring meeting by using the **MeetingResponse** command and the <InstanceId> element.

4.16.1 Request

The request from the client identifies two instances of recurring meetings that the client is responding to. Note that the first meeting is identified using the <CollectionId>, <RequestId>, and <InstanceId> elements, while the second meeting is identified using the <LongId> and <InstanceId> elements.

```

POST /Microsoft-Server-
ActiveSync?Cmd=MeetingResponse&DeviceId=UniquePPC141&DeviceType=PocketPC
Content-Type: application/vnd.ms-sync.wbxml
MS-ASProtocolVersion: 14.1

<?xml version="1.0" encoding="utf-8"?>
<MeetingResponse xmlns="MeetingResponse:">
  <Request>
    <UserResponse>2</UserResponse>
    <CollectionId>19</CollectionId>
    <RequestId>19:39</RequestId>
    <InstanceId>20090907T07:00:00.000Z</InstanceId>
  </Request>
  <Request>
    <UserResponse>1</UserResponse>

```

```

        <Search::LongId>RgAAAju... ..ALS8pQAARL</Search::LongId>
        <InstanceId>20091210T17:30:00.000Z</InstanceId>
    </Request>
</MeetingResponse>

```

4.16.2 Response

The response from the server includes the <RequestId> element that was included in the request message, as well as the <CalendarId> element. The response message is the same whether the <InstanceId> element is included in the request or not.

```

HTTP/1.1 200 OK
Content-Type: application/vnd.ms-sync.wbxml
Date: Fri, 02 Oct 2009 01:50:31 GMT
Content-Length: 31

<?xml version="1.0" encoding="utf-8"?>
<MeetingResponse xmlns="MeetingResponse:">
    <Result>
        <RequestId>19:39</RequestId>
        <Status>1</Status>
        <CalendarId>19:43</CalendarId>
    </Result>
    <Result>
        <Search::LongId>RgAAAju... ..ALS8pQAARL</Search::LongId>
        <Status>1</Status>
        <CalendarId>19:47</CalendarId>
    </Result>
</MeetingResponse>

```

4.17 Creating Folders by Using the FolderCreate Command

The following examples show how to create a folder using the **FolderCreate** command.

4.17.1 Request

The following example shows a **FolderCreate** command request sent from the client to the server. The <SyncKey> element in the request is set to 1, which is the <SyncKey> value returned in the last **FolderSync** response (section [4.3.2](#)). The <ParentId> element specifies that this is a child of the Inbox folder, the <Type> element specifies that this is an e-mail folder, and the <DisplayName> element identifies the friendly name of the folder as "NewFolder".

```

POST /Microsoft-Server-ActiveSync?Cmd=FolderCreate&User=testuser1&DeviceId=1&DeviceType=SmartPhone HTTP/1.1
Content-Type: application/vnd.ms-sync.wbxml
MS-ASProtocolVersion: 14.1
User-Agent: ASOM
Host: contoso.com

<?xml version="1.0" encoding="utf-8"?>
<FolderCreate xmlns="FolderHierarchy:">
    <SyncKey>1</SyncKey>
    <ParentId>5</ParentId>

```

```

    <DisplayName>NewFolder</DisplayName>
    <Type>12</Type>
  </FolderCreate>

```

4.17.2 Response

The following example shows the **FolderCreate** command response sent from the server to the client. A <Status> value of 1 is returned to indicate that the new folder creation was successful. The <SyncKey> value has been incremented in the response, and this value should be used in the next **FolderSync**, **FolderCreate**, **FolderDelete**, or **FolderUpdate** request. The <ServerId> value identifies the ID of the new folder.

```

HTTP/1.1 200 OK
Content-Type: application/vnd.ms-sync.wbxml
Date: Tue, 23 Feb 2010 20:54:14 GMT
Content-Length: 24

<?xml version="1.0" encoding="utf-8"?>
<FolderCreate xmlns:A0="AirSync:" xmlns:A1="POOMCONTACTS:" xmlns:A2="POOMMAIL:"
xmlns:A3="AirNotify:" xmlns:A4="POOMCAL:" xmlns:A5="Move:" xmlns:A6="GetItemEstimate:"
xmlns:A8="MeetingResponse:" xmlns:A9="POOMTASKS:" xmlns:A10="ResolveRecipients:"
xmlns:A11="ValidateCert:" xmlns:A12="POOMCONTACTS2:" xmlns:A13="Ping:" xmlns:A14="Provision:"
xmlns:A15="Search:" xmlns:A16="Gal:" xmlns:A17="AirSyncBase:" xmlns:A18="Settings:"
xmlns:A19="DocumentLibrary:" xmlns:A20="ItemOperations:" xmlns:A21="ComposeMail:"
xmlns:A22="POOMMAIL2:" xmlns:A23="Notes:" xmlns:A24="RightsManagement:"
xmlns="FolderHierarchy:">
  <Status>1</Status>
  <SyncKey>2</SyncKey>
  <ServerId>13</ServerId>
</FolderCreate>

```

4.18 Deleting Folders by Using the FolderDelete Command

The following examples show how to delete a folder using the **FolderDelete** command.

4.18.1 Request

The following example shows how a **FolderDelete** command is used to delete a folder. The <SyncKey> element in the request is set to 2, which is the <SyncKey> value returned in the last **FolderCreate** response (section [4.17.2](#)). The <ServerId> value identifies which folder to delete.

```

POST /Microsoft-Server-
ActiveSync?Cmd=FolderDelete&User=testuser1&DeviceId=1&DeviceType=SmartPhone HTTP/1.1
Content-Type: application/vnd.ms-sync.wbxml
MS-ASProtocolVersion: 14.1
User-Agent: ASOM
Host: contoso.com

<?xml version="1.0" encoding="utf-8"?>
<FolderDelete xmlns="FolderHierarchy:">
  <SyncKey>2</SyncKey>
  <ServerId>13</ServerId>
</FolderDelete>

```

4.18.2 Response

The following example shows the **FolderDelete** response. A <Status> value of 1 is returned to indicate that the folder deletion was successful. The <SyncKey> value has been incremented in the response, and this value should be used in the next **FolderSync**, **FolderCreate**, **FolderDelete**, or **FolderUpdate** request.

```
HTTP/1.1 200 OK
Content-Type: application/vnd.ms-sync.wbxml
Date: Tue, 23 Feb 2010 22:31:15 GMT
Content-Length: 18

<?xml version="1.0" encoding="utf-8"?>
<FolderDelete xmlns:A0="AirSync:" xmlns:A1="POOMCONTACTS:" xmlns:A2="POOMMAIL:"
xmlns:A3="AirNotify:" xmlns:A4="POOMCAL:" xmlns:A5="Move:" xmlns:A6="GetItemEstimate:"
xmlns:A8="MeetingResponse:" xmlns:A9="POOMTASKS:" xmlns:A10="ResolveRecipients:"
xmlns:A11="ValidateCert:" xmlns:A12="POOMCONTACTS2:" xmlns:A13="Ping:" xmlns:A14="Provision:"
xmlns:A15="Search:" xmlns:A16="Gal:" xmlns:A17="AirSyncBase:" xmlns:A18="Settings:"
xmlns:A19="DocumentLibrary:" xmlns:A20="ItemOperations:" xmlns:A21="ComposeMail:"
xmlns:A22="POOMMAIL2:" xmlns:A23="Notes:" xmlns:A24="RightsManagement:"
xmlns="FolderHierarchy:">
  <Status>1</Status>
  <SyncKey>3</SyncKey>
</FolderDelete>
```

4.19 Updating Folders by Using the FolderUpdate Command

The following examples show how to update a folder by using the **FolderUpdate** command.

4.19.1 Request

The following example shows how a **FolderUpdate** command request is used to update a folder. This request is changing the <DisplayName> of the folder to "NewName". The <SyncKey> element in the request is set to 3, which is the <SyncKey> value returned in the last **FolderSync** response (section 4.18.2). The <ServerId> identifies the ID of the folder whose name is being updated, and the <ParentID> identifies the ID of the parent folder.

```
POST /Microsoft-Server-
ActiveSync?Cmd=FolderUpdate&User=testuser1&DeviceId=1&DeviceType=SmartPhone HTTP/1.1
Content-Type: application/vnd.ms-sync.wbxml
MS-ASProtocolVersion: 14.1
User-Agent: ASOM
Host: contoso.com

<?xml version="1.0" encoding="utf-8"?>
<FolderUpdate xmlns="FolderHierarchy:">
  <SyncKey>3</SyncKey>
  <ServerId>14</ServerId>
  <ParentId>5</ParentId>
  <DisplayName>NewName</DisplayName>
</FolderUpdate>
```

4.19.2 Response

The following example shows the **FolderUpdate** command response. A <Status> value of 1 is returned to indicate that the folder update was successful. The <SyncKey> value has been incremented in the response, and this value should be used in the next **FolderSync**, **FolderCreate**, **FolderDelete**, or **FolderUpdate** request.

```
HTTP/1.1 200 OK
Content-Type: application/vnd.ms-sync.wbxml
X-MS-MV: 14.1.31
Date: Wed, 24 Feb 2010 15:48:48 GMT
Content-Length: 18

<?xml version="1.0" encoding="utf-8"?>
<FolderUpdate xmlns:A0="AirSync:" xmlns:A1="POOMCONTACTS:" xmlns:A2="POOMMAIL:"
xmlns:A3="AirNotify:" xmlns:A4="POOMCAL:" xmlns:A5="Move:" xmlns:A6="GetItemEstimate:"
xmlns:A8="MeetingResponse:" xmlns:A9="POOMTASKS:" xmlns:A10="ResolveRecipients:"
xmlns:A11="ValidateCert:" xmlns:A12="POOMCONTACTS2:" xmlns:A13="Ping:" xmlns:A14="Provision:"
xmlns:A15="Search:" xmlns:A16="Gal:" xmlns:A17="AirSyncBase:" xmlns:A18="Settings:"
xmlns:A19="DocumentLibrary:" xmlns:A20="ItemOperations:" xmlns:A21="ComposeMail:"
xmlns:A22="POOMMAIL2:" xmlns:A23="Notes:" xmlns:A24="RightsManagement:"
xmlns="FolderHierarchy:">
  <Status>1</Status>
  <SyncKey>4</SyncKey>
</FolderUpdate>
```

4.20 Retrieving Item Estimates by Using the GetItemEstimate Command

The following examples show how to retrieve the number of items in a folder that require synchronization by using the **GetItemEstimate** command.

4.20.1 Request

The following example shows how the **GetItemEstimate** command request is used to retrieve the number of items in a folder that require synchronization. The <SyncKey> element in the request is set to the value returned by the last **Sync** command response. The <CollectionId> identifies the folder to query, and the <Options> elements specify any time filters or specific content class items to retrieve.

```
POST /Microsoft-Server-
ActiveSync?Cmd=GetItemEstimate&User=testuser1&DeviceId=1&DeviceType=SmartPhone HTTP/1.1
Content-Type: application/vnd.ms-sync.wbxml
MS-ASProtocolVersion: 14.1
User-Agent: ASOM
Host: contoso.com
Content-Length: 50
Cache-Control: no-cache
Authorization: Basic bWltaxRlc3QxOlBANTV3MHJkIQ==

<?xml version="1.0" encoding="utf-8"?>
<GetItemEstimate xmlns="GetItemEstimate:" xmlns:A="AirSync:">
  <Collections>
    <Collection>
      <A:SyncKey>785971245</A:SyncKey>
      <CollectionId>5</CollectionId>
      <A:Options>
        <A:FilterType>0</A:FilterType>
```

```

        <A:Class>SMS</A:Class>
    </A:Options>
</Collection>
</Collections>
</GetItemEstimate>

```

4.20.2 Response

The following example shows the **GetItemEstimate** command response. A <Status> value of 1 is returned to indicate that the **GetItemEstimate** request was completed successfully. The <CollectionId> element identifies the folder that was queried, and the <Estimate> element specifies the number of items that require synchronization in the folder.

```

HTTP/1.1 200 OK
Content-Type: application/vnd.ms-sync.wbxml
Date: Thu, 01 Apr 2010 17:18:15 GMT
Content-Length: 27

<?xml version="1.0" encoding="utf-8"?>
<GetItemEstimate xmlns:A0="AirSync:" xmlns:A1="POOMCONTACTS:" xmlns:A2="POOMMAIL:"
xmlns:A3="AirNotify:" xmlns:A4="POOMCAL:" xmlns:A5="Move:" xmlns:A7="FolderHierarchy:"
xmlns:A8="MeetingResponse:" xmlns:A9="POOMTASKS:" xmlns:A10="ResolveRecipients"
xmlns:A11="ValidateCert:" xmlns:A12="POOMCONTACTS2:" xmlns:A13="Ping:" xmlns:A14="Provision:"
xmlns:A15="Search:" xmlns:A16="Gal:" xmlns:A17="AirSyncBase:" xmlns:A18="Settings:"
xmlns:A19="DocumentLibrary:" xmlns:A20="ItemOperations:" xmlns:A21="ComposeMail:"
xmlns:A22="POOMMAIL2:" xmlns:A23="Notes:" xmlns="GetItemEstimate:">
  <Response>
    <Status>1</Status>
    <Collection>
      <CollectionId>5</CollectionId>
      <Estimate>1</Estimate>
    </Collection>
  </Response>
</GetItemEstimate>

```

4.21 Move Items to Another Folder by Using the MoveItems Command

The following examples show how to move items to another folder by using the **MoveItems** command.

4.21.1 Request

The following example shows how a **MoveItems** command request is used to move an item from one folder to another. The <SrcMsgId> element identifies the item to move. The <SrcFldId> element identifies the folder ID of the folder that currently contains the item, and the <DstFldId> element identifies the destination folder.

```

POST /Microsoft-Server-
ActiveSync?Cmd=MoveItems&User=testuser1&DeviceId=1&DeviceType=SmartPhone HTTP/1.1
Content-Type: application/vnd.ms-sync.wbxml
MS-ASProtocolVersion: 14.1
User-Agent: ASOM
Host: contoso.com
Content-Length: 28

```

Authorization: Basic bWltaxRlc3QyOlBANTV3MHJkIQ==

```
<?xml version="1.0" encoding="utf-8"?>
<Moves xmlns:A0="AirSync:" xmlns:A1="POOMCONTACTS:" xmlns:A2="POOMMAIL:"
xmlns:A3="AirNotify:" xmlns:A4="POOMCAL:" xmlns:A6="GetItemEstimate:"
xmlns:A7="FolderHierarchy:" xmlns:A8="MeetingResponse:" xmlns:A9="POOMTASKS:"
xmlns:A10="ResolveRecipients:" xmlns:A11="ValidateCert:" xmlns:A12="POOMCONTACTS2:"
xmlns:A13="Ping:" xmlns:A14="Provision:" xmlns:A15="Search:" xmlns:A16="Gal:"
xmlns:A17="AirSyncBase:" xmlns:A18="Settings:" xmlns:A19="DocumentLibrary:" xmlns="Move:">
  <Move>
    <SrcMsgId>5:1</SrcMsgId>
    <SrcFldId>5</SrcFldId>
    <DstFldId>14</DstFldId>
  </Move>
</Moves>
```

4.21.2 Response

The following example shows the **MoveItems** command response. A <Status> value of 3 is returned to indicate that the move operation was successful. The <SrcMsgId> element identifies the original ID of the item to move, and the <DstMsgId> element identifies the new ID of the item that was moved.

```
HTTP/1.1 200 OK
Content-Type: application/vnd.ms-sync.wbxml
X-MS-MV: 14.1.31
Date: Wed, 24 Feb 2010 17:32:53 GMT
Content-Length: 30

<?xml version="1.0" encoding="utf-8"?>
<Moves xmlns:A0="AirSync:" xmlns:A1="POOMCONTACTS:" xmlns:A2="POOMMAIL:"
xmlns:A3="AirNotify:" xmlns:A4="POOMCAL:" xmlns:A6="GetItemEstimate:"
xmlns:A7="FolderHierarchy:" xmlns:A8="MeetingResponse:" xmlns:A9="POOMTASKS:"
xmlns:A10="ResolveRecipients:" xmlns:A11="ValidateCert:" xmlns:A12="POOMCONTACTS2:"
xmlns:A13="Ping:" xmlns:A14="Provision:" xmlns:A15="Search:" xmlns:A16="Gal:"
xmlns:A17="AirSyncBase:" xmlns:A18="Settings:" xmlns:A19="DocumentLibrary:"
xmlns:A20="ItemOperations:" xmlns:A21="ComposeMail:" xmlns:A22="POOMMAIL2:"
xmlns:A23="Notes:" xmlns="Move:">
  <Response>
    <SrcMsgId>5:1</SrcMsgId>
    <Status>3</Status>
    <DstMsgId>14:1</DstMsgId>
  </Response>
</Moves>
```

4.22 Reply to E-Mail Messages by Using the SmartReply Command

The following examples show how to reply to e-mail messages by using the **SmartReply** command.

4.22.1 Request

The following example shows how to reply to an e-mail message by using the **SmartReply** command request. The <ClientId> specifies the unique message ID of the reply message to be sent. The <SaveInSentItems> element indicates to the server that a copy of the message is placed in the Sent Items folder. The <FolderId> element identifies the folder that contains the message that is

being responded to, the <ItemId> element identifies the message being responded to, and the <Mime> element contains the message contents of the reply message.

```
POST /Microsoft-Server-ActiveSync?Cmd=SmartReply&User=testuser1&DeviceId=1&DeviceType=SmartPhone HTTP/1.1
Content-Type: application/vnd.ms-sync.wbxml
MS-ASProtocolVersion: 14.0
User-Agent: ASOM
Host: contoso.com

<?xml version="1.0" encoding="utf-8"?>
<SmartReply xmlns:A0="AirSync:" xmlns:A1="POOMCONTACTS:" xmlns:A2="POOMMAIL:"
xmlns:A3="AirNotify:" xmlns:A4="POOMCAL:" xmlns:A5="Move:" xmlns:A6="GetItemEstimate:"
xmlns:A7="FolderHierarchy:" xmlns:A8="MeetingResponse:" xmlns:A9="POOMTASKS:"
xmlns:A10="ResolveRecipients:" xmlns:A11="ValidateCert:" xmlns:A12="POOMCONTACTS2:"
xmlns:A13="Ping:" xmlns:A14="Provision:" xmlns:A15="Search:" xmlns:A16="Gal:"
xmlns:A17="AirSyncBase:" xmlns:A18="Settings:" xmlns:A19="DocumentLibrary:"
xmlns:A20="ItemOperations:" xmlns="ComposeMail:">
  <ClientId>d7b99822-685a-4a40-8dfb-87a114926986</ClientId>
  <SaveInSentItems />
  <Source>
    <FolderId>5</FolderId>
    <ItemId>5:10</ItemId>
  </Source>
  <Mime>From: testuser1
To: "Test User 2" &lt;testuser2@contoso.com>
Cc:
Bcc:
Subject: RE: Lunch
MIME-Version: 1.0
Content-Type: text/plain; charset="iso-8859-1"
Content-Transfer-Encoding: 7bit
X-MimeOLE: Produced By Microsoft MimeOLE V6.00.2900.3350
This is the body of the smart reply message.</Mime>
</SmartReply>
```

4.22.2 Response

The following example shows the successful **SmartReply** command response. As specified in section [2.2.1.18.2](#), a successful **SmartReply** response contains no XML content.

```
HTTP/1.1 200 OK
Date: Wed, 22 Feb 2010 18:19:26 GMT
Content-Length: 0
```

4.23 Validate Certificates by Using the ValidateCert Command

The following examples show how to validate certificates by using the **ValidateCert** command.

4.23.1 Request

The following example shows how the **ValidateCert** command request is used to validate certificates. The <CertificateChain> element contains all of the certificates in a certificate chain, and

the <Certificate> elements contain the individual certificate values. The <CheckCrl> element is set to 1 (TRUE), indicating that the server cannot ignore an unverifiable revocation status.

```
POST /Microsoft-Server-ActiveSync?Cmd=ValidateCert&User=NSyncsmimeUser0&DeviceId=Device1&DeviceType=PocketPC HTTP/1.1
Content-Type: application/vnd.ms-sync.wbxml
MS-ASProtocolVersion: 14.1
User-Agent: ASOM
Host: contoso.com

<?xml version="1.0" encoding="utf-8"?>
<ValidateCert xmlns:A0="AirSync:" xmlns:A1="POOMCONTACTS:" xmlns:A2="POOMMAIL:"
xmlns:A3="AirNotify:" xmlns:A4="POOMCAL:" xmlns:A5="Move:" xmlns:A6="GetItemEstimate:"
xmlns:A7="FolderHierarchy:" xmlns:A8="MeetingResponse:" xmlns:A9="POOMTASKS:"
xmlns:A10="ResolveRecipients:" xmlns:A12="POOMCONTACTS2:" xmlns:A13="Ping:"
xmlns:A14="Provision:" xmlns:A15="Search:" xmlns:A16="Gal:" xmlns:A17="AirSyncBase:"
xmlns:A18="Settings:" xmlns:A19="DocumentLibrary:" xmlns:A20="ItemOperations:"
xmlns:A21="ComposeMail:" xmlns:A22="POOMMAIL2:" xmlns:A23="Notes:" xmlns="ValidateCert:">
  <CertificateChain>
    <!--Certificate values have been truncated for example purposes -->
    <Certificate>MIICYjCCAcugAwIBAgIUyGs8jZbX0Vxj/0CIrh8...</Certificate>
    <Certificate>MIIB8zCCABygAwIBAgIUdhWamYEKM9eaFVFSy1R...</Certificate>
    <Certificate>MIIB8zCCABygAwIBAgIU9uwT6UARSuwlKdJmYN6...</Certificate>
    <Certificate>MIIB8zCCABygAwIBAgIUB0959dCBM5WSLg7NuM4...</Certificate>
    <Certificate>MIIB8zCCABygAwIBAgIUGFjVCBrvrguSaNxziWN...</Certificate>
  </CertificateChain>
  <Certificates>
    <Certificate>MIICYjCCAcugAwIBAgIUyGs8jZbX0VxjObu4nw0...</Certificate>
  </Certificates>
  <CheckCrl>1</CheckCrl>
</ValidateCert>
```

4.23.2 Response

The following example shows the **ValidateCert** command response. A <Status> value of 1 is returned to indicate that the certificate validation was successful.

```
HTTP/1.1 200 OK
Content-Type: application/vnd.ms-sync.wbxml
Date: Wed 22 Feb 2009 16:29:09 GMT
Content-Length: 18

<?xml version="1.0" encoding="utf-8"?>
<ValidateCert xmlns="ValidateCert:">
  <Status>1</Status>
  <Certificate>
    <Status>1</Status>
  </Certificate>
</ValidateCert>
```

4.24 Search the Global Address List by Using the Search Command

The following examples show how to search the GAL using the **Search** command.

4.24.1 Request

The following example shows a **Search** command request sent from the client to the server. The <Name> element identifies the GAL as the store to search, and the <Query> element identifies the search string as "Sandeep". Within the <Options> element, the <Range> element indicates that a maximum of two results can be returned in the response, the <RebuildResults> element specifies that the server will rebuild the search folder, and the <DeepTraversal> element specifies that all subfolders are searched.

```
POST /Microsoft-Server-ActiveSync?Cmd=Search&User=testuser1&DeviceId=1&DeviceType=SmartPhone
HTTP/1.1
Content-Type: application/vnd.ms-sync.wbxml
MS-ASProtocolVersion: 14.1
X-MS-PolicyKey: 261723009
User-Agent: ASOM
Host: contoso.com
Content-Length: 36
Authorization: Basic cmVkbW9uZFx2LWlpbWlnOkhhbGxvd2VlbjIwMDk=

<Search xmlns:A0="AirSync:" xmlns:A1="POOMCONTACTS:" xmlns:A2="POOMMAIL:"
xmlns:A3="AirNotify:" xmlns:A4="POOMCAL:" xmlns:A5="Move:" xmlns:A6="GetItemEstimate:"
xmlns:A7="FolderHierarchy:" xmlns:A8="MeetingResponse:" xmlns:A9="POOMTASKS:"
xmlns:A10="ResolveRecipients:" xmlns:A11="ValidateCert:" xmlns:A12="POOMCONTACTS2:"
xmlns:A13="Ping:" xmlns:A14="Provision:" xmlns:A16="Gal:" xmlns:A17="AirSyncBase:"
xmlns:A18="Settings:" xmlns:A19="DocumentLibrary:" xmlns:A20="ItemOperations:"
xmlns="Search:">
  <Store>
    <Name>GAL</Name>
    <Query>Sandeep</Query>
    <Options>
      <Range>0-1</Range>
      <RebuildResults/>
      <DeepTraversal/>
    </Options>
  </Store>
</Search>
```

4.24.2 Response

The following example shows the **Search** command response sent from the server to the client. A <Status> value of 1 is returned to indicate that the search was successful. The <Result> elements contain the GAL entries for the first two results that met the search criteria.

```
HTTP/1.1 200 OK
Content-Type: application/vnd.ms-sync.wbxml
Date: Wed, 22 Feb 2010 21:21:23 GMT
Content-Length: 372

<?xml version="1.0" encoding="utf-8"?>
<Search xmlns:A0="AirSync:" xmlns:A1="POOMCONTACTS:" xmlns:A2="POOMMAIL:"
xmlns:A3="AirNotify:" xmlns:A4="POOMCAL:" xmlns:A5="Move:" xmlns:A6="GetItemEstimate:"
xmlns:A7="FolderHierarchy:" xmlns:A8="MeetingResponse:" xmlns:A9="POOMTASKS:"
xmlns:A10="ResolveRecipients:" xmlns:A11="ValidateCert:" xmlns:A12="POOMCONTACTS2:"
xmlns:A13="Ping:" xmlns:A14="Provision:" xmlns:A16="Gal:" xmlns:A17="AirSyncBase:"
xmlns:A18="Settings:" xmlns:A19="DocumentLibrary:" xmlns:A20="ItemOperations:"
xmlns:A21="ComposeMail:" xmlns:A22="POOMMAIL2:" xmlns:A23="Notes:" xmlns="Search:">
  <Status>1</Status>
  <Response>
```

```

<Store>
  <Status>1</Status>
  <Result>
    <Properties>
      <A16:DisplayName>Sandeep Kaliyath</A16:DisplayName>
      <A16:Phone>+1 (301) 5550156 X8376</A16:Phone>
      <A16:Office>Bldg36/6163</A16:Office>
      <A16:Title>SDE</A16:Title>
      <A16:Company>Contoso</A16:Company>
      <A16:Alias>sandeepk</A16:Alias>
      <A16:FirstName>Sandeep</A16:FirstName>
      <A16:LastName>Kaliyath</A16:LastName>
      <A16:EmailAddress>sandeepk@contoso.com</A16:EmailAddress>
    </Properties>
  </Result>
  <Result>
    <Properties>
      <A16:DisplayName>Sandeep Katyal</A16:DisplayName>
      <A16:Phone>+1 (953) 5550195 </A16:Phone>
      <A16:Office>Bldg2/2710</A16:Office>
      <A16:Title>SDET</A16:Title>
      <A16:Company>Contoso</A16:Company>
      <A16:Alias>sandeepka</A16:Alias>
      <A16:FirstName>Sandeep</A16:FirstName>
      <A16:LastName>Katyal</A16:LastName>
      <A16:MobilePhone>+1 (953) 5550167</A16:MobilePhone>
      <A16:EmailAddress>sandeepka@contoso.com</A16:EmailAddress>
    </Properties>
  </Result>
  <Range>0-1</Range>
  <Total>11</Total>
</Store>
</Response>
</Search>

```

4.25 Emptying Folder Contents by Using the ItemOperations Command

The following examples show how to empty the contents of a folder by using the **ItemOperations** command.

4.25.1 Request

The following example shows how an **ItemOperations** command request is used to delete the contents of a folder. The `<EmptyFolderContents>` element contains the `<CollectionId>` that identifies the folder whose contents are deleted.

```

POST /Microsoft-Server-ActiveSync?Cmd=ItemOperations&User=testuser1&DeviceId=1&DeviceType=SmartPhone HTTP/1.1
Content-Type: application/vnd.ms-sync.wbxml
MS-ASProtocolVersion: 14.1
User-Agent: ASOM
Host: contoso.com
Content-Length: 18
Authorization: Basic bWltaxRlc3QxO1BANTV3MHJkIQ==

<?xml version="1.0" encoding="utf-8"?>

```

```

<ItemOperations xmlns:A0="AirSync:" xmlns:A1="POOMCONTACTS:" xmlns:A2="POOMMAIL:"
xmlns:A3="AirNotify:" xmlns:A4="POOMCAL:" xmlns:A5="Move:" xmlns:A6="GetItemEstimate:"
xmlns:A7="FolderHierarchy:" xmlns:A8="MeetingResponse:" xmlns:A9="POOMTASKS:"
xmlns:A10="ResolveRecipients:" xmlns:A11="ValidateCert:" xmlns:A12="POOMCONTACTS2:"
xmlns:A13="Ping:" xmlns:A14="Provision:" xmlns:A15="Search:" xmlns:A16="Gal:"
xmlns:A17="AirSyncBase:" xmlns:A18="Settings:" xmlns:A19="DocumentLibrary:"
xmlns="ItemOperations">
  <EmptyFolderContents>
    <A0:CollectionId>15</A0:CollectionId>
  </EmptyFolderContents>
</ItemOperations>

```

4.25.2 Response

The following example shows the **ItemOperations** command response. A <Status> value of 1 is returned to indicate that the folder deletion was successful. The <EmptyFolderContents> and <CollectionId> elements provide confirmation of the folder whose contents were deleted.

```

HTTP/1.1 200 OK
Content-Type: application/vnd.ms-sync.wbxml
Date: Wed, 24 Feb 2010 19:42:17 GMT
Content-Length: 30

<?xml version="1.0" encoding="utf-8"?>
<ItemOperations xmlns:A0="AirSync:" xmlns:A1="POOMCONTACTS:" xmlns:A2="POOMMAIL:"
xmlns:A3="AirNotify:" xmlns:A4="POOMCAL:" xmlns:A5="Move:" xmlns:A6="GetItemEstimate:"
xmlns:A7="FolderHierarchy:" xmlns:A8="MeetingResponse:" xmlns:A9="POOMTASKS:"
xmlns:A10="ResolveRecipients:" xmlns:A11="ValidateCert:" xmlns:A12="POOMCONTACTS2:"
xmlns:A13="Ping:" xmlns:A14="Provision:" xmlns:A15="Search:" xmlns:A16="Gal:"
xmlns:A17="AirSyncBase:" xmlns:A18="Settings:" xmlns:A19="DocumentLibrary:"
xmlns:A21="ComposeMail:" xmlns:A22="POOMMAIL2:" xmlns:A23="Notes:" xmlns="ItemOperations:">
  <Status>1</Status>
  <Response>
    <EmptyFolderContents>
      <Status>1</Status>
      <A0:CollectionId>15</A0:CollectionId>
    </EmptyFolderContents>
  </Response>
</ItemOperations>

```

4.26 Moving a Conversation by Using the ItemOperations Command

The following examples show how to move a conversation to another folder by using the **ItemOperations** command.

4.26.1 Request

The following example shows how an **ItemOperations** command request is used to move a conversation from one folder to another. The <ConversationId> element in the request identifies the conversation to move. The <DstFldId> element identifies the destination folder, and the <MoveAlways> element indicates that all future messages that are part of the specified conversation be moved to the destination folder as well.

```

POST /Microsoft-Server-
ActiveSync?Cmd=ItemOperations&User=testuser1&DeviceId=1&DeviceType=SmartPhone HTTP/1.1
Content-Type: application/vnd.ms-sync.wbxml

```

```

MS-ASProtocolVersion: 14.0
User-Agent: ASOM
Host: contoso.com
Content-Length: 18
Authorization: Basic bWltaxRlc3QxO1BANTV3MHJkIQ==

```

```

<?xml version="1.0" encoding="utf-8"?>
<ItemOperations xmlns:A0="AirSync:" xmlns:A1="POOMCONTACTS:" xmlns:A2="POOMMAIL:"
xmlns:A3="AirNotify:" xmlns:A4="POOMCAL:" xmlns:A5="Move:" xmlns:A6="GetItemEstimate:"
xmlns:A7="FolderHierarchy:" xmlns:A8="MeetingResponse:" xmlns:A9="POOMTASKS:"
xmlns:A10="ResolveRecipients:" xmlns:A11="ValidateCert:" xmlns:A12="POOMCONTACTS2:"
xmlns:A13="Ping:" xmlns:A14="Provision:" xmlns:A15="Search:" xmlns:A16="Gal:"
xmlns:A17="AirSyncBase:" xmlns:A18="Settings:" xmlns:A19="DocumentLibrary:"
xmlns="ItemOperations:">
  <Move>
    <ConversationId>...</ConversationId>
    <DstFldId>15</DstFldId>
    <Options>
      <MoveAlways/>
    </Options>
  </Move>
</ItemOperations>

```

4.26.2 Response

The following example shows the **ItemOperations** command response. A **<Status>** value of 1 is returned to indicate that the move operation was successful. The **<ConversationId>** value is returned to confirm the conversation that was moved.

```

HTTP/1.1 200 OK
Content-Type: application/vnd.ms-sync.wbxml
Date: Wed, 24 Feb 2010 19:42:17 GMT
Content-Length: 30

```

```

<?xml version="1.0" encoding="utf-8"?>
<ItemOperations xmlns:A0="AirSync:" xmlns:A1="POOMCONTACTS:" xmlns:A2="POOMMAIL:"
xmlns:A3="AirNotify:" xmlns:A4="POOMCAL:" xmlns:A5="Move:" xmlns:A6="GetItemEstimate:"
xmlns:A7="FolderHierarchy:" xmlns:A8="MeetingResponse:" xmlns:A9="POOMTASKS:"
xmlns:A10="ResolveRecipients:" xmlns:A11="ValidateCert:" xmlns:A12="POOMCONTACTS2:"
xmlns:A13="Ping:" xmlns:A14="Provision:" xmlns:A15="Search:" xmlns:A16="Gal:"
xmlns:A17="AirSyncBase:" xmlns:A18="Settings:" xmlns:A19="DocumentLibrary:"
xmlns:A21="ComposeMail:" xmlns:A22="POOMMAIL2:" xmlns:A23="Notes:" xmlns="ItemOperations:">
  <Response>
    <Status>1</Status>
    <Move>
      <Status>1</Status>
      <ConversationId>...</ConversationId>
    </Move>
  </Response>
</ItemOperations>

```

4.27 Creating Meetings

When a user creates an appointment or meeting on the client, the calendar item is added to the server by using the **Sync** command. If the meeting has **attendees**, the client uses the **SendMail** command to send meeting requests to the attendees. When the attendee synchronizes their Inbox folder, the **Sync** response from the server adds the new meeting request to the attendee's Inbox

folder. When the attendee synchronizes their Calendar folder, the **Sync** response from the server adds the new calendar item to the attendee's Calendar folder. This section contains examples that show how a new meeting is uploaded to the server, how the client sends the meeting request, how the new meeting request is added to the attendees Inbox folder, and how the new meeting is added to the attendees Calendar folder.

The **Sync** request command required for creating an appointment is the same as creating a meeting, the only difference is that the initial calendar item uploaded to the server does not have any attendees.

4.27.1 Uploading a Meeting to the Server

The following examples show how to upload a meeting to the server by using the **Sync** command.

4.27.1.1 Request

The following example shows a **Sync** command request for the Calendar folder. The **Sync** request contains a new meeting that has one attendee.

```
POST /Microsoft-Server-ActiveSync?Cmd=Sync&User=testuser1&DeviceId=1&DeviceType=SmartPhone
HTTP/1.1
Content-Type: application/vnd.ms-sync.wbxml
MS-ASProtocolVersion: 14.1
User-Agent: ASOM
Host: contoso.com
Content-Length: 501
Authorization: Basic bWltaxXRlc3QyO1BANTV3MHJkIQ==

<?xml version="1.0" encoding="utf-8"?>
<Sync xmlns:A1="POOMCONTACTS:" xmlns:A2="POOMMAIL:" xmlns:A3="AirNotify:" xmlns:A4="POOMCAL:"
xmlns:A5="Move:" xmlns:A6="GetItemEstimate:" xmlns:A7="FolderHierarchy:"
xmlns:A8="MeetingResponse:" xmlns:A9="POOMTASKS:" xmlns:A10="ResolveRecipients:"
xmlns:A11="ValidateCert:" xmlns:A12="POOMCONTACTS2:" xmlns:A13="Ping:" xmlns:A14="Provision:"
xmlns:A15="Search:" xmlns:A16="Gal:" xmlns:A17="AirSyncBase:" xmlns:A18="Settings:"
xmlns:A19="DocumentLibrary:" xmlns:A20="ItemOperations:" xmlns:A21="ComposeMail:"
xmlns:A22="POOMMAIL2:" xmlns:A23="Notes:" xmlns:A24="RightsManagement:" xmlns="AirSync:">
  <Collections>
    <Collection>
      <SyncKey>509910681</SyncKey>
      <CollectionId>1</CollectionId>
      <GetChanges>1</GetChanges>
      <Commands>
        <Add>
          <ClientId>1</ClientId>
          <ApplicationData>
            <A4:TimeZone>4AEAACgARwBNAFQALQAwADgAOGAwADAAKQAgAFAAYQBjAGkAZgBpAGMAIABUAGkAbQBlACAAKABVAFMA
            IAAmACAAQwAAAAAABAAIAAAAAAAAAAAAAACgARwBNAFQALQAwADgAOGAwADAAKQAgAFAAYQBjAGkAZgBpAGMAIABUA
            GkAbQBlACAAKABVAFMAIAAmACAAQwAAAAAABAAIAAAAAAAAAAAxP//w==</A4:TimeZone>
            <A4:DtStamp>20100406T170219Z</A4:DtStamp>
            <A4:StartTime>20100503T090000Z</A4:StartTime>
            <A4:Subject>TestMeeting</A4:Subject>
            <A4:UID>040000008200E00074C5B7101A82E0080000000036BD76EAAAD5CA010000000000000010000000C4518
            5F686A5D542B20BF2CE2F477D55</A4:UID>
            <A4:Attendees>
              <A4:Attendee>
                <A4:Email>testuser2@contoso.com</A4:Email>
                <A4:Name>Test User 2</A4:Name>
```

```

        <A4:AttendeeStatus>0</A4:AttendeeStatus>
        <A4:AttendeeType>1</A4:AttendeeType>
    </A4:Attendee>
</A4:Attendees>
<A4:Location>My Office</A4:Location>
<A4:EndTime>20100503T100000Z</A4:EndTime>
<A4:Sensitivity>0</A4:Sensitivity>
<A4:BusyStatus>1</A4:BusyStatus>
<A4:AllDayEvent>0</A4:AllDayEvent>
</ApplicationData>
</Add>
</Commands>
</Collection>
</Collections>
</Sync>

```

4.27.1.2 Response

The following example shows a **Sync** command response for the Calendar folder. The **<SyncKey>** value is incremented and a **<Status>** value of 1 is returned to indicate that the **Sync** command was successful. The **<ServerId>** value is the ID for the new meeting.

```

HTTP/1.1 200 OK
Content-Type: application/vnd.ms-sync.wbxml
Date: Tue, 06 Apr 2010 17:02:20 GMT
Content-Length: 34

<?xml version="1.0" encoding="utf-8"?>
<Sync xmlns:A1="POOMCONTACTS:" xmlns:A2="POOMMAIL:" xmlns:A3="AirNotify:" xmlns:A4="POOMCAL:"
xmlns:A5="Move:" xmlns:A6="GetItemEstimate:" xmlns:A7="FolderHierarchy:"
xmlns:A8="MeetingResponse:" xmlns:A9="POOMTASKS:" xmlns:A10="ResolveRecipients:"
xmlns:A11="ValidateCert:" xmlns:A12="POOMCONTACTS2:" xmlns:A13="Ping:" xmlns:A14="Provision:"
xmlns:A15="Search:" xmlns:A16="Gal:" xmlns:A17="AirSyncBase:" xmlns:A18="Settings:"
xmlns:A19="DocumentLibrary:" xmlns:A20="ItemOperations:" xmlns:A21="ComposeMail:"
xmlns:A22="POOMMAIL2:" xmlns:A23="Notes:" xmlns="AirSync:">
  <Collections>
    <Collection>
      <SyncKey>993351228</SyncKey>
      <CollectionId>1</CollectionId>
      <Status>1</Status>
      <Responses>
        <Add>
          <ClientId>1</ClientId>
          <ServerId>1:3</ServerId>
          <Status>1</Status>
        </Add>
      </Responses>
    </Collection>
  </Collections>
</Sync>

```

4.27.2 Sending Meeting Requests

The following examples show how to send a meeting request to an attendee's Inbox folder by using the **SendMail** command.

4.27.2.1 Request

The following example shows a **SendMail** command request sent by the meeting organizer's client. The **SendMail** command request contains the meeting request for the new calendar item uploaded to the server in section [4.27.1.1](#).

As specified in [\[RFC2447\]](#) section 3.4, meeting requests have a content type of text/calendar with the *method* parameter set to **REQUEST**. The details of the meeting request are sent in iCalendar format, as specified in [\[MS-OXCICAL\]](#).

```
POST /Microsoft-Server-ActiveSync?Cmd=SendMail&User=testuser1&DeviceId=1&DeviceType=SmartPhone HTTP/1.1
Content-Type: application/vnd.ms-sync.wbxml
MS-ASProtocolVersion: 14.1
User-Agent: ASOM
Host: contoso.com
Content-Length: 3176
Authorization: Basic dGVzdHVzZXIwO1BANTV3MHJkIQ==

<?xml version="1.0" encoding="utf-8"?>
<SendMail xmlns:A0="AirSync:" xmlns:A1="POOMCONTACTS:" xmlns:A2="POOMMAIL:"
xmlns:A3="AirNotify:" xmlns:A4="POOMCAL:" xmlns:A5="Move:" xmlns:A6="GetItemEstimate:"
xmlns:A7="FolderHierarchy:" xmlns:A8="MeetingResponse:" xmlns:A9="POOMTASKS:"
xmlns:A10="ResolveRecipients:" xmlns:A11="ValidateCert:" xmlns:A12="POOMCONTACTS2:"
xmlns:A13="Ping:" xmlns:A14="Provision:" xmlns:A15="Search:" xmlns:A16="Gal:"
xmlns:A17="AirSyncBase:" xmlns:A18="Settings:" xmlns:A19="DocumentLibrary:"
xmlns:A20="ItemOperations:" xmlns:A24="RightsManagement:" xmlns="ComposeMail:">
<ClientId>3</ClientId>
<SaveInSentItems/>
<Mime>X-MimeOLE: Produced By Microsoft Exchange V6.5.7226.0
Received: by contoso.com
      id <01C4F431.619431CA@contoso.com>; Tue, 6 Apr 2010 14:52:31 -0800
MIME-Version: 1.0
Content-Type: multipart/alternative;
      boundary="----_NextPart_001_01C4F431.619431CA"
Content-class: urn:content-classes:calendarmessage
Subject: TestMeeting
Date: Tue, 6 Apr 2010 17:02:19 -0800
Message-ID: <1E1FC9DA1767ED44872F4E17AC17E8F7011CF265@contoso.com>;
X-MS-Has-Attach:
X-MS-TNEF-Correlator:
Thread-Topic: dD)g <X`WS
Thread-Index: Act0MMWkdH8lvfizmRrysZICO2nAkVQAAAAFg
From: testuser1@contoso.com
To: testuser2@contoso.com

This is a multi-part message in MIME format.

-----_NextPart_001_01C4F431.619431CA
Content-Type: text/html;
      charset="iso-8859-1"
Content-Transfer-Encoding: quoted-printable

<!--DOCTYPE HTML PUBLIC "-//W3C//DTD HTML 3.2//EN">
<!--HTML-->
<!--HEAD-->
<!--META HTTP-EQUIV=3D"Content-Type" CONTENT=3D"text/html; =
      charset=3Diso-8859-1">
<!--META NAME=3D"Generator" CONTENT=3D"MS Exchange Server version =
```


6.5.7232.36">
<TITLE>TestMeeting</TITLE>
</HEAD>
<BODY>
<!-- Converted from text/rtf format -->

<P>This is a meeting
request.
</P>

</BODY>
</HTML>
-----_NextPart_001_01C4F431.619431CA
Content-class: urn:content-classes:calendarmessage
Content-Type: text/calendar;
 method=REQUEST;
 name="meeting.ics"
Content-Transfer-Encoding: 8bit

BEGIN:VCALENDAR
METHOD:REQUEST
PRODID:Microsoft CDO for Microsoft Exchange
VERSION:14.1
BEGIN:VTIMEZONE
TZID:(GMT-08.00) Pacific Time (US & Canada)/Tijuana
X-MICROSOFT-CDO-TZID:13
BEGIN:STANDARD
DTSTART:16010101T020000
TZOFFSETFROM:-0700
TZOFFSETTO:-0800
RRULE:FREQ=YEARLY;WKST=MO;INTERVAL=1;BYMONTH=11;BYDAY=1SU
END:STANDARD
BEGIN:DAYLIGHT
DTSTART:16010101T020000
TZOFFSETFROM:-0800
TZOFFSETTO:-0700
RRULE:FREQ=YEARLY;WKST=MO;INTERVAL=1;BYMONTH=3;BYDAY=2SU
END:DAYLIGHT
END:VTIMEZONE
BEGIN:VEVENT
DTSTAMP:20100406T170219
DTSTART;TZID="(GMT-08.00) Pacific Time (US & Canada)/Tijuana":20100503T090000
SUMMARY:TestMeeting
UID:140000008200E00074C5B7101A82E00800000000E03FFF5AEEF3C401000000000000000
 010000000972B1A80D193D54E8DD185652818A128
ATTENDEE;ROLE=REQ-PARTICIPANT;PARTSTAT=NEEDS-
ACTION;RSVP=TRUE;CN="testuser2":MAILTO:testuser2@contoso.com
ORGANIZER;CN="testuser1":MAILTO:testuser1@contoso.com
LOCATION:My Office\N
DTEND;TZID="(GMT-08.00) Pacific Time (US & Canada)/Tijuana":20100503T100000
DESCRIPTION:Test meeting\N
SEQUENCE:0
PRIORITY:5
CLASS:
CREATED:20100406T170219
LAST-MODIFIED:20100406T170219Z
STATUS:CONFIRMED
TRANSP:OPAQUE
X-MICROSOFT-CDO-BUSYSTATUS:BUSY

```

X-MICROSOFT-CDO-INSTTYPE:0
X-MICROSOFT-CDO-INTENDEDSTATUS:BUSY
X-MICROSOFT-CDO-ALLDAYEVENT:FALSE
X-MICROSOFT-CDO-IMPORTANCE:1
X-MICROSOFT-CDO-OWNERAPPTID:-2673127979
BEGIN:VALARM
ACTION:DISPLAY
DESCRIPTION:REMINDER
TRIGGER;RELATED=START:-PT00H15M00S
END:VALARM
END:VEVENT
END:VCALENDAR

-----=_NextPart_001_01C4F431.619431CA--</Mime>
</SendMail>

```

4.27.2.2 Response

The following example shows a successful **SendMail** command response. The **SendMail** command response has no XML body (Content-Length: 0) when the **SendMail** command completes successfully.

```

HTTP/1.1 200 OK
Date: Tue, 06 Apr 2010 19:11:25 GMT
Content-Length: 0

```

4.27.3 Adding a Meeting Request to the Attendee's Inbox Folder

The following examples show how a meeting request is added to an attendee's Inbox folder using the **Sync** command.

4.27.3.1 Request

The following example shows a **Sync** command request for the Inbox folder of the attendee.

```

POST /Microsoft-Server-ActiveSync?Cmd=Sync&User=testuser2&DeviceId=1&DeviceType=SmartPhone
HTTP/1.1
Content-Type: application/vnd.ms-sync.wbxml
MS-ASProtocolVersion: 14.1
User-Agent: ASOM
Host: contoso.com

<?xml version="1.0" encoding="utf-8"?>
<Sync xmlns:A1="POOMCONTACTS:" xmlns:A2="POOMMAIL:" xmlns:A3="AirNotify:" xmlns:A4="POOMCAL:"
xmlns:A5="Move:" xmlns:A6="GetItemEstimate:" xmlns:A7="FolderHierarchy:"
xmlns:A8="MeetingResponse:" xmlns:A9="POOMTASKS:" xmlns:A10="ResolveRecipients:"
xmlns:A11="ValidateCert:" xmlns:A12="POOMCONTACTS2:" xmlns:A13="Ping:" xmlns:A14="Provision:"
xmlns:A15="Search:" xmlns:A16="Gal:" xmlns:A17="AirSyncBase:" xmlns:A18="Settings:"
xmlns:A19="DocumentLibrary:" xmlns:A20="ItemOperations:" xmlns:A21="ComposeMail:"
xmlns:A22="POOMMAIL2:" xmlns:A23="Notes:" xmlns:A24="RightsManagement:" xmlns="AirSync:">
  <Collections>
    <Collection>
      <SyncKey>52305585</SyncKey>
      <CollectionId>5</CollectionId>
      <DeletesAsMoves>1</DeletesAsMoves>
    </Collection>
  </Collections>
</Sync>

```

```

<GetChanges>1</GetChanges>
<WindowSize>512</WindowSize>
<Options>
  <A24:RightsManagementSupport>0</A24:RightsManagementSupport>
</Options>
</Collection>
</Collections>
</Sync>

```

4.27.3.2 Response

The following example shows a **Sync** command response for the Inbox folder of the attendee. The **<SyncKey>** value is incremented and a **<Status>** value of 1 is returned to indicate that the **Sync** command was successful. The meeting request is added to the attendees Inbox folder using the contents of the **<ApplicationData>** element.

```

HTTP/1.1 200 OK
Content-Type: application/vnd.ms-sync.wbxml
Date: Tue, 06 Apr 2010 19:19:54 GMT
Content-Length: 912

<?xml version="1.0" encoding="utf-8"?>
<Sync xmlns:A1="POOMCONTACTS:" xmlns:A2="POOMMAIL:" xmlns:A3="AirNotify:" xmlns:A4="POOMCAL:"
xmlns:A5="Move:" xmlns:A6="GetItemEstimate:" xmlns:A7="FolderHierarchy:"
xmlns:A8="MeetingResponse:" xmlns:A9="POOMTASKS:" xmlns:A10="ResolveRecipients:"
xmlns:A11="ValidateCert:" xmlns:A12="POOMCONTACTS2:" xmlns:A13="Ping:" xmlns:A14="Provision:"
xmlns:A15="Search:" xmlns:A16="Gal:" xmlns:A17="AirSyncBase:" xmlns:A18="Settings:"
xmlns:A19="DocumentLibrary:" xmlns:A20="ItemOperations:" xmlns:A21="ComposeMail:"
xmlns:A22="POOMMAIL2:" xmlns:A23="Notes:" xmlns:A24="RightsManagement:" xmlns="AirSync:">
  <Collections>
    <Collection>
      <SyncKey>1744744472</SyncKey>
      <CollectionId>5</CollectionId>
      <Status>1</Status>
      <Commands>
        <Add>
          <ServerId>5:1</ServerId>
          <ApplicationData>
            <A2:To>"Test User 2" &lt;testuser2@contoso.com&gt;</A2:To>
            <A2:From>"Test User 1" &lt;testuser1@contoso.com&gt;</A2:From>
            <A2:Subject>TestMeeting</A2:Subject>
            <A2:DateReceived>2010-04-06T17:02:26.332Z</A2:DateReceived>
            <A2:DisplayTo>Test User 2</A2:DisplayTo>
            <A2:ThreadTopic>TestMeeting</A2:ThreadTopic>
            <A2:Importance>1</A2:Importance>
            <A2:Read>0</A2:Read>
            <A17:Body>
              <A17:Type>3</A17:Type>
              <A17:EstimatedDataSize>432</A17:EstimatedDataSize>
              <A17:Truncated>1</A17:Truncated>
            </A17:Body>
            <A2:MessageClass>IPM.Schedule.Meeting.Request</A2:MessageClass>
            <A2:MeetingRequest>
              <A2:AllDayEvent>0</A2:AllDayEvent>
              <A2:StartTime>2010-05-03T16:00:00.000Z</A2:StartTime>
              <A2:DtStamp>2010-04-06T17:02:19.499Z</A2:DtStamp>
              <A2:EndTime>2010-05-03T17:00:00.000Z</A2:EndTime>
            </A2:MeetingRequest>
          </ApplicationData>
        </Add>
      </Commands>
    </Collection>
  </Collections>
</Sync>

```

```

<A2:InstanceType>0</A2:InstanceType>
<A2:Location>My Office</A2:Location>
<A2:Organizer>"Test User1" &lt;testuser1@contoso.com&gt;</A2:Organizer>
<A2:Reminder>900</A2:Reminder>
<A2:ResponseRequested>1</A2:ResponseRequested>
<A2:Sensitivity>0</A2:Sensitivity>
<A2:BusyStatus>2</A2:BusyStatus>

<A2:TimeZone>4AEAACgARwBNAFQALQAwADgAOgAwADAAKQAgAFAAYQBjAGkAZgBpAGMAIABUAGkAbQBlACAAKABVAFMA
IAAmACAAQwAAAAAIAAAABAAIAAAAAAAAAAAAAACgARwBNAFQALQAwADgAOgAwADAAKQAgAFAAYQBjAGkAZgBpAGMAIABUA
GkAbQBlACAAKABVAFMAIAAmACAAQwAAAAAIAAAABAAIAAAAAAAAAAAxP//w==</A2:TimeZone>

<A2:GlobalObjId>BAAAAIIA4AB0xbCQGOLgCAAAAAASLNxRhbFKAQAAAAAAAAAAAAEAAAMqTtDRC5TFKivAtfhM9F+8=<
/A2:GlobalObjId>
  <A22:MeetingMessageType>1</A22:MeetingMessageType>
</A2:MeetingRequest>
<A2:InternetCPID>28591</A2:InternetCPID>
<A2:Flag />
<A2:ContentClass>urn:content-classes:calendarmessage</A2:ContentClass>
<A17:NativeBodyType>3</A17:NativeBodyType>
<A22:ConversationId>...</A22:ConversationId>
<A22:ConversationIndex>...</A22:ConversationIndex>
<A2:Categories />
</ApplicationData>
</Add>
</Commands>
</Collection>
</Collections>
</Sync>

```

4.27.4 Adding a Meeting to the Attendee's Calendar Folder

The following examples show how a meeting is added to an attendee's Calendar folder using the **Sync** command.

4.27.4.1 Request

The following example shows a **Sync** command request for the Calendar folder of the attendee.

```

POST /Microsoft-Server-ActiveSync?Cmd=Sync&User=testuser2&DeviceId=1&DeviceType=SmartPhone
HTTP/1.1
Content-Type: application/vnd.ms-sync.wbxml
MS-ASProtocolVersion: 14.1
User-Agent: ASOM
Host: contoso.com

<?xml version="1.0" encoding="utf-8"?>
<Sync xmlns:A1="POOMCONTACTS:" xmlns:A2="POOMMAIL:" xmlns:A3="AirNotify:" xmlns:A4="POOMCAL:"
xmlns:A5="Move:" xmlns:A6="GetItemEstimate:" xmlns:A7="FolderHierarchy:"
xmlns:A8="MeetingResponse:" xmlns:A9="POOMTASKS:" xmlns:A10="ResolveRecipients:"
xmlns:A11="ValidateCert:" xmlns:A12="POOMCONTACTS2:" xmlns:A13="Ping:" xmlns:A14="Provision:"
xmlns:A15="Search:" xmlns:A16="Gal:" xmlns:A17="AirSyncBase:" xmlns:A18="Settings:"
xmlns:A19="DocumentLibrary:" xmlns:A20="ItemOperations:" xmlns:A21="ComposeMail:"
xmlns:A22="POOMMAIL2:" xmlns:A23="Notes:" xmlns:A24="RightsManagement:" xmlns="AirSync:">
  <Collections>
    <Collection>
      <SyncKey>151676483</SyncKey>
      <CollectionId>1</CollectionId>

```

```

<DeletesAsMoves>1</DeletesAsMoves>
<GetChanges>1</GetChanges>
<WindowSize>512</WindowSize>
<Options>
  <A24:RightsManagementSupport>0</A24:RightsManagementSupport>
</Options>
</Collection>
</Collections>
</Sync>

```

4.27.4.2 Response

The following example shows a **Sync** command response for the Calendar folder of the attendee. The <SyncKey> value is incremented and a <Status> value of 1 is returned to indicate that the **Sync** command was successful. The meeting is added to the attendee's Calendar folder using the contents of the <ApplicationData> element. Because the attendee has not responded to the meeting request yet, the <ResponseType> value is 5, indicating that the meeting request has not been responded to. When the user accepts the meeting request and then synchronizes the Calendar folder again, the <ResponseType> value will be changed to 3, to indicate that the meeting was accepted.

```

HTTP/1.1 200 OK
Content-Type: application/vnd.ms-sync.wbxml
Date: Tue, 06 Apr 2010 19:21:02 GMT
Content-Length: 684

<?xml version="1.0" encoding="utf-8"?>
<Sync xmlns:A1="POOMCONTACTS:" xmlns:A2="POOMMAIL:" xmlns:A3="AirNotify:" xmlns:A4="POOMCAL:"
xmlns:A5="Move:" xmlns:A6="GetItemEstimate:" xmlns:A7="FolderHierarchy:"
xmlns:A8="MeetingResponse:" xmlns:A9="POOMTASKS:" xmlns:A10="ResolveRecipients:"
xmlns:A11="ValidateCert:" xmlns:A12="POOMCONTACTS2:" xmlns:A13="Ping:" xmlns:A14="Provision:"
xmlns:A15="Search:" xmlns:A16="Gal:" xmlns:A17="AirSyncBase:" xmlns:A18="Settings:"
xmlns:A19="DocumentLibrary:" xmlns:A20="ItemOperations:" xmlns:A21="ComposeMail:"
xmlns:A22="POOMMAIL2:" xmlns:A23="Notes:" xmlns:A24="RightsManagement:" xmlns="AirSync:">
  <Collections>
    <Collection>
      <SyncKey>1761460822</SyncKey>
      <CollectionId>1</CollectionId>
      <Status>1</Status>
      <Commands>
        <Add>
          <ServerId>1:1</ServerId>
          <ApplicationData>
            <A4:TimeZone>4AEAACgARwBNAFQALQAwADgAOgAwADAAKQAgAFAAYQBjAGkAZgBpAGMAIABUAGkAbQBlACAAKABVAFMA
            IAAmACAAQwAAAAAABAAIAAAAAAAAAAAAAAACgARwBNAFQALQAwADgAOgAwADAAKQAgAFAAYQBjAGkAZgBpAGMAIABU
            GkAbQBlACAAKABVAFMAIAAmACAAQwAAAAAABAAIAAAAAAAAAAAxP//w==</A4:TimeZone>
            <A4:DtStamp>20100406T170219Z</A4:DtStamp>
            <A4:StartTime>20100503T090000Z</A4:StartTime>
            <A4:Subject>TestMeeting</A4:Subject>
          
```

```

            <A4:UID>040000008200E00074C5B7101A82E00800000000122CD5EB1DB7CA0100000000000000010000000CA93B
            43442E5314A8AF02D7E133D17EF</A4:UID>
            <A4:OrganizerName>Test User 1</A4:OrganizerName>
            <A4:OrganizerEmail>testuser1@contoso.com</A4:OrganizerEmail>
            <A4:Attendees>
              <A4:Attendee>
                <A4:Email>testuser2@contoso.com</A4:Email>
              
```

```

    <A4:Name>Test User 2</A4:Name>
    <A4:AttendeeType>1</A4:AttendeeType>
  </A4:Attendee>
</A4:Attendees>
<A4:Location>My Office</A4:Location>
<A4:EndTime>20100503T100000Z</A4:EndTime>
<A17:Body>
  <A17:Type>3</A17:Type>
  <A17:EstimatedDataSize>275</A17:EstimatedDataSize>
  <A17:Truncated>1</A17:Truncated>
</A17:Body>
<A4:Sensitivity>0</A4:Sensitivity>
<A4:BusyStatus>1</A4:BusyStatus>
<A4:AllDayEvent>0</A4:AllDayEvent>
<A4:Reminder>15</A4:Reminder>
<A4:MeetingStatus>3</A4:MeetingStatus>
<A17:NativeBodyType>3</A17:NativeBodyType>
<A4:ResponseRequested>1</A4:ResponseRequested>
<A4:ResponseType>5</A4:ResponseType>
</ApplicationData>
</Add>
</Commands>
</Collection>
</Collections>
</Sync>

```

5 Security

5.1 Security Considerations for Implementers

The device honors all policies sent down by the server, or sends up the appropriate status codes indicating the non-success.

5.2 Index of Security Parameters

Security Parameter	Section
Provision Command	2.2.1.12
ValidateCert Command	2.2.1.20

6 Appendix A: Product Behavior

The information in this specification is applicable to the following product versions. References to product versions include released service packs.

- Microsoft® Exchange Server 2007
- Microsoft® Exchange Server 2010
- Microsoft® Exchange Server 2010 SP1 Beta

Exceptions, if any, are noted below. If a service pack number appears with the product version, behavior changed in that service pack. The new behavior also applies to subsequent service packs of the product unless otherwise specified.

Unless otherwise specified, any statement of optional behavior in this specification prescribed using the terms SHOULD or SHOULD NOT implies product behavior in accordance with the SHOULD or SHOULD NOT prescription. Unless otherwise specified, the term MAY implies that product does not follow the prescription.

[<1> Section 2.2.1.1.1:](#) When sending an Autodiscover command request to Exchange 2007, the Content-Type header accepts the following values: text/html or text/xml.

[<2> Section 2.2.1.1.2.2:](#) In Exchange 2007, the <Culture> element always returns "en:en", regardless of the culture that is sent by the client.

[<3> Section 2.2.1.6:](#) The **GetAttachment** command is not supported when the MS-ASProtocolVersion header is set to 14.0 or 14.1 in the **GetAttachment** command request. Use the <Fetch> element of the **ItemOperations** command instead. For more information about the MS-ASProtocolVersion header, see [\[MS-ASHTTP\]](#) section 2.2.1.1.2.3. For more information about the applicability of the MS-ASProtocolVersion header value to Exchange 2007 and Exchange 2010, see [\[MS-ASHTTP\]](#) section 1.6.

[<4> Section 2.2.1.7.1.3:](#) The <FilterType> element is a supported child element of <Collection> in requests when the MS-ASProtocolVersion header is set to 12.1.

[<5> Section 2.2.1.7.1.4:](#) When the MS-ASProtocolVersion header value is set to 12.1, the <SyncKey> element is placed after the <FilterType> element in a **GetItemEstimate** command request.

[<6> Section 2.2.1.7.1.6:](#) The <ConversationMode> element is not supported when the MS-ASProtocolVersion header is set to 12.1.

[<7> Section 2.2.1.7.1.7:](#) The <Options> element is not supported in a **GetItemEstimate** request when the MS-ASProtocolVersion header is set to 12.1.

[<8> Section 2.2.1.7.1.8:](#) The <Class> element not supported as a child of the <Options> element when the MS-ASProtocolVersion header is set to 12.1. If the MS-ASProtocolVersion is set to 12.1, the <Class> element is a child of the <Collection> block.

[<9> Section 2.2.1.7.1.9:](#) The <Collection> element is a supported parent element of <FilterType> when the MS-ASProtocolVersion header is set to 12.1.

[<10> Section 2.2.1.7.1.10:](#) The <MaxItems> element is not supported when the MS-ASProtocolVersion header is set to 12.1.

[<11> Section 2.2.1.7.2.4:](#) The <FilterType> element is a supported child element of <Collection> in requests when the MS-ASProtocolVersion header is set to 12.1.

[<12> Section 2.2.1.8.2.17:](#) The <Move> element is not supported when the MS-ASProtocolVersion header is set to 12.1.

[<13> Section 2.2.1.8.2.18:](#) The <ConversationId> element is not supported when the MS-ASProtocolVersion header is set to 12.1.

[<14> Section 2.2.1.8.2.19:](#) The <DstFldId> element is not supported when the MS-ASProtocolVersion header is set to 12.1.

[<15> Section 2.2.1.8.2.20:](#) The <MoveAlways> element is not supported when the MS-ASProtocolVersion header is set to 12.1.

[<16> Section 2.2.1.8.3.18:](#) The <ConversationId> element is not supported when the MS-ASProtocolVersion header is set to 12.1.

[<17> Section 2.2.1.9:](#) In Exchange 2007, the **MeetingResponse** command is used to accept, tentatively accept, or decline a meeting request in the user's Inbox folder only. The Calendar folder cannot be used to modify meeting requests in Exchange 2007.

[<18> Section 2.2.1.9.1.6:](#) The <InstanceId> element is not supported when the MS-ASProtocolVersion header is set to 12.1 or 14.0. A <Status> value of 2 is returned if the <InstanceId> element is included in requests in which the MS-ASProtocolVersion header value is set to 12.1 or 14.0.

[<19> Section 2.2.1.11.1.1:](#) The *Notes* value is not supported when the MS-ASProtocolVersion header is set to 12.1.

[<20> Section 2.2.1.13:](#) Retrieval of free/busy information using the <Availability> element in the **ResolveRecipients** command is not supported when the MS-ASProtocolVersion header is set to 12.1.

[<21> Section 2.2.1.13.1.6:](#) Some fields that are ANR-indexed in Active Directory by default in Exchange 2007 are as follows: Name, Alias, Email, Office. The ANR property set that can be indexed is definable by the administrator and it can be extended to include other fields.

[<22> Section 2.2.1.13.1.7:](#) The <Availability> element is not supported when the MS-ASProtocolVersion header is set to 12.1.

[<23> Section 2.2.1.13.1.8:](#) The <StartTime> element is not supported when the MS-ASProtocolVersion header is set to 12.1.

[<24> Section 2.2.1.13.1.9:](#) The <EndTime> element is not supported when the MS-ASProtocolVersion header is set to 12.1.

[<25> Section 2.2.1.13.1.10:](#) The <Picture> element is not supported when the MS-ASProtocolVersion header value is set to 12.1 or 14.0.

[<26> Section 2.2.1.13.1.11:](#) The <MaxSize> element is not supported when the MS-ASProtocolVersion header value is set to 12.1 or 14.0.

[<27> Section 2.2.1.13.1.12:](#) The <MaxPictures> element is not supported when the MS-ASProtocolVersion header value is set to 12.1 or 14.0.

[<28> Section 2.2.1.13.2.11:](#) The <Availability> element is not supported when the MS-ASProtocolVersion header is set to 12.1.

[<29> Section 2.2.1.13.2.11:](#) The <Picture> element is not supported when the MS-ASProtocolVersion header is set to 12.1 or 14.0.

[<30> Section 2.2.1.13.2.12:](#) Some fields that are ANR-indexed in Active Directory by default are as follows: Name, Alias, Email, Office. The ANR property set that can be indexed is definable by the administrator and can be extended to include other fields.

[<31> Section 2.2.1.13.2.14:](#) The <Availability> element is not supported when the MS-ASProtocolVersion header is set to 12.1.

[<32> Section 2.2.1.13.2.15:](#) The <MergedFreeBusy> element is not supported when the MS-ASProtocolVersion header is set to 12.1.

[<33> Section 2.2.1.13.2.16:](#) The <Picture> element is not supported when the MS-ASProtocolVersion header value is set to 12.1 or 14.0.

[<34> Section 2.2.1.13.2.17:](#) The <Data> element is not supported when the MS-ASProtocolVersion header value is set to 12.1 or 14.0.

[<35> Section 2.2.1.14.1.10:](#) The following classes are supported for mailbox searches when the MS-ASProtocolVersion header is set to 12.1: Email, Calendar, Contacts, Tasks. The SMS and Notes classes are only available if the MS-ASProtocolVersion header is set to 14.0 or 14.1.

[<36> Section 2.2.1.14.1.18:](#) The <ConversationId> element is not supported when the MS-ASProtocolVersion header is set to 12.1.

[<37> Section 2.2.1.14.1.22:](#) The <Picture> element is not supported when the MS-ASProtocolVersion header value is set to 12.1 or 14.0.

[<38> Section 2.2.1.14.1.23:](#) The <MaxSize> element is not supported when the MS-ASProtocolVersion header value is set to 12.1 or 14.0.

[<39> Section 2.2.1.14.1.24:](#) The <MaxPictures> element is not supported when the MS-ASProtocolVersion header value is set to 12.1 or 14.0.

[<40> Section 2.2.1.14.2.7:](#) The <Picture> element is not supported when the MS-ASProtocolVersion header is set to 12.1 or 14.0.

[<41> Section 2.2.1.14.2.10:](#) The following classes are supported for mailbox searches when the MS-ASProtocolVersion header is set to 12.1: Email, Calendar, Contacts, Tasks. The SMS and Notes classes are only available if the MS-ASProtocolVersion header is set to 14.0 or 14.1.

[<42> Section 2.2.1.14.2.11:](#) The <Picture> element is not supported when the MS-ASProtocolVersion header value is set to 12.1 or 14.0.

[<43> Section 2.2.1.14.2.12:](#) The <Data> element is not supported when the MS-ASProtocolVersion header value is set to 12.1 or 14.0.

[<44> Section 2.2.1.15.1.3:](#) The <AccountId> element is not supported when the MS-ASProtocolVersion header value is set to 12.1 or 14.0. Exchange 2007 returns <Status> value 103 if the <AccountId> element is included in a **SendMail** command request.

[<45> Section 2.2.1.16:](#) Sending the <DeviceInformation> parameters immediately after the client has been provisioned, and before the **FolderSync** command is not recommended for Exchange 2007.

[<46> Section 2.2.1.16.1.4:](#) Sending the <DeviceInformation> parameters immediately after the client has been provisioned, and before the **FolderSync** command is not recommended for Exchange 2007.

[<47> Section 2.2.1.16.1.8:](#) Exchange 2007 and Exchange 2010 require that the reply message for unknown external and known external audiences be the same.

[<48> Section 2.2.1.16.1.15:](#) When the MS-ASProtocolVersion header value is 12.1 or 14.0, clients SHOULD use the **Settings** command to send <DeviceInformation> parameters to the server as soon as possible after the client has been provisioned, and before the **FolderSync** command, so that the server can use this information to determine what the device has access to.

[<49> Section 2.2.1.16.1.26:](#) The <EnableOutboundSMS> element is not supported when the MS-ASProtocolVersion header is set to 12.1.

[<50> Section 2.2.1.16.1.27:](#) The <MobileOperator> element is not supported when the MS-ASProtocolVersion header is set to 12.1.

[<51> Section 2.2.1.16.1.28:](#) The <RightsManagementInformation> element is not supported when the MS-ASProtocolVersion header value is set to 12.1 or 14.0.

[<52> Section 2.2.1.16.2.8:](#) Exchange 2007 requires that the reply message for unknown external and known external audiences be the same.

[<53> Section 2.2.1.16.2.15:](#) When the MS-ASProtocolVersion header value is 14.0, clients SHOULD send <DeviceInformation> parameters using the **Settings** command to the server as soon as possible after the client has been provisioned, and before the **FolderSync** command, so that the server can use this information to determine what the device has access to.

[<54> Section 2.2.1.16.2.20:](#) The <RightsManagementInformation> element is not supported when the MS-ASProtocolVersion header value is set to 12.1 or 14.0.

[<55> Section 2.2.1.16.2.21:](#) The <Accounts> element is not supported when the MS-ASProtocolVersion header value is set to 12.1 or 14.0.

[<56> Section 2.2.1.16.2.22:](#) The <Account> element is not supported when the MS-ASProtocolVersion header value is set to 12.1 or 14.0.

[<57> Section 2.2.1.16.2.23:](#) The <AccountId> element is not supported when the MS-ASProtocolVersion header value is set to 12.1 or 14.0.

[<58> Section 2.2.1.16.2.24:](#) The <AccountName> element is not supported when the MS-ASProtocolVersion header value is set to 12.1 or 14.0.

[<59> Section 2.2.1.16.2.25:](#) The <UserDisplayName> element is not supported when the MS-ASProtocolVersion header value is set to 12.1 or 14.0.

[<60> Section 2.2.1.16.2.26:](#) The <SendDisabled> element is not supported when the MS-ASProtocolVersion header value is set to 12.1 or 14.0.

[<61> Section 2.2.1.16.2.27:](#) The <PrimarySmtpAddress> element is not supported when the MS-ASProtocolVersion header value is set to 12.1 or 14.0.

[<62> Section 2.2.1.17.1.3:](#) The <AccountId> element is not supported when the MS-ASProtocolVersion header value is set to 12.1 or 14.0. Exchange 2007 returns <Status> value 103 if the <AccountId> element is included in a **SmartForward** command request.

[<63> Section 2.2.1.18.1.3:](#) The <AccountId> element is not supported when the MS-ASProtocolVersion header value is set to 12.1 or 14.0. Exchange 2007 returns <Status> value 103 if the <AccountId> is included in a **SmartReply** command request.

[<64> Section 2.2.1.19.1.12:](#) The <ResponseRequested> element is not supported as a child of the <Supported> element when the MS-ASProtocolVersion header value is set to 12.1.

[<65> Section 2.2.1.19.1.12:](#) The <DisallowNewTimeProposal> element is not supported as a child of the <Supported> element when the MS-ASProtocolVersion header value is set to 12.1.

[<66> Section 2.2.1.19.1.14:](#) The <ConversationMode> element is not supported when the MS-ASProtocolVersion header is set to 12.1.

[<67> Section 2.2.1.19.1.26:](#) The <Class> element is not supported as a child of the <Add> or <Options> elements when the MS-ASProtocolVersion header is set to 12.1. When the MS-ASProtocolVersion is set to 12.1, the <Class> element is a child of the <Collection> element.

[<68> Section 2.2.1.19.1.27:](#) The <MaxItems> element is not supported when the MS-ASProtocolVersion header is set to 12.1.

[<69> Section 2.2.1.19.2.4:](#) The <Class> element is not supported in a **Sync** command response when the MS-ASProtocolVersion header value is set to 12.1.

[<70> Section 2.2.1.19.2.14:](#) In Exchange 2007, the server sends **Sync** response messages containing the <MoreAvailable> element and between zero (0) and <WindowSize> schema changes when it encounters elements external to the protocol. If the client receives multiple **Sync** responses that contain the <MoreAvailable> element and fewer changes than requested by the <WindowSize> value included in the **Sync** request, then the client SHOULD continue to send **Sync** requests to ensure that all in-protocol schema changes have been received by the client. If this **Sync** request and response loop is affecting network performance and synchronizing the client is of less importance than network performance, then the client SHOULD stop sending **Sync** requests.

[<71> Section 2.2.2:](#) In Exchange 2007, this was an HTTP 400 response.

[<72> Section 2.2.2:](#) In Exchange 2007, this was an HTTP 400 response, or 500 for **SendMail**.

[<73> Section 2.2.2:](#) In Exchange 2007, this was an HTTP 500 response.

[<74> Section 2.2.2:](#) In Exchange 2007, this was an HTTP 503 response.

[<75> Section 2.2.2:](#) In Exchange 2007, this was an HTTP 403 response.

[<76> Section 2.2.2:](#) In Exchange 2007, this was an HTTP 507 response.

[<77> Section 2.2.2:](#) In Exchange 2007, this was an HTTP 500 response, or 403 for **Provision**.

[<78> Section 2.2.2:](#) In Exchange 2007, this was an HTTP 501 response.

[<79> Section 2.2.2:](#) In Exchange 2007, this was an HTTP 400 response, or 505 for version 1.0 devices.

[<80> Section 2.2.2:](#) In Exchange 2007, this was an HTTP 449 response, or 403 if there was no policy key header.

[<81> Section 2.2.2:](#) In Exchange 2007, this was an HTTP 449 response.

[<82> Section 2.2.2:](#) In Exchange 2007, this was an HTTP 400 or 501 response.

[<83> Section 2.2.2:](#) Status value 166 is not returned when the MS-ASProtocolVersion header value is set to 12.1 or 14.0.

[<84> Section 2.2.2:](#) Status value 167 is not returned when the MS-ASProtocolVersion header value is set to 12.1 or 14.0.

[<85> Section 2.2.2:](#) Status value 166 is not returned when the MS-ASProtocolVersion header value is set to 12.1 or 14.0.

[<86> Section 2.2.2:](#) Status value 169 is not returned when the MS-ASProtocolVersion header value is set to 12.1 or 14.0.

[<87> Section 2.2.2:](#) Status value 170 is not returned when the MS-ASProtocolVersion header value is set to 12.1 or 14.0.

[<88> Section 2.2.2:](#) Status value 171 is not returned when the MS-ASProtocolVersion header value is set to 12.1 or 14.0.

[<89> Section 2.2.2:](#) Status value 172 is not returned when the MS-ASProtocolVersion header value is set to 12.1 or 14.0.

[<90> Section 2.2.2:](#) Status value 173 is not returned when the MS-ASProtocolVersion header value is set to 12.1 or 14.0.

[<91> Section 2.2.2:](#) Status value 174 is not returned when the MS-ASProtocolVersion header value is set to 12.1 or 14.0.

[<92> Section 2.2.2:](#) Status value 175 is not returned when the MS-ASProtocolVersion header value is set to 12.1 or 14.0.

[<93> Section 2.2.2:](#) Status value 176 is not returned when the MS-ASProtocolVersion header value is set to 12.1 or 14.0.

[<94> Section 2.2.2:](#) Status value 177 is not returned when the MS-ASProtocolVersion header value is set to 12.1 or 14.0.

[<95> Section 3.1.5.2:](#) Sending the <DeviceInformation> parameters immediately after the client has been provisioned and before the **FolderSync** command is not recommended for Exchange 2007.

[<96> Section 4.2.6:](#) In Exchange 2007 and Exchange 2010, the 401-1.htm Web page that is installed in the Help subdirectory of the Autodiscover physical directory can be configured as shown in this section to provide additional troubleshooting details.

7 Change Tracking

This section identifies changes made to [MS-ASCMD] protocol documentation between February 2010 and May 2010 releases. Changes are classed as major, minor, or editorial.

Major changes affect protocol interoperability or implementation. Examples of major changes are:

- A document revision that incorporates changes to interoperability requirements or functionality.
- An extensive rewrite, addition, or deletion of major portions of content.
- A protocol is deprecated.
- The removal of a document from the documentation set.
- Changes made for template compliance.

Minor changes do not affect protocol interoperability or implementation. Examples are updates to fix technical accuracy or ambiguity at the sentence, paragraph, or table level.

Editorial changes apply to grammatical, formatting, and style issues.

No changes means that the document is identical to its last release.

Major and minor changes can be described further using the following revision types:

- New content added.
- Content update.
- Content removed.
- New product behavior note added.
- Product behavior note updated.
- Product behavior note removed.
- New protocol syntax added.
- Protocol syntax updated.
- Protocol syntax removed.
- New content added due to protocol revision.
- Content updated due to protocol revision.
- Content removed due to protocol revision.
- New protocol syntax added due to protocol revision.
- Protocol syntax updated due to protocol revision.
- Protocol syntax removed due to protocol revision.
- New content added for template compliance.
- Content updated for template compliance.

- Content removed for template compliance.
- Obsolete document removed.

Editorial changes always have the revision type "Editorially updated."

Some important terms used in revision type descriptions are defined as follows:

Protocol syntax refers to data elements (such as packets, structures, enumerations, and methods) as well as interfaces.

Protocol revision refers to changes made to a protocol that affect the bits that are sent over the wire.

Changes are listed in the following table. If you need further information, please contact protocol@microsoft.com.

Section	Tracking number (if applicable) and description	Major change (Y or N)	Revision Type
1.1 Glossary	54909 Added "Transport Neutral Encapsulation Format (TNEF)" to the list of terms defined in [MS-OXGLOS].	N	Content update.
1.2.1 Normative References	54909 Added [MS-OXCICAL], [RFC2447], and [MS-OXTNEF] as normative references.	Y	Content update.
1.2.2 Informative References	Updated the short name, link, and author of [MSFT-AUTODISCOVER].	N	Content update.
1.3 Overview	Updated the section title.	N	Content updated for template compliance.
2.2.1.1 Autodiscover	54666 Removed the product behavior note and moved the content to the section text.	N	Product behavior note removed.
2.2.1.1 Autodiscover	55218 Added information about the Content-Type header requirements.	Y	Content update.
2.2.1.1.1.1 Request	54712 Added "(request only)" for Child elements.	N	Content update.
2.2.1.1.1.1 Request	54967 Added information about <ErrorCode> 600.	N	Content update.
2.2.1.1.2.1 Action	54346 Added (response only) to Parent elements column.	N	Content update.
2.2.1.1.2.3	54713	N	Content

Section	Tracking number (if applicable) and description	Major change (Y or N)	Revision Type
DebugData	Added "response only" to the Parent element.		update.
2.2.1.1.2.4 DisplayName	54713 Added "(response only)" to the Parent element.	N	Content update.
2.2.1.1.2.6 Error	54713 Added "(response only)" to the Child elements.	N	Content update.
2.2.1.1.2.7 Message	54713 Added "(response only)" to the Parent element.	N	Content update.
2.2.1.1.2.9 Redirect	54713 Added "(response only)" to the Parent elements.	N	Content update.
2.2.1.1.2.10 Response	54713 Added "(response only)" to Parent and Child elements.	N	Content update.
2.2.1.1.2.11 Server	54713 Added "(response only)" to Child elements.	N	Content update.
2.2.1.1.2.12 ServerData	54666 Removed a product behavior note that included an implementation detail.	N	Product behavior note removed.
2.2.1.1.2.14 Status	54713 Added "(response only)" to Parent elements.	N	Content update.
2.2.1.1.2.15 Type	54666 Removed two product behavior notes that included implementation details.	N	Product behavior note removed.
2.2.1.1.2.16 Url	54666 Removed a product behavior note that included implementation details.	N	Product behavior note removed.
2.2.1.1.2.17 User	54713 Added "(response only)" to Parent and Child elements.	N	Content update.
2.2.1.2.1 Request	54598 Added <xs:minLength value="1"/> to the <SyncKey> and <ParentId> elements.	Y	Content update.
2.2.1.2.1 Request	54693 Added encoding="utf-8" to the first line of the schema.	N	Content update.

Section	Tracking number (if applicable) and description	Major change (Y or N)	Revision Type
2.2.1.2.2 Response	54601 Added <xs:minLength value="1"/> to the <SyncKey> and <ServerId> elements.	Y	Content update.
2.2.1.2.2 Response	54693 Added encoding="utf-8" to the first line of the schema.	N	Content update.
2.2.1.3.1.1 FolderDelete	50522 Changed "HTTP Post" to "HTTP POST".	N	Content update.
2.2.1.3.2 Response	54623 Added maxOccurs="1" to the <SyncKey> element. Added minLength and maxLength values to the <SyncKey> element.	N	Content update.
2.2.1.3.2 Response	54693 Added encoding="utf-8" to the first line of the schema.	N	Content update.
2.2.1.4.2 Response	54675 Added minLength and maxLength values to the <SyncKey>, <ParentId>, and <ServerId> elements. Changed the data type of the <Type> element to xs:integer. Changed the data type of the <Count> element to xs:unsignedInt.	Y	Content update.
2.2.1.4.2.4 Changes	54713 Added "(response only)" to Child elements.	N	Content update.
2.2.1.4.2.6 Delete	54713 Added "(response only)" for Child elements.	N	Content update.
2.2.1.4.2.7 Add	54713 Added "(response only)" to Child elements.	N	Content update.
2.2.1.4.2.8 ServerId	54675 Changed the Number allowed value to 1 (required as a child of <Add>, <Delete>, and <Update>).	Y	Content update.
2.2.1.4.2.8 ServerId	Added <Delete> to the list of elements that MUST contain a <ServerId> element.	N	Content update.
2.2.1.4.2.9 ParentId	54675 Changed the Number allowed value to 1 (required, as a child of <Add> and <Update>).	Y	Content update.
2.2.1.4.2.10 DisplayName	54675 Changed the Number allowed value to 1 (required, as a child of <Add> and <Update>).	Y	Content update.

Section	Tracking number (if applicable) and description	Major change (Y or N)	Revision Type
2.2.1.4.2.11 Type	54675 Updated the Number allowed value to 1 (required as a child of <Add> and <Update>).	Y	Content update.
2.2.1.4.2.12 Update	54713 Added "(response only)" to Child elements.	N	Content update.
2.2.1.5.1.2 SyncKey	54982 Added information about <Status> value 10.	N	Content update.
2.2.1.5.1.3 ServerId	54981 Changed an instance of "FolderUpdate" to "FolderCreate".	N	Content update.
2.2.1.5.1.5 DisplayName	54741 Added "(up to 256 characters)" in the Data type column.	N	Content update.
2.2.1.5.2 Response	54624 Added maxOccurs="1" to the <SyncKey> element. Added minLength and maxLength values to the <SyncKey> element.	N	Content update.
2.2.1.5.2.2 Status	54739 Updated the Meaning and Cause cell values for <Status> values 2 and 3.	N	Content update.
2.2.1.6 GetAttachment	54666 Added MS-ASProtocolVersion header value 14.1 and references to [MS-ASHTTP] to the product behavior note.	Y	Product behavior note updated.
2.2.1.7.1.3 Collection	54197 Updated the location and text of the product behavior note to clarify the supported MS-ASProtocolVersion value.	N	Content update.
2.2.1.7.1.4 SyncKey	54666 Updated the content and location of the product behavior note. Moved information about the current version to the section text.	N	Product behavior note updated.
2.2.1.7.1.6 ConversationMode	54666 Updated the product behavior note to specify the functionality of previous versions only.	N	Product behavior note updated.
2.2.1.7.1.7 Options	54090 Added "(request only)" behind Child elements in the table.	N	Content update.
2.2.1.7.1.7 Options	54666 Updated the product behavior note to specify the behavior of previous versions only.	N	Product behavior note

Section	Tracking number (if applicable) and description	Major change (Y or N)	Revision Type
			updated.
2.2.1.7.1.8 Class	54486 Removed "Document" from the list of possible <Class> values.	Y	Content update.
2.2.1.7.1.8 Class	54666 Updated the product behavior note to specify the behavior of previous versions only.	N	Product behavior note updated.
2.2.1.7.1.9 FilterType	54199 Updated the value table to show that a value of 0 is valid for tasks. <Status> value of 110 is not returned.	Y	Content update.
2.2.1.7.1.9 FilterType	54197 Removed one product behavior note and updated another product behavior note to clarify the parent elements of the <FilterType> element for different MS-ASProtocolVersion values.	N	Content update.
2.2.1.7.1.9 FilterType	54625 Removed the Applies to contacts column, and added a sentence stating that the <FilterType> element does not support contact collections.	Y	Content update.
2.2.1.7.1.9 FilterType	54666 Updated the product behavior note to specify the behavior of previous versions only. Moved details about the current version from the product behavior note to the section text.	N	Product behavior note updated.
2.2.1.7.1.10 MaxItems	54203 Changed the <Status> value returned when <MaxItems> is set for a collection other than RI from "103" to "2".	Y	Content update.
2.2.1.7.1.10 MaxItems	54666 Updated the product behavior note to specify the behavior of previous versions only.	N	Content update.
2.2.1.7.2.3 Status	54204 Updated the description to state that <Status> values can be returned globally or per <Collection> element.	Y	Content update.
2.2.1.7.2.4 Collection	54197 Added <ConversationId> and <Options> elements to the Child elements column, and added a product behavior note about the <FilterType> child element.	N	Content update.

Section	Tracking number (if applicable) and description	Major change (Y or N)	Revision Type
2.2.1.7.2.4 Collection	Changed number allowed from "0...n" to "0...300".	N	Content update.
2.2.1.8.2 Request	54184 Added the <BodyPartPreference>, <RightsManagementSupport>, and <RemoveRightsManagementProtection> elements to the schema.	Y	Content update.
2.2.1.8.2 Request	Changed "Email" to "EMAIL" to match Email class schema. Added the code to import the Calendar class and the Search namespace.	N	Content update.
2.2.1.8.2 Request	54577 Changed maxOccurs="1" to maxOccurs="unbounded" in the <Schema> element definition.	Y	Content update.
2.2.1.8.2 Request	54600 Changed the maxLength of the <Password> element to 256.	Y	Content update.
2.2.1.8.2 Request	54702 Added minOccurs="0" and maxOccurs="unbounded" to the <Fetch> element.	N	Content update.
2.2.1.8.2.2 Fetch	54184 Added <RemoveRightsManagementProtection> to the Child elements column.	Y	Content update.
2.2.1.8.2.2 Fetch	54448 Removed duplicate <LongId> (request only) element.	N	Content update.
2.2.1.8.2.2 Fetch	54720 Added "(request only)" to the Options element in the child elements column.	N	Content update.
2.2.1.8.2.2 Fetch	54666 Moved the content of the product behavior note to the section text as it did not specify the behavior of previous versions.	N	Content update.
2.2.1.8.2.3 EmptyFolderContents	Added airsnc namespace prefix to the <CollectionId> element in the Child elements column.	N	Content update.
2.2.1.8.2.3 EmptyFolderContents	54438 Changed the wording used to describe the <DeleteSubFolders> option.	N	Content update.
2.2.1.8.2.3 EmptyFolderContents	54661 Changed the Number allowed to "0...N".	Y	Content update.

Section	Tracking number (if applicable) and description	Major change (Y or N)	Revision Type
2.2.1.8.2.4 CollectionId	54437 Changed the Number allowed value to specify the requirements for both parent elements.	Y	Content update.
2.2.1.8.2.4 CollectionId	Added a sentence stating that this element is defined in the AirSync namespace.	N	Content update.
2.2.1.8.2.5 Options	54184 Added <BodyPartPreference> and <RightsManagementSupport> to the Child elements column in the table, and information about these elements to the bulleted list.	Y	Content update.
2.2.1.8.2.5 Options	Added descriptions of the <UserName>, <Password>, and <MIMESupport> elements to the bulleted list. Added links to all elements in the bulleted list.	N	Content update.
2.2.1.8.2.5 Options	54720 Added "(request only)" to the parent and child elements columns.	N	Content update.
2.2.1.8.2.6 DeleteSubFolders	54436 Changed the number allowed to "0...1 (optional)".	Y	Content update.
2.2.1.8.2.6 DeleteSubFolders	54720 Added "(request only)" to the <Options> element in the Parent elements column.	N	Content update.
2.2.1.8.2.7 Store	54703 Added "(up to 256 characters)" to the data type value.	N	Content update.
2.2.1.8.2.9 LinkId	54435 Removed the statement about storing the <LinkId> retrieved by the Sync command.	N	Content removed.
2.2.1.8.2.11 ServerId	54432 Removed the statement about storing the <ServerId> when retrieved by the Search command.	N	Content removed.
2.2.1.8.2.11 ServerId	Added a sentence stating that the element is defined in the AirSync namespace.	N	Content update.
2.2.1.8.2.13 Schema	54577 Changed the Number allowed from "0...1 (optional)" to "0...N (optional)".	Y	Content update.
2.2.1.8.2.16 Password	54600 Changed the maximum length of the <Password> element to 256 and added a	Y	Content update.

Section	Tracking number (if applicable) and description	Major change (Y or N)	Revision Type
	sentence stating that logon dialog boxes can limit the length to a smaller value.		
2.2.1.8.2.17 Move	54431 Removed sentence about the <Move> element's <Status> value being the same as the parent <ItemOperations> status value.	N	Content removed.
2.2.1.8.2.17 Move	53048 Removed the Email2 prefix from the ConversationId element. Removed the reference to [MS-ASEMAIL] for more information about the <Email2:ConversationId> element.	N	Content update.
2.2.1.8.2.17 Move	54666 Updated the product behavior note to specify the behavior of previous versions only.	N	Content update.
2.2.1.8.2.18 ConversationId	53048 Added the <ConversationId> section back into the document.	N	Content update.
2.2.1.8.2.18 ConversationId	54666 Updated the product behavior note.	N	Content update.
2.2.1.8.2.19 DstFldId	54705 Added "(up to 64 characters)" to the data type value.	N	Content update.
2.2.1.8.2.19 DstFldId	54666 Updated the product behavior note to specify the behavior of previous versions only.	N	Content update.
2.2.1.8.2.20 MoveAlways	54418 Added information about the <MoveAlways> element being required in a request when performing a move operation.	Y	Content update.
2.2.1.8.2.20 MoveAlways	54419 Changed the data type to "Empty tag" and added a description of how empty tag elements are used.	Y	Content update.
2.2.1.8.2.20 MoveAlways	54666 Updated the product behavior note to specify the behavior of previous versions only.	N	Content update.
2.2.1.8.3 Response	54184 Added the <airsyncbase:BodyPart> element to the schema.	Y	Content update.
2.2.1.8.3 Response	Added and imported the AirSync and AirSyncBase namespaces. Added an <all> tag, missing quotation marks, the <Part>	N	Content update.

Section	Tracking number (if applicable) and description	Major change (Y or N)	Revision Type
	element, and a comment about elements from the content classes. Removed the type requirement for two reference elements.		
2.2.1.8.3.3 EmptyFolderContents	Added the airsinc namespace prefix to the <CollectionId> element.	N	Content update.
2.2.1.8.3.4 CollectionId	Added a sentence stating that this element is defined in the AirSync namespace. Updated Parent elements and Number allowed values to match <CollectionId> request section content.	N	Content update.
2.2.1.8.3.5 ServerId	Added a sentence stating that this element is defined in the AirSync namespace.	N	Content update.
2.2.1.8.3.6 Fetch	54720 Added "(request only)" to the <Options> element in the Child elements column.	N	Content update.
2.2.1.8.3.6 Fetch	54873 Changed "Fetch command" to "<Fetch> element".	N	Content update.
2.2.1.8.3.6 Fetch	Added the airsinc prefix to the <Class>, <CollectionId>, and <ServerId> elements.	N	Content update.
2.2.1.8.3.7 LinkId	54435 Removed the statement about storing the <LinkId> value returned by the Sync command.	Y	Content removed.
2.2.1.8.3.9 Class	54585 Changed "request or response" to "response" for valid values of <Class> element.	N	Content update.
2.2.1.8.3.9 Class	Clarified that this element is defined in the AirSync namespace.	N	Content update.
2.2.1.8.3.10 Properties	54184 Added the <airsyncbase:BodyPart> element to the Child elements column.	Y	Content update.
2.2.1.8.3.10 Properties	54578 Removed "<Schema> (request only)" from the Parent elements column and removed information about including <Properties> in the request.	N	Content update.
2.2.1.8.3.10 Properties	54715 Added the <Range> element to the Child elements column.	Y	Content update.
2.2.1.8.3.12 Status	54505 Added "(response only)" to Parent elements.	N	Content update.

Section	Tracking number (if applicable) and description	Major change (Y or N)	Revision Type
2.2.1.8.3.12 Status	54503 Updated description of <Status> value 6 to include access denied.	N	Content update.
2.2.1.8.3.12 Status	54554 Updated the description of <Status> value 156 to state that the destination folder must be of type IPF.Note.	Y	Content update.
2.2.1.8.3.12 Status	54884 Updated the description of <Status> value 155 to reflect that both <MoveAlways> and <Options> are missing from the request.	N	Content update.
2.2.1.8.3.17 Move	53048 Removed the Email2 prefix from <ConversationId> element. Removed the reference to [MS-ASEMAIL] for more information about the <ConversationId> element. The <ConversationId> element is part of the ItemOperations namespace.	N	Content update.
2.2.1.8.3.18 ConversationId	54038 Added new section.	Y	New content added.
2.2.1.9 MeetingResponse	54139 Added Calendar folder to the description. Added a product behavior note stating that the Calendar folder cannot be used to modify meeting requests in Exchange 2007.	Y	Content update.
2.2.1.9.1 Request	54139 Added the <InstanceId> element to the schema.	Y	Content update.
2.2.1.9.1 Request	Imported Search namespace into the schema.	N	Content update.
2.2.1.9.1.3 Request	54139 Added <InstanceId> to the Child elements column.	Y	Content update.
2.2.1.9.1.3 Request	54515 Added "(request only)" after each Child element.	N	Content update.
2.2.1.9.1.6 InstanceId	54139 Added new section.	Y	Content update.
2.2.1.9.2.4 Result	54516 Added "(response only)" to Child elements in table.	N	Content update.
2.2.1.9.2.5	54139	Y	Content

Section	Tracking number (if applicable) and description	Major change (Y or N)	Revision Type
Status	Added additional causes for a <Status> value of 2.		update.
2.2.1.9.2.5 Status	Modified the sentences introducing the <Status> value table.	N	Content update.
2.2.1.10.1 Request	54905 Changed <Moves> to <MoveItems> in the schema.	Y	Content update.
2.2.1.10.1.2 MoveItems	54905 Changed <Moves> to <MoveItems>.	Y	Content update.
2.2.1.10.1.3 Move	54905 Changed <Moves> to <MoveItems> in the Parent elements column.	Y	Content update.
2.2.1.10.1.3 Move	54517 Updated child element descriptions to include "(request only)".	N	Content update.
2.2.1.10.1.4 SrcFldId	54517 Updated <Move> parent element description to include "(request only)".	N	Content update.
2.2.1.10.2 Response	54905 Changed <Moves> to <MoveItems>.	Y	Content update.
2.2.1.10.2.2 MoveItems	54905 Changed <Moves> to <MoveItems>.	Y	Content update.
2.2.1.10.2.3 Response	54520 Added "(response only)" to Child elements.	N	Content update.
2.2.1.11.1.1 Class	54666 Updated the product behavior note to specify the behavior of previous versions only.	N	Content update.
2.2.1.11.2.6 Status	54361 Updated the description of <Status> value 3.	Y	Content update.
2.2.1.13 ResolveRecipients	54666 Updated the product behavior note to specify the behavior of previous versions only.	N	Content update.
2.2.1.13.1 Request	54870 Added new <Picture>, <MaxSize>, and <MaxPictures> elements to the schema.	Y	Content update.
2.2.1.13.1 Request	54288 Changed the minOccurs value for the <To> element to 1.	Y	Content update.
2.2.1.13.1.3 Options	54304 Added "(request only)" to Child elements.	N	Content update.

Section	Tracking number (if applicable) and description	Major change (Y or N)	Revision Type
2.2.1.13.1.4 MaxCertificates	54268 Added "(request only)" in the Parent element.	N	Content update.
2.2.1.13.1.6 To	54288 Changed the number allowed from "0...1000 (optional)" to "1...1000 (required)".	Y	Content update.
2.2.1.13.1.6 To	54140 Updated information about <Status> value 161. This value is returned for distribution groups and not distribution lists.	N	Content update.
2.2.1.13.1.7 Availability	54666 Updated the product behavior note to specify the behavior of previous versions only.	N	Content update.
2.2.1.13.1.8 StartTime	54666 Updated the product behavior note to specify the behavior of previous versions only.	N	Content update.
2.2.1.13.1.9 EndTime	54666 Updated the product behavior note to specify the behavior of previous versions only.	N	Product behavior note updated.
2.2.1.13.1.10 Picture	54870 Added new section.	Y	New content added.
2.2.1.13.1.11 MaxSize	54870 Added new section.	Y	New content added.
2.2.1.13.1.12 MaxPictures	54870 Added new section.	Y	New content added.
2.2.1.13.2 Response	54870 Added the <Picture> element and its child elements to the schema.	Y	Content update.
2.2.1.13.2 Response	Changed unsignedbyte to unsignedByte. Removed duplicate type definition for the <To> element. Removed the type definition from the <Recipient> complex type.	N	Content update.
2.2.1.13.2.1 Certificate	54321 Added "(response only)" to the Certificate Parent element.	N	Content update.
2.2.1.13.2.3 Certificates	54323 Added "(response only)" to Child elements.	N	Content update.
2.2.1.13.2.6	54323	N	Content

Section	Tracking number (if applicable) and description	Major change (Y or N)	Revision Type
MiniCertificate	Added "(response only)" to the Parent elements column.		update.
2.2.1.13.2.7 Recipient	54333 Added "response only" clarification to Child elements column of Response row.	N	Content update.
2.2.1.13.2.7 Recipient	54335 Added "(response only)" to Parent element in table.	N	Content update.
2.2.1.13.2.8 RecipientCount	54335 Added "(response only)" to Parent element <Response> in table.	N	Content update.
2.2.1.13.2.8 RecipientCount	54323 Added "(response only)" to the Parent element <Certificates> in the table.	N	Content update.
2.2.1.13.2.9 ResolveRecipients	54176 Changed "<Status> (request only)" to "<Status> (response only)".	N	Content update.
2.2.1.13.2.10 Response	54335 Added "(response only)" to Child elements in table.	N	Content update.
2.2.1.13.2.10 Response	54322 Added "(response only)" to Parent elements table.	N	Content update.
2.2.1.13.2.11 Status	54870 Added <Picture> to the Parent elements column. Added a new table containing <Status> values for the <Picture> element.	Y	Content update.
2.2.1.13.2.11 Status	54140 Changed the description for <Status> value 161 to reference distribution groups instead of distribution lists.	N	Content update.
2.2.1.13.2.11 Status	54666 Updated the product behavior note to specify the behavior of previous versions only.	N	Product behavior note updated.
2.2.1.13.2.14 Availability	54666 Updated the product behavior note to specify the behavior of previous versions only.	N	Product behavior note updated.
2.2.1.13.2.15 MergedFreeBusy	54666 Updated the product behavior note to specify the behavior of previous versions only.	N	Product behavior note updated.

Section	Tracking number (if applicable) and description	Major change (Y or N)	Revision Type
2.2.1.13.2.16 Picture	54870 Added new section.	Y	New content added.
2.2.1.13.2.17 Data	54870 Added new section.	Y	New content added.
2.2.1.14 Search	54666 Removed a product behavior note that contained implementation details.	N	Product behavior note removed.
2.2.1.14.1 Request	54185 Added the <BodyPartPreference>, <RightsManagementSupport>, <Picture>, <MaxSize> and <MaxPictures> elements to the schema.	Y	Content update.
2.2.1.14.1 Request	Removed the Calendar, Contacts2, and Contacts namespaces from the schema. Changed the Email namespace to EMAIL to match the Email class schema.	N	Content update.
2.2.1.14.1 Request	54618 Added minOccurs and maxOccurs values for all queryType elements and the <Store> element.	Y	Content update.
2.2.1.14.1 Request	Added links to elements not specified in this document.	N	Content update.
2.2.1.14.1 Request	54640 Removed references to the <Or> element.	Y	Content update.
2.2.1.14.1.1 Name	54618 Added "(up to 256 characters)" to the Number allowed column.	N	Content update.
2.2.1.14.1.1 Name	54738 Added "(request only)" to the <Store> element in the Parent elements column.	N	Content update.
2.2.1.14.1.2 Query	54640 Removed references to the <Or> element.	Y	Content update.
2.2.1.14.1.2 Query	54714 Added "(request only)" to the elements in the Parent and Child elements columns.	N	Content update.
2.2.1.14.1.2 Query	Added airsnc namespace prefix to the <Class> and <CollectionId> child elements.	N	Content update.
2.2.1.14.1.2 Query	54666 Removed product behavior note that	N	Product behavior

Section	Tracking number (if applicable) and description	Major change (Y or N)	Revision Type
	contained implementation details.		note removed.
2.2.1.14.1.3 Options	Changed the order of the elements in the Child elements column.	N	Content update.
2.2.1.14.1.3 Options	54185 Added <BodyPartPreference>, <RightsManagementSupport>, and <Picture> to both tables.	Y	Content update.
2.2.1.14.1.3 Options	54716 Added "(request only)" to the Parent and Child elements columns.	N	Content update.
2.2.1.14.1.4 Range	54466 Updated the description of the <Total> element to state that it is an estimate only.	N	Content update.
2.2.1.14.1.5 Schema	54716 Added "(request only)" to the <Options> element in the Parent elements column.	N	Content update.
2.2.1.14.1.5 Schema	Added "(request only)" to the <Class> element in the Child elements column.	N	Content update.
2.2.1.14.1.9 And	54618 Changed the number allowed from 0...N to 0...1.	Y	Content update.
2.2.1.14.1.9 And	54666 Removed product behavior note stating that <And> must be a top level element under <Query>. Added error information from the product behavior note to the section text. Removed <And> and <Or> from the Child elements column.	N	Content update.
2.2.1.14.1.9 And	Added the airsnc namespace prefix to the <Class> and <CollectionId> elements.	N	Content update.
2.2.1.14.1.9 And	54714 Added "(request only)" to the <Query> element in the Parent elements column.	N	Content update.
2.2.1.14.1.9 And	54717 Added "(request only)" to the elements in the Child elements column.	N	Content update.
2.2.1.14.1.10 Class	54666 Removed product behavior note stating that <Class> can only be a top level element under <And>. Added error information from product behavior note to the section text. Removed <Query> and <Or> from the	N	Content update.

Section	Tracking number (if applicable) and description	Major change (Y or N)	Revision Type
	Parent elements column. Added clarifying information about valid values available when the MS-ASProtocolVersion header is set to 14.1.		
2.2.1.14.1.10 Class	Added a sentence stating that the <Class> element is defined in the AirSync namespace.	N	Content update.
2.2.1.14.1.10 Class	54618 Changed the Number allowed value from "0...4" to "0...N (optional)".	Y	Content update.
2.2.1.14.1.11 DeepTraversal	54716 Added "(request only)" to the <Options> element in the Parent elements column.	N	Content update.
2.2.1.14.1.12 EqualTo	54714 Added "(request only)" to the <Query> element in the Parent elements column.	N	Content update.
2.2.1.14.1.12 EqualTo	54736 Added "(request only)" to the elements in the Child elements column.	N	Content update.
2.2.1.14.1.13 GreaterThan	54666 Removed the product behavior note stating that <GreaterThan> must be a top level element under <And>. Added error information from the product behavior note to the section text. Removed <Query> and <Or> from the Parent elements column.	N	Content update.
2.2.1.14.1.13 GreaterThan	54721 Added "(request only)" to the elements in the Parent and Child elements columns.	N	Content update.
2.2.1.14.1.14 LessThan	54666 Removed product behavior note stating that <LessThan> must be a top level element under <And>. Added error information from the product behavior note to the section text. Removed <Query> and <Or> from the Parent elements column.	N	Content update.
2.2.1.14.1.14 LessThan	54723 Added "(request only)" to the elements in the Parent and Child elements columns.	N	Content update.
2.2.1.14.1.15 Value	54736 Added "(request only)" to the <EqualTo> element in the Parent elements column.	N	Content update.
2.2.1.14.1.15 Value	54721 Added "(request only)" to the	N	Content update.

Section	Tracking number (if applicable) and description	Major change (Y or N)	Revision Type
	<GreaterThan> element in the Parent elements column.		
2.2.1.14.1.15 Value	54723 Added "(request only)" to the <LessThan> element in the Parent elements column.	N	Content update.
2.2.1.14.1.16 FreeText	54666 Removed product behavior note stating that <FreeText> cannot be a child of the <Query> element or the <Or> element and can only be a child of the <And> element. Added error information from the product behavior note to the section text. Removed <Query> and <Or> from the Parent elements column.	N	Content update.
2.2.1.14.1.16 FreeText	54717 Added "(request only)" to the <And> element in the Parent elements column.	N	Content update.
2.2.1.14.1.17 CollectionId	54666 Removed the product behavior note stating that <CollectionId> can only be a top level element under <And>. Added error information from the product behavior note to the section text. Removed <Query> and <Or> from the Parent elements column.	N	Content update.
2.2.1.14.1.17 CollectionId	54717 Added "(request only)" to the <And> element in the Parent elements column.	N	Content update.
2.2.1.14.1.18 ConversationId	54666 Removed the product behavior note stating that <ConversationId> can only be a top level element under <And>. Added error information from the product behavior note to the section text. Removed <Query> and <Or> from the Parent elements column. Updated product behavior note text to indicate the MS-ASProtocolVersion header values that are not supported.	Y	Content update.
2.2.1.14.1.18 ConversationId	54717 Added "(request only)" to the <And> element in the Parent elements column.	N	Content update.
2.2.1.14.1.21 DateReceived	54721 Added "(request only)" to the <GreaterThan> element in the Parent elements column.	N	Content update.
2.2.1.14.1.21 DateReceived	54723 Added "(request only)" to the <LessThan>	N	Content update.

Section	Tracking number (if applicable) and description	Major change (Y or N)	Revision Type
	element in the Parent elements column.		
2.2.1.14.1.22 Picture	54185 Added new section.	Y	New content added.
2.2.1.14.1.23 MaxSize	54185 Added new section.	Y	New content added.
2.2.1.14.1.24 MaxPictures	54185 Added new section.	Y	New content added.
2.2.1.14.2 Response	54185 Added the <BodyPart> and <Picture> elements to the response schema.	Y	Content update.
2.2.1.14.2 Response	Added <Cc>, <ReplyTo>, <Attachments>, <UmCallerID>, <UmUserNotes>, <ReceivedAsBcc>, and <Sender> elements to the response schema. Imported the AirSync, AirSyncBase, Email, Email2, Contacts, Contacts2, Calendar, Document, Notes, and Tasks namespaces.	Y	Content update.
2.2.1.14.2.2 Properties	54185 Added the <BodyPart> element to the Child elements column.	Y	Content update.
2.2.1.14.2.2 Properties	Removed "(response only)" from the Child elements column as the <Properties> element and its child elements are only available in responses.	N	Content update.
2.2.1.14.2.3 Range	54466 Updated the description of the <Total> element to state that it is an estimate only.	N	Content update.
2.2.1.14.2.5 Result	54638 Removed <ParentId> from the Child elements column.	Y	Content update.
2.2.1.14.2.5 Result	54735 Added "(response only)" to the child and parent elements in the table.	N	Content update.
2.2.1.14.2.7 Status	54185 Added <Picture> to the Parent elements column. Added a new table containing <Status> values for the <Picture> element.	Y	Content update.
2.2.1.14.2.9 Total	54466 Changed the element description to indicate that this value is an estimate only.	N	Content update.

Section	Tracking number (if applicable) and description	Major change (Y or N)	Revision Type
2.2.1.14.2.10 Class	54640 Removed <Or> from the Parent elements column.	Y	Content update.
2.2.1.14.2.10 Class	54666 Removed product behavior note stating that <Class> can only be a top level element under <And>. Added error information from product behavior note to the section text. Removed <Query> and <Or> from the Parent elements column. Added clarifying information about valid values available when the MS-ASProtocolVersion header is set to 14.1.	N	Content update.
2.2.1.14.2.10 Class	Added a sentence stating that the <Class> element is defined in the AirSync namespace.	N	Content update.
2.2.1.14.2.10 Class	54618 Changed the Number allowed value from "0...4" to "1...1 (required, 1 per <Result> element)".	Y	Content update.
2.2.1.14.2.11 Picture	54185 Added new section.	Y	New content added.
2.2.1.14.2.12 Data	54185 Added new section.	Y	New content added.
2.2.1.15.1 Request	54680 Updated the schema to include new <AccountId> and <TemplateID> elements.	Y	Content update.
2.2.1.15.1 Request	Added the tns: prefix to the SaveInSentItems data type.	N	Content update.
2.2.1.15.1.1 SendMail	54680 Added new <AccountId> and <TemplateID> elements to the Child elements column.	Y	Content update.
2.2.1.15.1.3 AccountId	54680 Added new section.	Y	New content added.
2.2.1.15.1.5 Mime	54909 Added details about meeting requests included in the <Mime> element.	Y	Content update.
2.2.1.15.2.1 SendMail	54680 Added <AccountId>, <SaveInSentItems>, and <TemplateID> to the Child elements	Y	Content update.

Section	Tracking number (if applicable) and description	Major change (Y or N)	Revision Type
	column.		
2.2.1.15.2.2 Status	54504 Updated information about when a <Status> value is returned.	Y	Content update.
2.2.1.16 Settings	54666 Updated the product behavior notes to specify the behavior of previous versions only.	N	Product behavior note updated.
2.2.1.16.1 Request	54681 Moved the <DeviceInformation> and <EmptyTag> element within the schema, and added the <RightsManagementInformation> element and its child elements to the schema.	Y	Content update.
2.2.1.16.1 Request	Added tns: prefix to elements with a data type of EmptyTag.	N	Content update.
2.2.1.16.1.2 Oof	51963 Removed a statement about the sender group not being allowed.	N	Content removed.
2.2.1.16.1.3 Get	54681 Updated information to include the new <RightsManagementInformation> parent element and the new <Accounts> and <RightsManagementTemplates> child elements.	Y	Content update.
2.2.1.16.1.3 Get	Modified the format of the tables to distinctly identify the settings for each parent element and removed content that duplicated what was in the tables.	N	Content update.
2.2.1.16.1.4 Set	54108 Added (request only) to the <DeviceInformation> and <DevicePassword> elements in the Parent elements column. Deleted information about child elements of the <Set> element in a response.	Y	Content update.
2.2.1.16.1.4 Set	54876 Moved information from sections 2.2.1.16.1.4.1, 2.2.1.16.1.4.2, and 2.2.1.16.1.4.3 to this section and reworded the existing content in this section.	N	Content update.
2.2.1.16.1.4 Set	54666 Updated the product behavior note to specify the behavior of previous versions only.	N	Product behavior note updated.

Section	Tracking number (if applicable) and description	Major change (Y or N)	Revision Type
2.2.1.16.1.10 AppliesToInternal	54205 Removed sentence about audiences being mutually exclusive.	N	Content removed.
2.2.1.16.1.11 AppliesToExternalKnown	54205 Removed sentence about audiences being mutually exclusive.	N	Content removed.
2.2.1.16.1.12 AppliesToExternalUnknown	54205 Removed sentence about audiences being mutually exclusive.	N	Content removed.
2.2.1.16.1.12 AppliesToExternalUnknown	54210 Changed two <AppliesToExternalKnown> references to <AppliesToExternalUnknown>.	N	Content update.
2.2.1.16.1.15 DeviceInformation	54681 Updated information about when to send the <DeviceInformation> element.	Y	Content update.
2.2.1.16.1.15 DeviceInformation	54108 Added <Status> to the Child elements column and indicated which element is used in requests and which element is used in responses.	N	Content update.
2.2.1.16.1.15 DeviceInformation	54262 Removed reference to [MS-ASMS] for mobile operator name.	N	Content removed.
2.2.1.16.1.23 DevicePassword	54108 Added <Status> to the Child elements column and indicated which element is used in requests and which is used in responses.	Y	Content update.
2.2.1.16.1.25 UserInformation	54332 Removed "<UserInformation> (request only)" from the <Get> element in the Child elements column.	Y	Content removed.
2.2.1.16.1.26 EnableOutboundSMS	54666 Updated the product behavior note to specify the behavior of previous versions only.	N	Product behavior note updated.
2.2.1.16.1.27 MobileOperator	54666 Updated the product behavior note to specify the behavior of previous versions only.	N	Product behavior note updated.
2.2.1.16.1.28 RightsManagementInformation	54681 Added new section.	Y	New content added.
2.2.1.16.2	54681	Y	Content

Section	Tracking number (if applicable) and description	Major change (Y or N)	Revision Type
Response	Added the RightsManagement namespace, the <Accounts> element and its child elements, and the <RightsManagementInformation> element and its child elements to the schema.		update.
2.2.1.16.2.2 Status	54108 Added the <DeviceInformation> and <DevicePassword> elements to Parent elements column. Removed information about <Set> being a parent element.	Y	Content update.
2.2.1.16.2.3 Oof	51963 Removed a statement about a sender group not being allowed.	N	Content removed.
2.2.1.16.2.4 Get	Modified the format of the tables to distinctly identify the settings for each parent element and removed content that duplicated what was in the tables.	N	Content update.
2.2.1.16.2.4 Get	54681 Updated information to include the new <RightsManagementInformation> parent element and the new <Accounts> and <RightsManagementTemplates> child elements.	Y	Content update.
2.2.1.16.2.4 Get	54386 Changed the child elements in a <UserInformation> response from "None" to <EmailAddresses>.	Y	Content update.
2.2.1.16.2.5 OofState	54401 Added information about why the <OofState> element MUST be set to 2 if the <StartTime> and <EndTime> elements are submitted in the request.	N	Content update.
2.2.1.16.2.5 OofState	50255 Removed information about the Availabilities Service.	N	Content removed.
2.2.1.16.2.10 AppliesToInternal	54205 Removed sentence about audiences being mutually exclusive.	N	Content removed.
2.2.1.16.2.10 AppliesToInternal	54458 Removed "<Get> request only" from the Parent elements column.	Y	Content removed.
2.2.1.16.2.11 AppliesToExternalKnown	54205 Removed sentence about audiences being mutually exclusive.	N	Content removed.

Section	Tracking number (if applicable) and description	Major change (Y or N)	Revision Type
2.2.1.16.2.12 AppliesToExternalUnknown	54205 Removed sentence about audiences being mutually exclusive.	N	Content removed.
2.2.1.16.2.12 AppliesToExternalUnknown	54210 Changed two <AppliesToExternalKnown> references to <AppliesToExternalUnknown>.	N	Content update.
2.2.1.16.2.15 DeviceInformation	Removed product behavior note about information being output to Outlook Web Access mobile device consoles.	N	Product behavior note removed.
2.2.1.16.2.15 DeviceInformation	54681 Updated information about when to use the <DeviceInformation> element.	Y	Content update.
2.2.1.16.2.15 DeviceInformation	54108 Added the <Status> element to the Child elements column. Updated information about which child element is in the request and which child element is in the response.	Y	Content update.
2.2.1.16.2.16 DevicePassword	54108 Added <Status> to the child elements column and indicated which element is used in requests and which is used in responses.	Y	Content update.
2.2.1.16.2.19 SMTPAddress	54305 Added "(response only)" to Parent element.	N	Content update.
2.2.1.16.2.20 RightsManagementInformation	54681 Added new section.	Y	New content added.
2.2.1.16.2.21 Accounts	54681 Added new section.	Y	Content update.
2.2.1.16.2.22 Account	54681 Added new section.	Y	New content added.
2.2.1.16.2.23 AccountId	54681 Added new section.	Y	New content added.
2.2.1.16.2.24 AccountName	54681 Added new section.	Y	New content added.
2.2.1.16.2.25 UserDisplayName	54681 Added new section.	Y	New content added.
2.2.1.16.2.26	54681	Y	New

Section	Tracking number (if applicable) and description	Major change (Y or N)	Revision Type
SendDisabled	Added new section.		content added.
2.2.1.16.2.27 PrimarySmtpAddress	54681 Added new section.	Y	New content added.
2.2.1.17 SmartForward	54306 Updated the description of how the SmartForward command is similar to the SendMail command.	Y	Content update.
2.2.1.17 SmartForward	Changed an instance of "replied" to "forwarded".	N	Content removed.
2.2.1.17.1 Request	54683 Added <AccountId> and <TemplateID> elements to the schema.	Y	Content update.
2.2.1.17.1 Request	Added tns prefix to EmptyTag type definitions. Replaced curly quotes with straight quotes.	N	Content update.
2.2.1.17.1 Request	54576 Changed the data type of the <IntstanceId> element to dateTime.	Y	Content update.
2.2.1.17.1.1 SmartForward	54683 Added <AccountId> and <TemplateID> to the Child elements column.	Y	Content update.
2.2.1.17.1.3 AccountId	54683 Added new section.	Y	New content added.
2.2.1.17.1.6 Source	54475 Added "(request only)" to Child elements.	N	Content update.
2.2.1.17.1.7 FolderId	54475 Added "(request only)" to Parent element "Source".	N	Content update.
2.2.1.17.1.8 ItemId	54475 Added "(request only)" to Parent element "Source".	N	Content update.
2.2.1.17.1.8 ItemId	54337 Changed the sentence about the <FolderId> element being present.	Y	Content removed.
2.2.1.17.1.9 LongId	54475 Added "(request only)" to Parent element "Source".	N	Content update.
2.2.1.17.1.10	54475	N	Content

Section	Tracking number (if applicable) and description	Major change (Y or N)	Revision Type
InstanceId	Added "(request only)" to Parent element "Source".		update.
2.2.1.17.1.10 InstanceId	54576 Changed the data type to DateTime and added a sentence about the dateTime format.	Y	Content update.
2.2.1.17.1.11 Mime	54546 Added a link to the [MS-ASDTYPE] byte array section.	N	Content update.
2.2.1.17.2.1 SmartForward	54683 Added <ClientId>, <AccountId>, <SaveInSentItems>, <ReplaceMime>, <Source>, <Mime>, and <TemplateID> to the Child elements column.	Y	Content update.
2.2.1.17.2.2 Status	54476 Updated information about when a <Status> value is returned.	Y	Content update.
2.2.1.18 SmartReply	54338 Updated the description of how the SmartReply command is similar to the SendMail command.	Y	Content update.
2.2.1.18 SmartReply	Changed an instance of "forwarded" to "replied".	N	Content update.
2.2.1.18.1 Request	54684 Added <AccountId> and <TemplateID> to the schema.	Y	Content update.
2.2.1.18.1 Request	Added tns prefix to EmptyTag type definitions.	N	Content update.
2.2.1.18.1.1 SmartReply	54684 Added <AccountId> and <TemplateID> to the Child elements column.	Y	Content update.
2.2.1.18.1.3 AccountId	54684 Added new section.	Y	New content added.
2.2.1.18.1.6 Source	54480 Added "(request only)" to the elements in the Child elements column.	N	Content update.
2.2.1.18.1.7 FolderId	54480 Added "(request only)" to Parent element "Source".	N	Content update.
2.2.1.18.1.8 ItemId	54480 Added "(request only)" to Parent element	N	Content update.

Section	Tracking number (if applicable) and description	Major change (Y or N)	Revision Type
	"Source".		
2.2.1.18.1.8 ItemId	50356 Removed the word "typically" from the element description.	N	Content update.
2.2.1.18.1.8 ItemId	54337 Changed the sentence about the <FolderId> being present.	Y	Content update.
2.2.1.18.1.9 LongId	54480 Added "(request only)" to Parent element "Source".	N	Content update.
2.2.1.18.1.11 Mime	54546 Added a link to the [MS-ASDTYPE] byte array section.	N	Content update.
2.2.1.18.2.1 SmartReply	54684 Added <ClientId>, <AccountId>, <SaveInSentItems>, <ReplaceMime>, <Source>, <Mime>, and <TemplateID> to the Child elements column.	Y	Content update.
2.2.1.18.2.2 Status	54481 Updated information about when a <Status> value is returned.	Y	Content update.
2.2.1.19 Sync	54492 Modified the description of the <Supported> element.	N	Content update.
2.2.1.19.1 Request	54186 Added <BodyPartPreference> and <RightsManagementSupport> to the schema.	Y	Content update.
2.2.1.19.1 Request	Added the tns prefix to the EmptyTag data type in the <Partial> element declaration.	N	Content update.
2.2.1.19.1 Request	50268 Changed the minInclusive value of the <HeartbeatInterval> element from 0 to 60.	Y	Content update.
2.2.1.19.1 Request	51961 Added maxOccurs="2" to the <Options> element.	N	Content update.
2.2.1.19.1 Request	54643 Updated the introductory text to reflect the correct Sync command request type.	N	Content update.
2.2.1.19.1 Request	54645 Changed the minOccurs value of the <Collection> element to 1.	Y	Content update.

Section	Tracking number (if applicable) and description	Major change (Y or N)	Revision Type
2.2.1.19.1 Request	54664 Added minInclusive and maxInclusive values to the <Conflict> element.	Y	Content update.
2.2.1.19.1 Request	54676 Added type="xs:boolean" to the <ConversationMode> element.	N	Content update.
2.2.1.19.1.1.1 Empty Sync Request	54545 Changed an incorrect instance of "Sync response" to "Sync request".	N	Content update.
2.2.1.19.1.2 Wait	54066 Added "(request only)" to Parent elements.	N	Content update.
2.2.1.19.1.2 Wait	54583 Removed information about hard deletes of tasks or calendar items causing a waiting Sync command to finish early.	Y	Content update.
2.2.1.19.1.3 HeartbeatInterval	54076 Added "(request only)" to Parent elements.	N	Content update.
2.2.1.19.1.3 HeartbeatInterval	54403 Removed information about the <HeartbeatInterval> element being used in a Sync response.	N	Content update.
2.2.1.19.1.3 HeartbeatInterval	54583 Removed information about hard deletes of tasks or calendar items causing a waiting Sync command to finish early.	Y	Content update.
2.2.1.19.1.4 Partial	54078 Added "only" to "request" for Parent elements.	N	Content update.
2.2.1.19.1.5 WindowSize	54076 Added "(request only)" to Parent elements.	N	Content update.
2.2.1.19.1.5 WindowSize	54373 Clarified the relationship between the <WindowSize> element and the <MoreAvailable> element.	N	Content update.
2.2.1.19.1.5 WindowSize	Condensed information about the default value, a value of 0, and a value greater than 512.	N	Content update.
2.2.1.19.1.5 WindowSize	54642 Removed information about no results being returned when the <WindowSize> is changed during a synchronization.	N	Content update.
2.2.1.19.1.6	54175	N	Content

Section	Tracking number (if applicable) and description	Major change (Y or N)	Revision Type
Add	Added the <Class> element to the Child elements column of the table.		update.
2.2.1.19.1.6 Add	54502 Changed the <Status> value returned when attempting to add e-mails to the server to a value of 6.	Y	Product behavior note updated.
2.2.1.19.1.8 Change	54175 Added "<Class> (response only)" to the Child elements column of the table.	N	Content update.
2.2.1.19.1.9 ClientId	54120 Changed the maximum string length from "40" to "64".	Y	Content update.
2.2.1.19.1.10 Collection	54362 Removed statement that the Sync command can only contain one <Collection> element.	N	Content update.
2.2.1.19.1.12 Supported	54443 Updated the section text to clarify how the <Supported> element is used.	N	Content update.
2.2.1.19.1.12 Supported	54143 Added "(request only)" to the <Collection> parent element description.	N	Content update.
2.2.1.19.1.14 ConversationMode	54482 Changed the <Status> value returned to 4 when <ConversationMode> is included for collections that do not store e-mails results.	Y	Content update.
2.2.1.19.1.14 ConversationMode	54666 Updated the product behavior note to specify the behavior of previous versions only.	N	Product behavior note updated.
2.2.1.19.1.15 CollectionId	54974 Added information about the "RI" <CollectionId> value.	N	Content update.
2.2.1.19.1.17 Commands	54417 Added "(request only)" to the <Fetch> element in the Child elements column, and updated the example introduction to identify that it is specific to requests.	Y	Content update.
2.2.1.19.1.18 Delete	54175 Added "<Class> (response only)" to the Child elements column of the table.	Y	Content update.
2.2.1.19.1.21 Options	54186 Added <BodyPartPreference> and <RightsManagementSupport> to the Child	Y	Content update.

Section	Tracking number (if applicable) and description	Major change (Y or N)	Revision Type
	elements column.		
2.2.1.19.1.21 Options	54211 Added information about using two <Options> elements in a single Sync request.	Y	Content update.
2.2.1.19.1.21 Options	54212 Updated the text to specify that this element SHOULD contain child elements.	Y	Content update.
2.2.1.19.1.21 Options	54478 Updated sample code to show that <AllOrNone> is not an empty tag, it is a Boolean value.	N	Content update.
2.2.1.19.1.21 Options	54477 Updated the example to include the <Type> and <TruncationSize> elements to match the introductory text.	N	Content update.
2.2.1.19.1.21 Options	54190 Added information about "sticky options".	Y	Content update.
2.2.1.19.1.22 Conflict	54264 Added "request only" for Parent elements.	N	Content update.
2.2.1.19.1.26 Class	54486 Removed "Document" from the list of possible <Class> values.	Y	Content update.
2.2.1.19.1.26 Class	54646 Added the <Add>, <Change>, and <Delete> elements to the Parent elements column and updated the description to include the <Add> element in Sync requests.	Y	Content update.
2.2.1.19.1.26 Class	54666 Updated the product behavior note to identify the behavior not supported in the current version.	N	Content update.
2.2.1.19.1.27 MaxItems	54287 Added "(request only)" to Parent element.	N	Content update.
2.2.1.19.1.27 MaxItems	54666 Updated the product behavior note to specify the behavior of previous versions only.	N	Product behavior note updated.
2.2.1.19.1.28 ServerId	54997 Added new section.	Y	New content added.
2.2.1.19.2	54186	Y	Content

Section	Tracking number (if applicable) and description	Major change (Y or N)	Revision Type
Response	Added the <RightsManagementLicense> element to the schema.		update.
2.2.1.19.2 Response	Removed an extraneous colon from the Tasks namespace import. Removed "minOccurs=0" from the <Sync> element. Removed individual elements listed as children of the <ApplicationData> element and added a comment about the elements of the content classes. Changed <Reply-To> to <ReplyTo>. Changed <xs:element ref="email:Attachments" > to <xs:element ref="airsyncbase:Attachments" >. Removed <email:BodyTruncated> and <email:AttRemoved>. Changed <calendar:Timezone> to <calendar:TimeZone>. Added the tns prefix to the EmptyTag data type for the MoreAvailable element definition. Removed child elements from element references.	N	Content update.
2.2.1.19.2 Response	54175 Added the <Class> element as a child of <Add>, <Change>, and <Delete>.	Y	Content update.
2.2.1.19.2.1 Add	54175 Added the <Class> element to the Child elements column of the table.	N	Content update.
2.2.1.19.2.2 ApplicationData	54186 Added <Body>, <BodyPart>, and <RightsManagementLicense> to the Child elements column.	Y	Content update.
2.2.1.19.2.3 Change	54175 Added "<Class> (response only)" to the Child elements column of the table.	Y	Content update.
2.2.1.19.2.4 Class	54646 Added new section.	Y	New content added.
2.2.1.19.2.5 ClientId	54120 Changed maximum string length value from "40" to "64".	Y	Content update.
2.2.1.19.2.6 Collection	54457 Removed <Class> from the list of XML elements.	N	Content update.
2.2.1.19.2.9 Commands	54417 Added "(request only)" to the <Fetch> element in the Child elements column, and updated the example introduction to identify that it corresponds to responses only.	Y	Content update.

Section	Tracking number (if applicable) and description	Major change (Y or N)	Revision Type
2.2.1.19.2.10 Delete	54175 Added "<Class> (response only)" to the Child elements column of the table.	Y	Content update.
2.2.1.19.2.11 SoftDelete	54416 Added "(response only)" to the Child elements column.	N	Content update.
2.2.1.19.2.11 SoftDelete	54415 Added "(response only)" to the Parent elements column.	N	Content update.
2.2.1.19.2.11 SoftDelete	54190 Added more information about when items are soft deleted.	N	Content update.
2.2.1.19.2.15 Responses	54387 Removed the <Delete> element from this section.	Y	Content update.
2.2.1.19.3.1.1 Sync Command Request for Calendar Items	54685 Added the <FirstDayOfWeek> element to the schema.	Y	Content update.
2.2.1.19.3.5.1 Sync Command Request for Tasks	54686 Added the <FirstDayOfWeek> element to the schema.	Y	Content update.
2.2.1.20.1.2 Certificate	54087 Added <ValidateCert> as a parent element in responses only. Added "(request only)" to <Certificates> and <CertificateChain> in the Parent elements column.	N	Content update.
2.2.1.20.2 Response	54087 Added <complexType> and <sequence> tags to the schema.	N	Content update.
2.2.1.20.2.1 ValidateCert	54087 Added <Certificate> to the Child elements column.	Y	Content update.
2.2.1.20.2.2 Certificate	54087 Changed description to match Certificate values found in responses. Changed data type to Container. Added request only values to Parent elements column.	Y	Content update.
2.2.2 Common Status Codes	54680 Added <Status> values 166 and 167.	Y	Content update.
2.2.2 Common Status Codes	Added <Status> values 168, 169, 170, 171, and 172 for the Information Rights Management feature.	Y	Content update.

Section	Tracking number (if applicable) and description	Major change (Y or N)	Revision Type
2.2.2 Common Status Codes	54887 Updated the description for status code 151 to specify that the default maximum number of folders is 1000.	N	Content update.
2.2.2 Common Status Codes	54888 Updated the description for status code 150 to specify that it is returned when the <ItemId> specified in the SmartForward or SmartReply command request could not be found.	N	Content update.
2.2.2 Common Status Codes	Changed an example to refer to version 12.1 instead of 12.0.	N	Content update.
2.2.2 Common Status Codes	54185 Added <Status> values 173, 174, 175, 176, and 177.	Y	Content update.
3.1.5.1 Downloading Policy Settings	54839 Added "MUST" to the requirement that the <PolicyType> element is included in the initial <Provision> command request, and specified the <Status> value returned if it is not included.	Y	Content update.
3.1.5.2 Setting Device Information	54666 Updated the product behavior note to specify the behavior of previous versions only.	N	Product behavior note updated.
3.1.5.4 Synchronizing Inbox, Calendar, Contacts, and Tasks Folders	54882 Updated the details about how the client can use the <WindowSize> element to break up the <Add> elements returned by the server.	N	Content update.
3.1.5.5 Receiving and Accepting Meeting Requests	54880 Updated the server action in step 5.	N	Content update.
4.2.2 Response - Case Error	54964 Changed "en:en" to "en:us" in example to reflect current behavior.	N	Content update.
4.2.3 Response - Case Redirect	54964 Changed "en:en" to "en:us" in example to reflect current behavior.	N	Content update.
4.2.4 Response - Case Server Settings	54666 Removed a product behavior note that contained implementation details.	N	Product behavior note removed.
4.2.4 Response - Case Server	54964 Changed "en:en" to "en:us" in example to	N	Content

Section	Tracking number (if applicable) and description	Major change (Y or N)	Revision Type
Settings	reflect current behavior.		update.
4.3 Synchronizing Folders by Using the FolderSync Command	54044 Added new section.	Y	New content added.
4.3.1 Request	54044 Added new section.	Y	New content added.
4.3.2 Response	54044 Added new section.	Y	New content added.
4.4.1 Downloading Current Information from the Server	54057 Changed the title of the section from "Synchronizing Folders".	N	Content update.
4.4.5 Deleting an Item from the Server	54057 Added new section.	Y	New content added.
4.4.5.1 Request	54057 Added new section.	Y	New content added.
4.4.5.2 Response	54057 Added new section.	Y	New content added.
4.4.6 Identifying Acceptance of Partial Collections	54057 Added more information about the <Partial> element.	N	Content update.
4.4.9 Synchronizing the Calendar Folder	54057 Added the word "starting".	N	Content update.
4.4.9.1 Initial Request	54057 Updated the request code to show a complete Sync command request.	Y	Content update.
4.4.9.1 Initial Request	Removed sentence about an example showing synchronization of the calendar with a synchronization key.	N	Content update.
4.4.9.1 Initial Request	Changed section title from "Request" to "Initial Request".	N	Content update.
4.4.9.2 Initial Response	54057 Added new section.	Y	New content added.
4.4.9.3 Second Request	54057 Added new section.	Y	New content

Section	Tracking number (if applicable) and description	Major change (Y or N)	Revision Type
			added.
4.4.9.4 Second Response	54057 Added new section.	Y	New content added.
4.5 Sending E-Mail Messages by Using the SendMail Command	54050 Added new section.	Y	New content added.
4.5.1 Request	54050 Added new section.	Y	New content added.
4.5.2 Response	54050 Added new section.	Y	New content added.
4.6.1 Ping Command Request	54054 Modified the introductory sentence and updated the code to include the <HeartbeatInterval>, <Folder>, <Id>, and <Class> elements.	N	Content update.
4.7.3.3 Fetch Request	54449 Changed <airsync:LongId> to <search:LongId>.	Y	Content update.
4.14.1 Request	54055 Added new section.	Y	New content added.
4.14.2 Response for a GAL Entry	54055 Stated that the <Type> element specifies that this response is for a GAL entry.	N	Content update.
4.14.3 Response for a Contact Entry	54055 Stated that the <Type> element indicates that the recipient is a contact entry.	N	Content update.
4.15.1.2 Response	54666 Removed the product behavior note and added the content to the section text.	N	Product behavior note removed.
4.15.2 Sync Command	54443 Removed information about <Status> value of 4 being returned if the <SyncKey> value is non-zero.	Y	Content removed.
4.16 Respond to Meeting Requests by Using the MeetingResponse Command	54139 Added new section.	Y	Content update.

Section	Tracking number (if applicable) and description	Major change (Y or N)	Revision Type
4.16.1 Request	54139 Added new section.	Y	Content update.
4.16.2 Response	54139 Added new section.	Y	Content update.
4.17 Creating Folders by Using the FolderCreate Command	54044 Added new section.	Y	New content added.
4.17.1 Request	54044 Added new section.	Y	New content added.
4.17.2 Response	54044 Added new section.	Y	New content added.
4.18 Deleting Folders by Using the FolderDelete Command	54045 Added new section.	Y	New content added.
4.18.1 Request	54045 Added new section.	Y	New content added.
4.18.2 Response	54045 Added new section.	Y	New content added.
4.19 Updating Folders by Using the FolderUpdate Command	54046 Added new section.	Y	New content added.
4.19.1 Request	54046 Added new section.	Y	New content added.
4.19.2 Response	54046 Added new section.	Y	New content added.
4.20 Retrieving Item Estimates by Using the GetItemEstimate Command	54047 Added new section.	Y	New content added.
4.20.1 Request	54047 Added new section.	Y	New content added.
4.20.2 Response	54047 Added new section.	Y	New content added.

Section	Tracking number (if applicable) and description	Major change (Y or N)	Revision Type
4.21 Move Items to Another Folder by Using the MoveItems Command	54049 Added new section.	Y	New content added.
4.21.1 Request	54049 Added new section.	Y	New content added.
4.21.2 Response	54049 Added new section.	Y	New content added.
4.22 Reply to E-Mail Messages by Using the SmartReply Command	54051 Added new section.	Y	New content added.
4.22.1 Request	54051 Added new section.	Y	New content added.
4.22.2 Response	54051 Added new section.	Y	New content added.
4.23 Validate Certificates by Using the ValidateCert Command	54052 Added new section.	Y	New content added.
4.23.1 Request	54052 Added new section.	Y	New content added.
4.23.2 Response	54052 Added new section.	Y	New content added.
4.24 Search the Global Address List by Using the Search Command	54056 Added new section.	Y	New content added.
4.24.1 Request	54056 Added new section.	Y	New content added.
4.24.2 Response	54056 Added new section.	Y	New content added.
4.25 Emptying Folder Contents by Using the ItemOperations Command	54053 Added new section.	Y	New content added.

Section	Tracking number (if applicable) and description	Major change (Y or N)	Revision Type
4.25.1 Request	54053 Added new section.	Y	New content added.
4.25.2 Response	54053 Added new section.	Y	New content added.
4.26 Moving a Conversation by Using the ItemOperations Command	54053 Added new section.	Y	New content added.
4.26.1 Request	54053 Added new section.	Y	New content added.
4.26.2 Response	54053 Added new section.	Y	Content update.
4.27 Creating Meetings	54909 Added new section.	Y	New content added.
4.27.1 Uploading a Meeting to the Server	54909 Added new section.	Y	New content added.
4.27.1.1 Request	54909 Added new section.	Y	New content added.
4.27.1.2 Response	54909 Added new section.	Y	New content added.
4.27.2 Sending Meeting Requests	54909 Added new section.	Y	New content added.
4.27.2.1 Request	54909 Added new section.	Y	New content added.
4.27.2.2 Response	54909 Added new section.	Y	New content added.
4.27.3 Adding a Meeting Request to the Attendee's Inbox Folder	54909 Added new topic.	Y	New content added.
4.27.3.1 Request	54909 Added new section.	Y	New content added.

Section	Tracking number (if applicable) and description	Major change (Y or N)	Revision Type
4.27.3.2 Response	54909 Added new topic.	Y	New content added.
4.27.4 Adding a Meeting to the Attendee's Calendar Folder	54909 Added new section.	Y	New content added.
4.27.4.1 Request	54909 Added new section.	Y	New content added.
4.27.4.2 Response	54909 Added new section.	Y	New content added.
4.3.5 Downloading Current Information from the Server	54057 Removed the Downloading Current Information from the Server section.	N	Content removed.
4.3.5.1 Request	54057 Removed the Request section.	N	Content removed.
4.3.5.2 Response	54057 Removed the Response section.	N	Content removed.
2.2.1.16.1.4.1 OOF Property	54876 Removed the OOF Property section and moved the content into section 2.2.1.16.1.4 Set.	N	Content removed.
2.2.1.16.1.4.2 Device Information Property	54876 Removed the Device Information Property section and moved the content into section 2.2.1.16.1.4 Set.	N	Content removed.
2.2.1.16.1.4.3 Device Password Property	54876 Removed the Device Password Property section and moved the content into section 2.2.1.16.1.4 Set.	N	Content removed.
2.2.1.14.1.10 Or	54640 Removed the Or section.	Y	Content removed.
4.4.9.2 Request	54057 Removed the second Request section in the Synchronizing the Calendar Folder section.	N	Content removed.

8 Index

A

[Applicability](#) 21
[Autodiscover message](#) 22

C

[Capability negotiation](#) 21
[Change tracking](#) 334
Client
 [abstract data model](#) 245
 [higher-layer triggered events](#) 245
 [initialization](#) 245
 [overview](#) 245
 [sequencing rules](#) 245
 timers ([section 3.1.2](#) 245, [section 3.1.6](#) 251)
[Commands message](#) 22

E

Examples
 [overview](#) 252

F

[FolderCreate message](#) 29
[FolderDelete messages](#) 35
[FolderSync message](#) 38
[FolderUpdate message](#) 46

G

[Glossary](#) 16

I

[Implementer – security considerations](#) 327
[Index of security parameters](#) 327
[Informative references](#) 19
[Introduction](#) 16

M

Messages
 [Autodiscover message](#) 22
 [Commands](#) 22
 [FolderCreate message](#) 29
 [FolderDelete message](#) 35
 [FolderSync message](#) 38
 [FolderUpdate message](#) 46
 [overview](#) 22
 [syntax](#) 22
 [transport](#) 22

N

[Normative references](#) 18

O

[Overview](#) 19

P

[Parameters – security index](#) 327
[Preconditions](#) 20
[Prerequisites](#) 20
[Product behavior](#) 328

R

References
 [informative](#) 19
 [normative](#) 18
[Relationship to other protocols](#) 20

S

Security
 [implementer considerations](#) 327
 [overview](#) 327
 [parameter index](#) 327
Server
 [abstract data model](#) 245
 [higher-layer triggered events](#) 245
 [initialization](#) 245
 [overview](#) 245
 [sequencing rules](#) 245
 timers ([section 3.1.2](#) 245, [section 3.1.6](#) 251)
[Standards assignments](#) 21

T

[Tracking changes](#) 334
[Transport](#) 22

V

[Vendor-extensible fields](#) 21
[Versioning](#) 21